
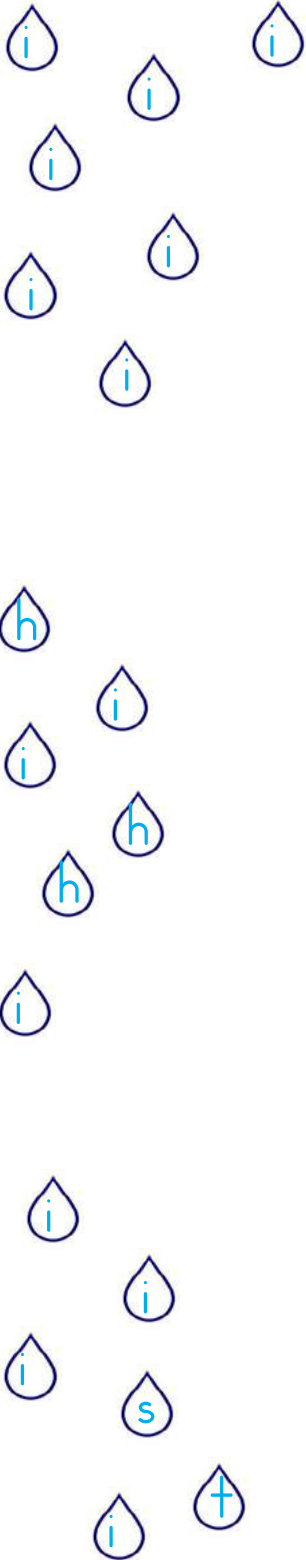


Brainstorm as many words with the letter /i/ sound as you can.

Write them in the space below.















Cross off all the letters that are not /i/. Color all the raindrops with the letter /i/.

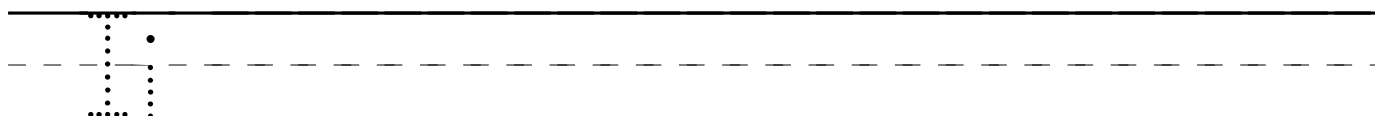
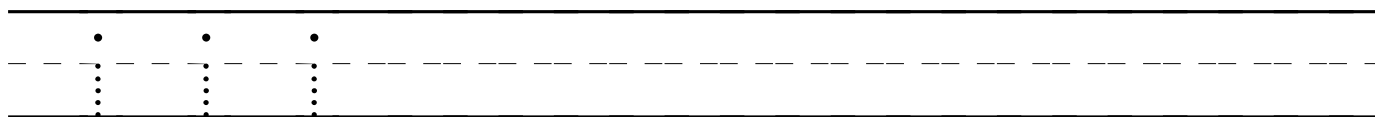
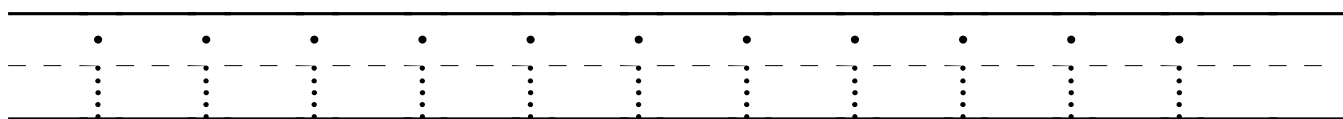
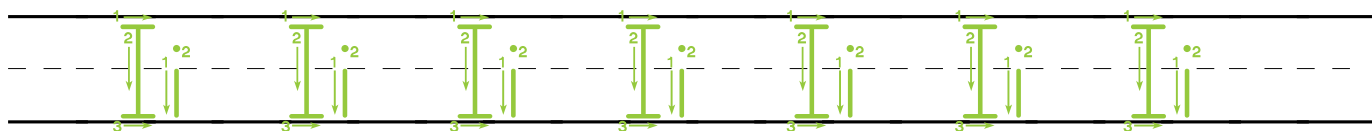




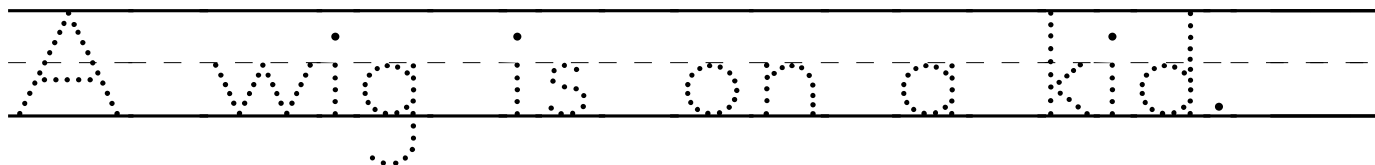
Write the missing letter to complete each word below.

1  _____ s _____	2  _____ i _____	3  _____ p _____
4  _____ z _____	5  _____ d _____	6  _____ _____
7  _____ g _____	8  _____ g _____	9  _____ _____
10  _____ _____	11  _____ _____	12  _____ _____

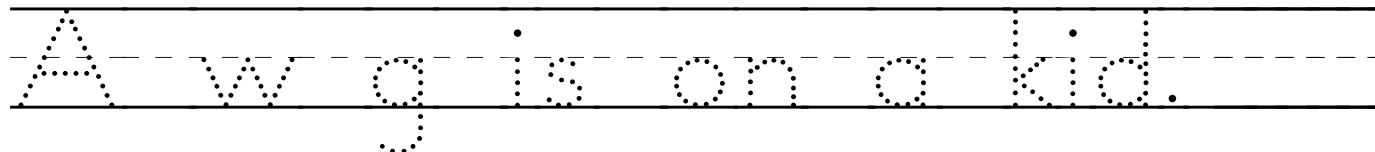
Trace and write.



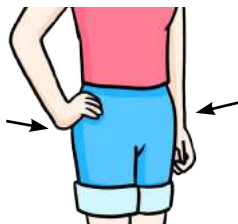
Trace and write. Rewrite the sentence below



Trace and write. Fill in the missing letter. Rewrite the sentence below



Trace each word, then match them to the correct picture.



1

pin

2

hips

3

zipper

4

dishes

5

wig

6

lizard

7

gift

8

milk

Choose a word from above and make a great sentence below!

\_\_\_\_\_

\_\_\_\_\_

\_\_\_\_\_

\_\_\_\_\_

Trace each word, then match them to the correct picture.

lips 1.



bin 2.




sink 3.



sit 4.



kick 5.



ribs 6.



bib 7.



kid 8.



Choose a word from above and make a great sentence below!










\_\_\_\_\_

\_\_\_\_\_

\_\_\_\_\_

\_\_\_\_\_

Fill in the missing letter and write the word to match the picture above..

<p>1</p>  <p>_____</p> <p>g ft</p>	<p>2</p>  <p>_____</p> <p>it en</p>	<p>3</p>  <p>_____</p> <p>pi</p>
<p>4</p>  <p>_____</p> <p>d p</p>	<p>5</p>  <p>_____</p> <p>ig</p>	<p>6</p>  <p>_____</p> <p>mi k</p>
<p>7</p>  <p>_____</p> <p>l zard</p>	<p>8</p>  <p>_____</p> <p>mai bo</p>	<p>9</p> 
<p>lots I ribs. want to have of</p>		

Sort the words above to make a complete sentence below.

\_\_\_\_\_










\_\_\_\_\_

\_\_\_\_\_

\_\_\_\_\_

\_\_\_\_\_

Circle the correct word and write it on the line.

<p>1</p>  <p>wig                      vig</p> <p>_____</p> <p>-----</p> <p>_____</p>	<p>2</p>  <p>pib                      bib</p> <p>_____</p> <p>-----</p> <p>_____</p>	<p>3</p>  <p>zipper                      sipper</p> <p>_____</p> <p>-----</p> <p>_____</p>
<p>4</p>  <p>cick                      kick</p> <p>_____</p> <p>-----</p> <p>_____</p>	<p>5</p>  <p>sit                      cit</p> <p>_____</p> <p>-----</p> <p>_____</p>	<p>6</p>  <p>fin                      fim</p> <p>_____</p> <p>-----</p> <p>_____</p>
<p>7</p>  <p>bin                      pin</p> <p>_____</p> <p>-----</p> <p>_____</p>	<p>8</p>  <p>ygloo                      igloo</p> <p>_____</p> <p>-----</p> <p>_____</p>	<p>9</p> 
<p>pig                      bib.                      has                      The                      a                      happy</p>		

Sort the words above to make a complete sentence below.

\_\_\_\_\_

-----

\_\_\_\_\_

-----

\_\_\_\_\_

Draw a line to match the letters. Then spell the picture word correctly two times.



1. h i t  
s a x

\_\_\_\_\_

-----

\_\_\_\_\_



2. z a p  
h i y

\_\_\_\_\_

-----

\_\_\_\_\_



3. f e t  
k i d

\_\_\_\_\_

-----

\_\_\_\_\_



4. h i g  
p a n

\_\_\_\_\_

-----

\_\_\_\_\_



5. s u n  
b i p

\_\_\_\_\_

-----

\_\_\_\_\_



6. c i m  
s a t

\_\_\_\_\_

-----

\_\_\_\_\_



7. x n g  
i o k

\_\_\_\_\_

-----

\_\_\_\_\_



8. m i p  
w o g










\_\_\_\_\_

-----

\_\_\_\_\_



Circle the beginning sound and write the word correctly on the line.

<p>1</p>  <p>f k</p> <p>_____</p> <p>-----</p> <p>_____</p>	<p>2</p>  <p>i y</p> <p>_____</p> <p>-----</p> <p>_____</p>	<p>3</p>  <p>t l</p> <p>_____</p> <p>-----</p> <p>_____</p>
<p>4</p>  <p>s z</p> <p>_____</p> <p>-----</p> <p>_____</p>	<p>5</p>  <p>p b</p> <p>_____</p> <p>-----</p> <p>_____</p>	<p>6</p>  <p>i n</p> <p>_____</p> <p>-----</p> <p>_____</p>
<p>7</p>  <p>i s</p> <p>_____</p> <p>-----</p> <p>_____</p>	<p>8</p>  <p>h s</p> <p>_____</p> <p>-----</p> <p>_____</p>	<p>9</p> 
<p>wig. worm a The has happy</p>		

Sort the words above to make a complete sentence below.

\_\_\_\_\_


-----

\_\_\_\_\_

-----

\_\_\_\_\_

Color in the letter with the sentence that matches the picture to its left.



- A He has six insects.
- B He has ten insects.
- C He has no insects.



- A The boy plays with six pins.
- B The boy is eating a pin.
- C The boy has a pin.



- A I have a gift for you.
- B I have two gifts for you.
- C I have six gifts for you.



- A The girl has milk.
- B The girl has mittens.
- C The girl has six mittens.



- A The insect is under a big wig.
- B The insect is on a wig.
- C The insect eats the wig.




Say each picture word out loud. Listen to the sounds within the word.

Do you hear the letter sound /i/ at the beginning, middle or end?

Write the letter where you hear the sound.





i         



Look at the pictures and the letters. What letters are missing?  
Write in the missing letters in the circles provided.  
Then write the word two more times on the line.

1




\_\_\_\_\_

\_\_\_\_\_

\_\_\_\_\_

2




\_\_\_\_\_

\_\_\_\_\_

\_\_\_\_\_

3




\_\_\_\_\_

\_\_\_\_\_

\_\_\_\_\_

4




\_\_\_\_\_

\_\_\_\_\_

\_\_\_\_\_

5




\_\_\_\_\_

\_\_\_\_\_

\_\_\_\_\_

6




\_\_\_\_\_

\_\_\_\_\_

\_\_\_\_\_

7




\_\_\_\_\_

\_\_\_\_\_

\_\_\_\_\_

8



\_\_\_\_\_

\_\_\_\_\_

\_\_\_\_\_

Look at the pictures and the letters. What letters are missing?  
Write in the missing letters in the circles provided.  
Then write the word two more times on the line.

1  
○ i p



\_\_\_\_\_  
\_\_\_\_\_  
\_\_\_\_\_

2  
○ a r



\_\_\_\_\_  
\_\_\_\_\_  
\_\_\_\_\_

3  
○ u m



\_\_\_\_\_  
\_\_\_\_\_  
\_\_\_\_\_

4  
○ i t



\_\_\_\_\_  
\_\_\_\_\_  
\_\_\_\_\_

5  
○ e n



\_\_\_\_\_  
\_\_\_\_\_  
\_\_\_\_\_

6  
○ a t




\_\_\_\_\_  
\_\_\_\_\_  
\_\_\_\_\_

○ i d



\_\_\_\_\_  
\_\_\_\_\_  
\_\_\_\_\_

8  
○ o g



\_\_\_\_\_  
\_\_\_\_\_  
\_\_\_\_\_

Look at the pictures and the letters. What letters are missing?  
Write in the missing letters in the circles provided.  
Then write the word two more times on the line.

1  
z i ○



\_\_\_\_\_

\_\_\_\_\_

\_\_\_\_\_

2  
h a ○



\_\_\_\_\_

\_\_\_\_\_

\_\_\_\_\_

3  
b e ○



\_\_\_\_\_

\_\_\_\_\_

\_\_\_\_\_

4  
k i ○



\_\_\_\_\_

\_\_\_\_\_

\_\_\_\_\_

5  
m o ○



\_\_\_\_\_

\_\_\_\_\_

\_\_\_\_\_

6  
p i ○



\_\_\_\_\_

\_\_\_\_\_

\_\_\_\_\_

7  
r a ○



\_\_\_\_\_

\_\_\_\_\_

\_\_\_\_\_

8  
t e ○



\_\_\_\_\_

\_\_\_\_\_

\_\_\_\_\_

Look at the pictures and letters below. Circle the word within the line of letters.

pin  
lizard  
sink  
hip

gift  
kick  
dip  
zipper

milk  
ribs  
igloo  
dishes

lips  
bib  
slip  
wig

bin  
kid  
insect  
mailbox

1




adsmilkshdinads

2



skdcnsdishesnasa

3




akshdgweslipkasd

4




asdjbibdskatesaw

5



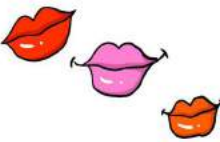
seeigloodkefhd

6



asdswpinadbeahd

7



aehstlipsrawberr

8



asdgribsdksnoip

9



asdwhdbinakajsg

10



njfswigjhsdfgwiy

11



asdsinkahsdaskdj

12



jhaazippersdvser

13



sohipdkjhasdkhas

14



admailboxoupads

15




abasinsectusoeiu

16



adsakickwhasdha

17




dhadhgidystarks

18



jsbfjsnolizarddhs

19



aksjdipdhsawskjd

20



badhsgiftoatajsg

Look at the pictures and letters below.  
Circle the word within the line of letters.  
Draw a line to its matching picture.

1



3

6

5



7



9



11



1-3

asdfsixdsunhdi

aasmittentosd

ascdpigwdshdi

4-6

sadwosnaildsh

dwospillownt

osdmiceashdis

7-9

osbuspianoshd

adwosipeetsdi

dshdiskapkjhsd

10-12

fdssnilightdsh

shdtigersealis

singshipsdshdi

2



4



6



8



10



12





Beginning Sound

Circle the pictures in each row that have the same beginning sound as the letter in the box.

<p>1</p> <p>p</p>				
<p>2</p> <p>m</p>				
<p>3</p> <p>t</p>				
<p>4</p> <p>a</p>				
<p>5</p> <p>d</p>				
<p>6</p> <p>e</p>				
<p>7</p> <p>g</p>				
<p>8</p> <p>h</p>				


Ending Sounds

Circle the pictures in each row that have the same ending sound as the letter in the box.

<p>1</p> <p>a</p>				
<p>2</p> <p>y</p>				
<p>3</p> <p>e</p>				
<p>4</p> <p>h</p>				
<p>5</p> <p>k</p>				
<p>6</p> <p>d</p>				
<p>7</p> <p>t</p>				
<p>8</p> <p>n</p>				

Cut out the pictures below and match them to their beginning sound.

1	i	
2	r	
3	d	
4	g	
5	o	
6	c	



Make your own worksheet below by drawing pictures  
and writing words to match each picture.  
Have your friends draw lines to match your words to your pictures.





Draw a line to match the correct letter patterns to create the word that matches the picture.  
Then write the word on the line provided.

<p> </p> <p> </p> <p>_____</p> <p>pin</p>	<p> </p> <p> </p> <p>_____</p>
<p> </p> <p> </p> <p>_____</p>	<p> </p> <p> </p> <p>_____</p>
<p> </p> <p> </p> <p>_____</p>	<p> </p> <p> </p> <p>_____</p>
<p> </p> <p> </p> <p>_____</p>	<p> </p> <p> </p> <p>_____</p>
<p> </p> <p> </p> <p>_____</p>	<p> </p> <p> </p> <p>_____</p>
<p> </p> <p> </p> <p>_____</p>	<p> </p> <p> </p> <p>_____</p>

Look at the picture and write the missing letters to spell the correct vocabulary word.

1




s x

2



zipp r

3



f sh

4



i loo

5



i sect

6



li ard

7



ki k

8



hi

9



m k

Draw lines to match the word to its picture.



wig

lip



dish

bin



ink

sink



Look at the picture and circle the word that spells the correct vocabulary word.



bib  
did  
pop



cat  
sit  
so



mitten  
mittens  
mitt



pen  
pan  
pin



fin  
fan  
fun



gulp  
girl  
gift



slip  
slap  
stop



zip  
zap  
pizza



kick  
kin  
kid



six  
ten  
socks




robs  
ribs  
rubs



lick  
pick  
kick

Look at the pictures. Match the number of the picture to the word.  
Write the pictures number in the box beside the word.

wig	2
pig	
dish	
fish	
ink	
lizard	
milk	
lip	
bin	
sink	
kid	
zipper	



The \_\_\_\_\_ is full of water.

Dad is wearing a funny \_\_\_\_\_ on his head.

My food is on a \_\_\_\_\_ .


The \_\_\_\_\_ is full of rubbish.

The \_\_\_\_\_ cannot fly, they live in the water.




Fill in the crossword puzzle using the picture clues below to help you.

Write words across, from left to right →. Write words down, from top to bottom ↓.




Down

Across



- sit
- lizard
- mittens
- lips
- hippo
- slip



- gift
- lip
- igloo
- insect
- dish
- zipper

Complete the maze. Follow the vocabulary words with the short /i/ that are spelled correctly.



Match the words from the box to the shapes below, then find out the mystery word and write it.

sip

zipper

ribs

igloo

lizard

insect

mittens


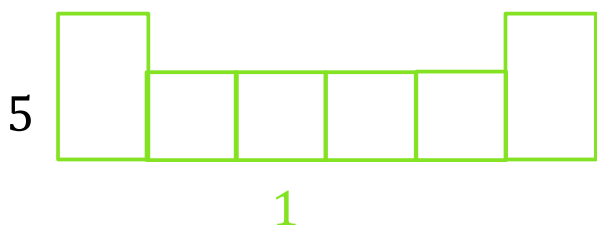
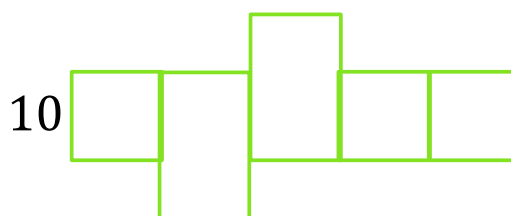





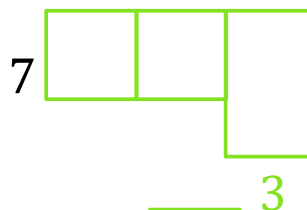

slip

six

milk

sink

dish



Mystery Word

1 2 3 4 5 6

Look at the sentence and exchange the picture for a word.

wig

six

mittens

igloo


sit

1. I am  years old.

2. I do not live in an  . I live in a house.

3. A hippo is wearing a funny  .

4.  down, please!

5. My hands are cold. I need my  .

Use vocabulary words from the box to complete the sentences below.

bin

gift

milk

ink

six

lizard

lip

ribs

1. I need more \_\_\_\_\_ for my pen.
2. I have \_\_\_\_\_ apples.
3. I like drinking \_\_\_\_\_.
4. Dad put the waste \_\_\_\_\_ outside.
5. I can feel my \_\_\_\_\_ on the side.
6. I bought my mum a \_\_\_\_\_.
7. I have a \_\_\_\_\_ as a pet.
8. My \_\_\_\_\_ is on my face.

9. Write a sentence of your own using one of the vocabulary words from above.

\_\_\_\_\_

-----

\_\_\_\_\_

-----

\_\_\_\_\_

Look at the picture and write the missing letters to spell the correct vocabulary word.

si

w

b

gi

h

di

mi

sli

ft

ng

ig

ip

ib

sh

p

lk



\_\_\_\_\_

\_\_\_\_\_

\_\_\_\_\_



\_\_\_\_\_

\_\_\_\_\_ sing \_\_\_\_\_

\_\_\_\_\_



\_\_\_\_\_

\_\_\_\_\_

\_\_\_\_\_



\_\_\_\_\_

\_\_\_\_\_

\_\_\_\_\_



\_\_\_\_\_

\_\_\_\_\_

\_\_\_\_\_



\_\_\_\_\_

\_\_\_\_\_

\_\_\_\_\_



\_\_\_\_\_

\_\_\_\_\_

\_\_\_\_\_



\_\_\_\_\_

\_\_\_\_\_

\_\_\_\_\_

Use words from above to write interesting sentences below.

\_\_\_\_\_

\_\_\_\_\_

\_\_\_\_\_

\_\_\_\_\_













\_\_\_\_\_

\_\_\_\_\_

\_\_\_\_\_

\_\_\_\_\_

Look at the pictures and words. Which words are spelled correctly?  
Circle the word that is spelled correctly.  
Then write it on the line.

 <p>hippo hipper</p> <p>_____</p> <p>-----</p> <p>_____</p>	<p>insect insects</p> <p>_____</p> <p>-----</p> <p>_____</p> 
 <p>sink sing</p> <p>_____</p> <p>-----</p> <p>_____</p>	<p>igloo wiggle</p> <p>_____</p> <p>-----</p> <p>_____</p> 
 <p>sick kick</p> <p>_____</p> <p>-----</p> <p>_____</p>	<p>fish dish</p> <p>_____</p> <p>-----</p> <p>_____</p> 
 <p>robs ribs</p> <p>_____</p> <p>-----</p> <p>_____</p>	<p>bin pin</p> <p>_____</p> <p>-----</p> <p>_____</p> 
 <p>slip blip</p> <p>_____</p> <p>-----</p> <p>_____</p>	<p>blizzard lizard</p> <p>_____</p> <p>-----</p> <p>_____</p> 
 <p>mitten mittens</p> <p>_____</p> <p>-----</p> <p>_____</p>	<p>sipper zipper</p> <p>_____</p> <p>-----</p> <p>_____</p> 

Unscramble the words below. Circle the words in the box that you unscramble below.

insect

gift

dish

seal

fish

kid

milk

spider

zip

six

snow

1

--	--	--

xsi

2

--	--	--	--

sdih

3

--	--	--	--	--	--

scnite

4

--	--	--

dik

5

--	--	--	--

iftg

6

--	--	--	--

lmik

7

--	--	--	--

hifs













8

--	--	--

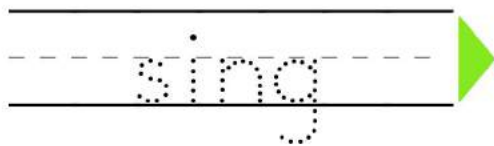

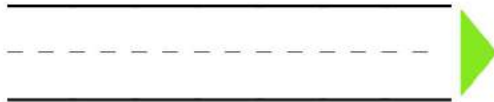

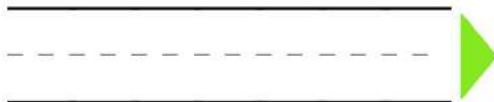

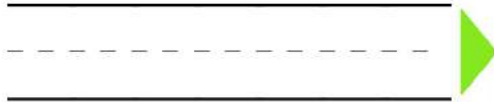



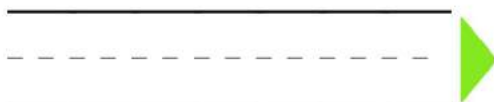

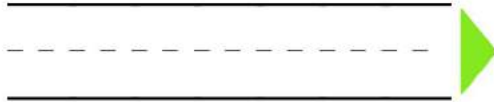

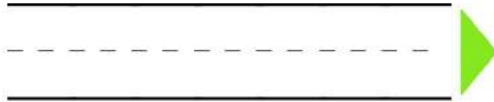

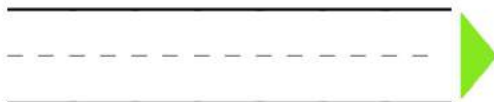

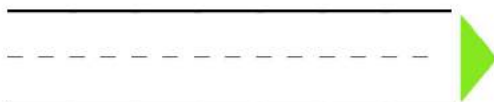

izp



Draw a line to match the correct letter patterns to create the word that matches the picture.  
Then write the word on the line provided.

<p>1</p> <p>ch il t</p> <p>sh e i</p>  <p>_____</p> <p>chili</p>	<p>2</p> <p>g i s</p> <p>l ip l</p>  <p>_____</p>
<p>3</p> <p>y ig n</p> <p>f i ll</p>  <p>_____</p>	<p>4</p> <p>i g r o</p> <p>in a lo</p>  <p>_____</p>
<p>5</p> <p>p i m</p> <p>t ai g</p>  <p>_____</p>	<p>6</p> <p>v i k</p> <p>i n ck</p>  <p>_____</p>
<p>7</p> <p>w i n</p> <p>s r t</p>  <p>_____</p>	<p>8</p> <p>d ui ll en</p> <p>m it t</p>  <p>_____</p>
<p>9</p> <p>s i k</p> <p>p n n</p>  <p>_____</p>	<p>10</p> <p>l oi j d</p> <p>w iz ar</p>  <p>_____</p>
<p>11</p> <p>k i n</p> <p>h y d</p>  <p>_____</p>	<p>12</p> <p>r ip p er</p> <p>z o r</p>  <p>_____</p>

Look at the scrambled words. Unscramble the letters to write the words correctly. Then match the word to its picture.






1. gsni		
2. bbi		
3. shif		
4. nip		
5. sdehsi		
6. ckki		
7. ppoih		
8. loigo		
9. snctei		
10. plis		

Cut out the letters below. How many vocabulary-words that you have learned can you spell?  
Glue the letters down to spell as many words as you can.




w	p	g	h	o				
s	i	m	i	p	g	s	o	i
i	p	l	h	i	p	h	k	o
l	i	d	i	s	l	i	f	h


Cut out the letters below. How many sight-words that you have learned can you spell?  
Glue the letters down to spell as many words as you can.

6								
								
								
								
								



i	r	n	p	i	r	o	b	o
e	z	s	k	l	s	z	i	g
i	l	p	i	a	x	n	d	i

Look at the scrambled words. Unscramble the letters to write the words correctly. Then match the word to its picture.



s                      il                      p

s                      i                      ng

m                      i                      k

k                      i                      sh

d                      i                      d

i                      l                      k

ig                      ic                      oo

k                      n                      k

s                      ib                      p

r                      li                      s

\_\_\_\_\_

\_\_\_\_\_

\_\_\_\_\_

\_\_\_\_\_

\_\_\_\_\_

\_\_\_\_\_

\_\_\_\_\_

\_\_\_\_\_

\_\_\_\_\_

\_\_\_\_\_