

Spin and Spell

Spin the spinner. Spell and write the **S** word.




sap	sip	socks	seal	sad	six
_____	_____	_____	_____	_____	_____
_____	_____	_____	_____	_____	_____
_____	_____	_____	_____	_____	_____
_____	_____	_____	_____	_____	_____
_____	_____	_____	_____	_____	_____
_____	_____	_____	_____	_____	_____
_____	_____	_____	_____	_____	_____


Which **S** word did you spin on and write the most? Write it again here!

Spin a picture. Read the word.
Write the word in the matching letter boxes.
Place a check mark next to the word after it is written.

- sap
- six
- sip
- sad
- seal
- socks



Hint: Use a paperclip as your spinner.

	<table border="1" style="width: 100%; height: 60px;"> <tr> <td style="width: 33%;"></td> <td style="width: 33%;"></td> <td style="width: 33%;"></td> </tr> </table>						
<table border="1" style="width: 100%; height: 80px;"> <tr> <td style="width: 33%;"></td> <td style="width: 33%;"></td> <td style="width: 33%;"></td> </tr> </table>				<table border="1" style="width: 100%; height: 80px;"> <tr> <td style="width: 33%;"></td> <td style="width: 33%;"></td> <td style="width: 33%;"></td> </tr> </table>			
<table border="1" style="width: 100%; height: 80px;"> <tr> <td style="width: 33%;"></td> <td style="width: 33%;"></td> <td style="width: 33%;"></td> </tr> </table>				<table border="1" style="width: 100%; height: 80px;"> <tr> <td style="width: 33%;"></td> <td style="width: 33%;"></td> <td style="width: 33%;"></td> </tr> </table>			

Spin and Build

Hint: Use a paperclip as your spinner.

S



Spin a picture.
Cut and paste the letters to build
the matching words.



--	--	--



--	--	--



--	--	--



--	--	--



--	--	--



--	--	--

Write your words on the lines.

_____	_____	_____
_____	_____	_____
_____	_____	_____
_____	_____	_____

sap sip socks seal sad six

a	i	o	ea	a	i	s	s	s
s	s	s	l	d	ck	p	p	x



Spin, Color, and Win!


Each player takes a turn to spin a picture and color the matching word.
 First player to color all words wins the game.

S

Set One



player 1



player 2



sap	sad	seal
sip	sap	sip
sip	sad	sap
sap	sap	sad
sap	socks	sip

six	sip	six
socks	sad	socks
socks	seal	sip
sad	sip	sad
six	seal	six



Set Two



S

Spin, Color, and Win!

Each player takes a turn to spin a picture and color the matching word.
First player to color all words wins the game.



player 1

player 2

socks	six	saw
sun	saw	six
seal	sap	sun
sun	sun	six
six	six	saw

socks	socks	saw
six	seal	sun
sun	six	saw
seal	sun	seal
seal	saw	saw


Make Your Own: #1

Spin, Color, and Win!

Each player takes a turn to spin a picture and color the matching word.
First player to color all words wins the game.



player 1



player 2



sap



six



sip



sad




seal



socks



sun



saw



sip



www.PhonicsGarden.com

socks



www.PhonicsGarden.com

seal



www.PhonicsGarden.com

sad




www.PhonicsGarden.com

Saw



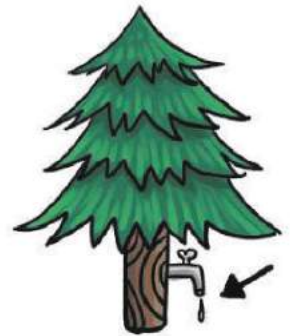
www.PhonicsGarden.com

Sun



www.PhonicsGarden.com

Sap



www.PhonicsGarden.com

Six



www.PhonicsGarden.com

Draw and write your own word puzzles on this page.



Blank word puzzle grid with a dashed outline and a vertical zigzag cut line.

www.PhonicsGarden.com



Word puzzle grid with the word "Sample" written across it. The letters are in colorful circles: 'S' (pink), 'a' (orange), 'm' (blue), 'p' (green), 'l' (purple), 'e' (yellow). A dashed zigzag cut line is on the left.

www.PhonicsGarden.com

Word puzzle grid with the word "Sample" written across it. A dashed zigzag cut line is on the right.

www.PhonicsGarden.com

Blank word puzzle grid with a dashed outline and a vertical zigzag cut line.

www.PhonicsGarden.com

Draw and write your own word puzzles on this page.



A large rectangular area with a dashed border, divided into two vertical sections. The left section contains a dashed outline of a word puzzle. The right section contains a dashed outline of a word puzzle and the text www.PhonicsGarden.com.

A large rectangular area with a dashed border, divided into two vertical sections. The left section contains a dashed outline of a word puzzle. The right section contains a dashed outline of a word puzzle and the text www.PhonicsGarden.com. A large, colorful word puzzle "Sample" is overlaid across the middle of this section, with each letter in a different colored circle: 'S' (pink), 'a' (orange), 'm' (light blue), 'p' (light green), 'l' (purple), and 'e' (yellow).

A large rectangular area with a dashed border, divided into two vertical sections. The left section contains a dashed outline of a word puzzle. The right section contains a dashed outline of a word puzzle and the text www.PhonicsGarden.com. A large, colorful word puzzle "Sample" is overlaid across the middle of this section, with each letter in a different colored circle: 'S' (pink), 'a' (orange), 'm' (light blue), 'p' (light green), 'l' (purple), and 'e' (yellow).

A large rectangular area with a dashed border, divided into two vertical sections. The left section contains a dashed outline of a word puzzle. The right section contains a dashed outline of a word puzzle and the text www.PhonicsGarden.com.

Add the missing letters.

Write the words on the lines below.

Letter Blend
Word Spelling



S _____




S _____

S _____



S _____



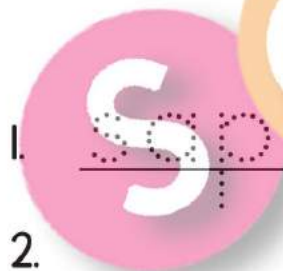
S _____



S _____



S _____



1. _____

5. _____

2. _____

6. _____

3. _____

7. _____

4. _____

8. _____

Choose one or two words from above and make a great sentence below.

Add the missing letters.

Write the words on
the lines below.

Letter Blend
Word Spelling



— ap




— ip



— ad



— ix



— eal



— aw



— un



— ocks

1.  _____

5. _____

2. _____

6. _____

3. _____

7. _____

4. _____

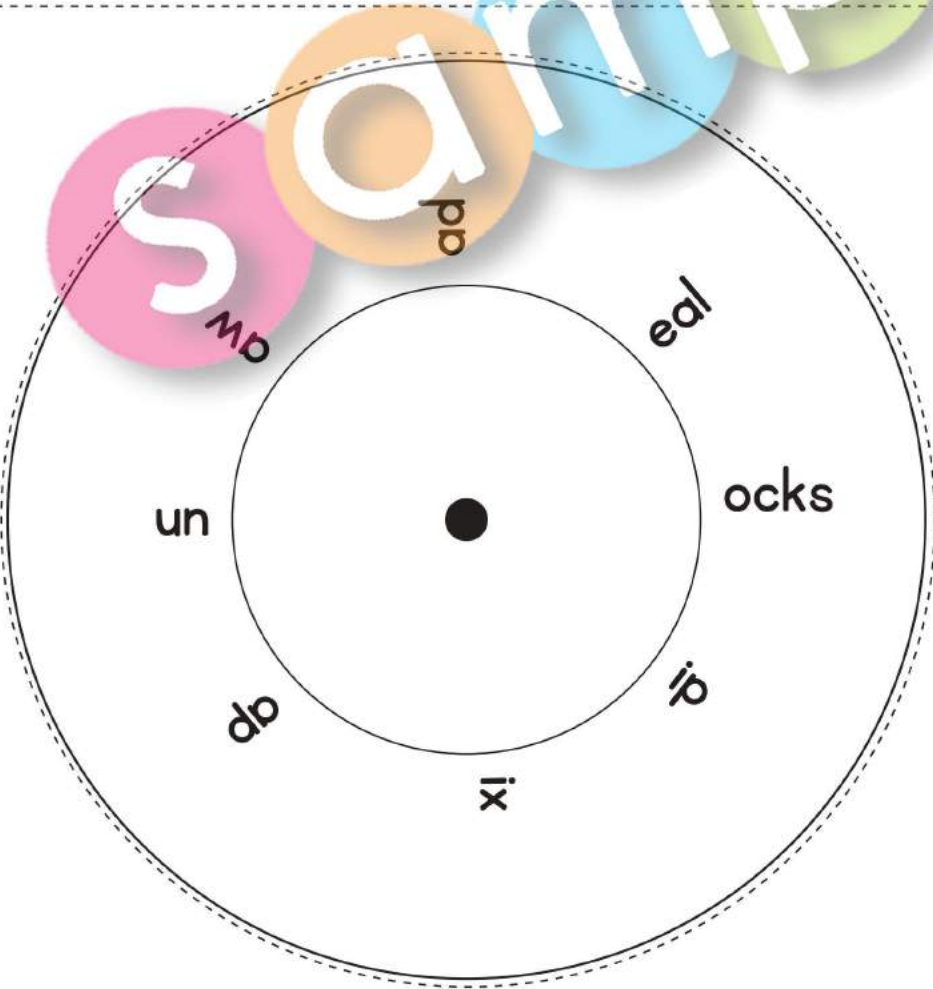
8. _____

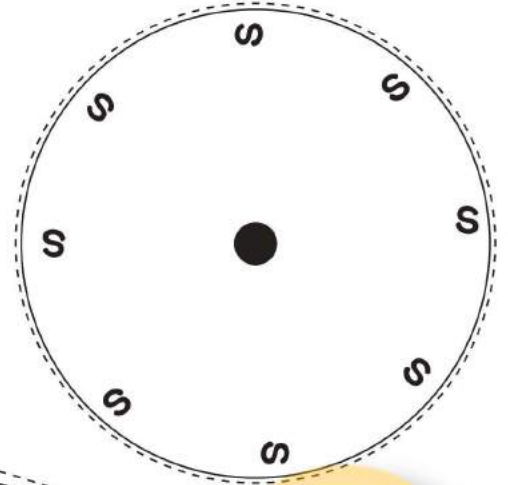
Choose one or two words from above and make a great sentence below.

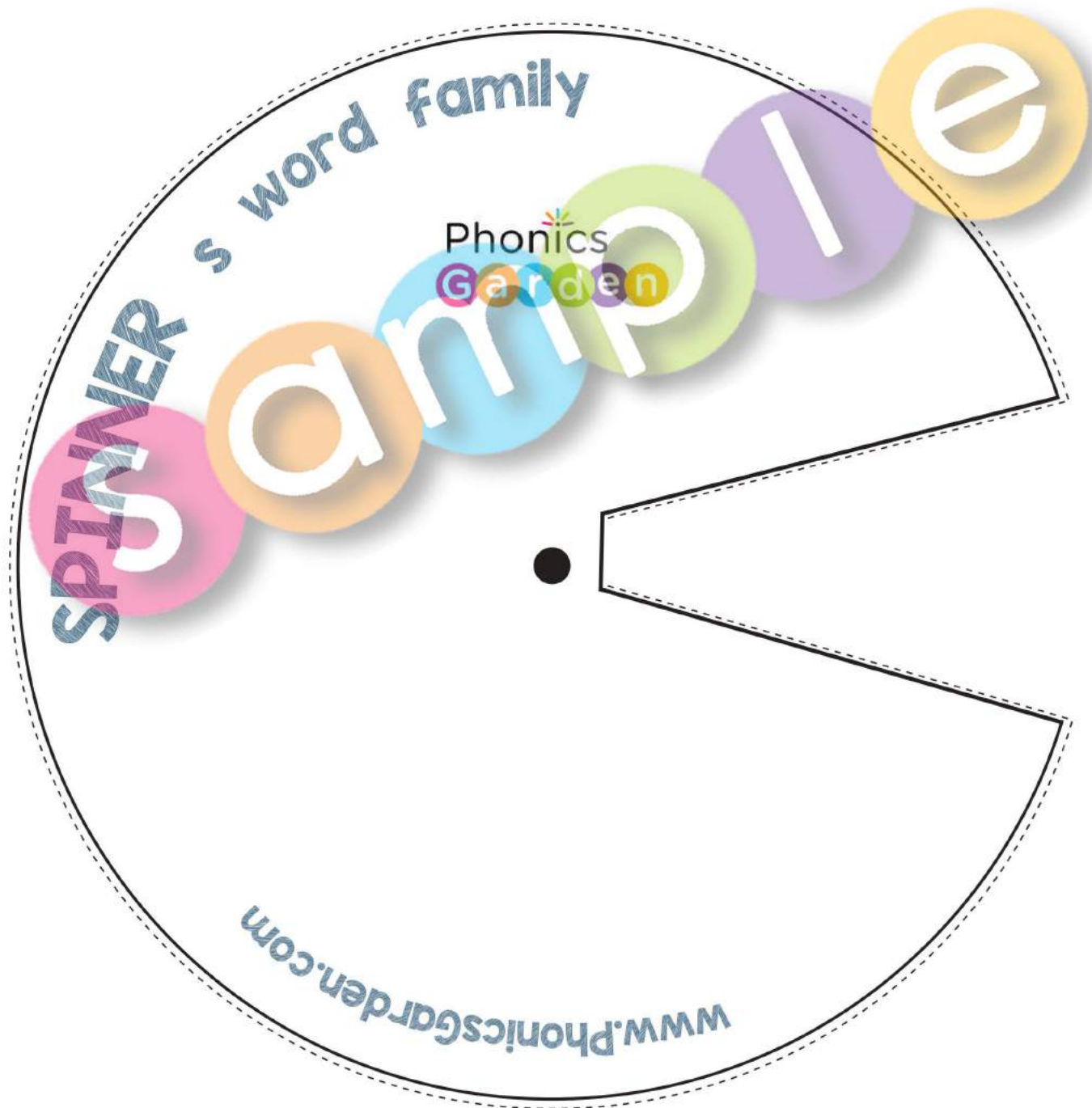
After you have finished assembling your word wheel, practice writing each word as you spin the wheel. Spin, read, and write your new words!

Write each word on your word-wheel 2 times each.

<hr/> <hr/> <hr/> <hr/> <hr/> <hr/> <hr/> <hr/>	<hr/> <hr/> <hr/> <hr/> <hr/> <hr/> <hr/> <hr/>	<hr/> <hr/> <hr/> <hr/> <hr/> <hr/> <hr/> <hr/>	<hr/> <hr/> <hr/> <hr/> <hr/> <hr/> <hr/> <hr/>
<hr/> <hr/> <hr/> <hr/> <hr/> <hr/> <hr/> <hr/>	<hr/> <hr/> <hr/> <hr/> <hr/> <hr/> <hr/> <hr/>	<hr/> <hr/> <hr/> <hr/> <hr/> <hr/> <hr/> <hr/>	<hr/> <hr/> <hr/> <hr/> <hr/> <hr/> <hr/> <hr/>








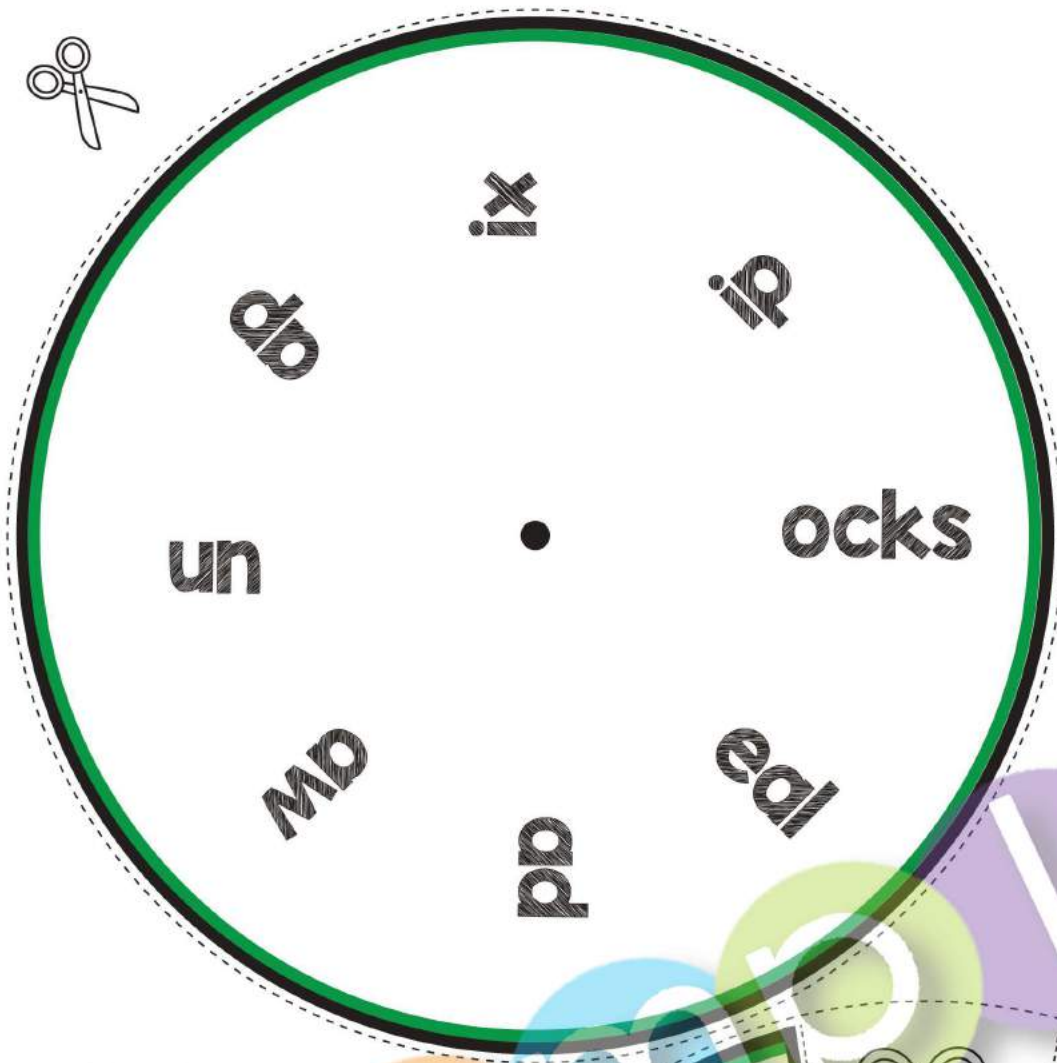
SPINNER'S word family

www.PhonicsGarden.com



A circular spinner divided into six segments, each with a word and an illustration. The words are: 's' (pink), 'sap' (orange), 'sad' (yellow), 'six' (pink), 'sip' (blue), and 'sap' (green). The illustrations include: a seal, a pair of pink socks, a sad face, a girl drinking from a cup, a tree, and a pink circle with a yellow '6'.



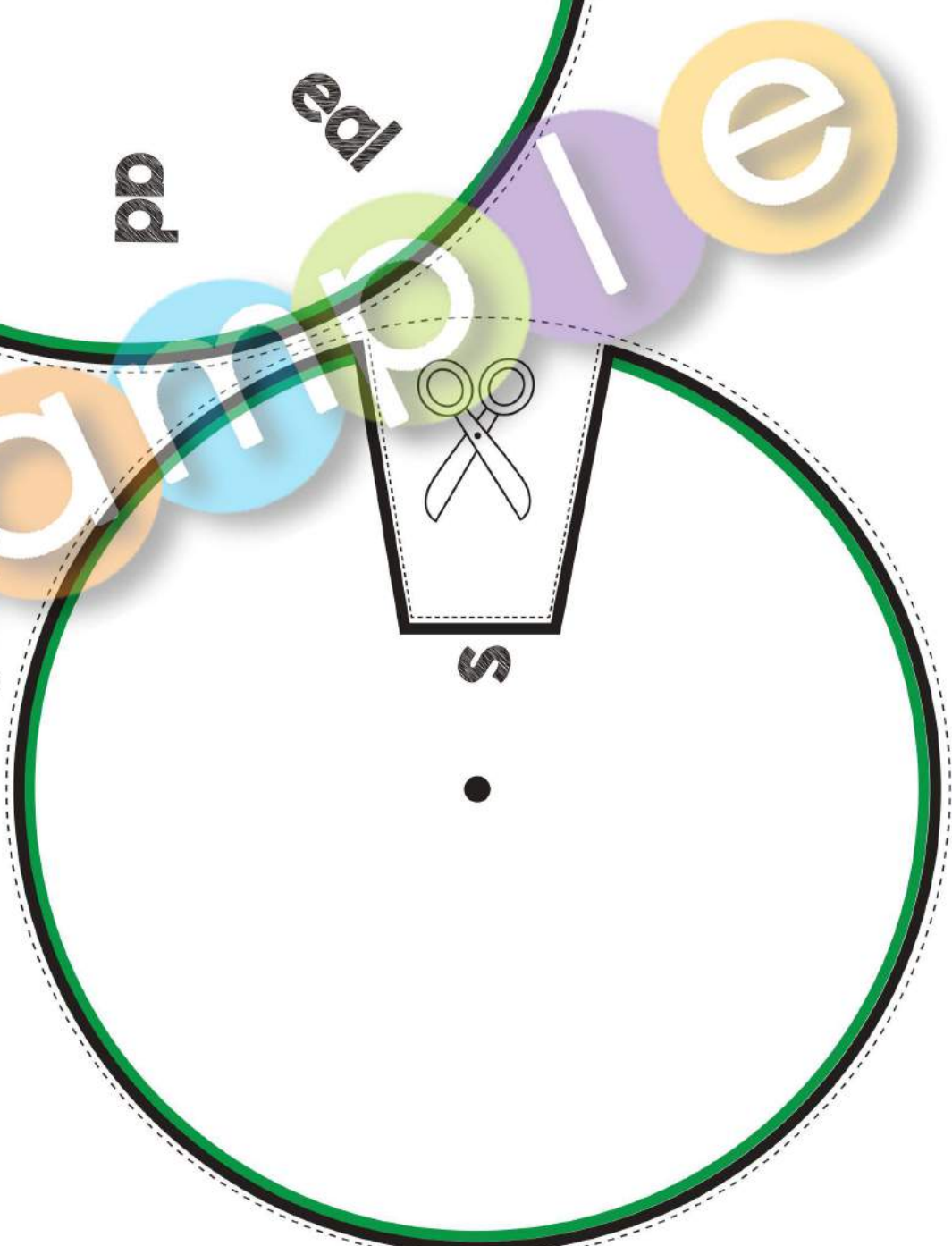


s Words

Step 1: Print the word wheel on card stocks paper for best results.

Step 2: Attach the front to the back with a brass paper fastener, paperclip, or another fastening object.

Step 3: Have your students spin the wheel to make and read the words.



Word Wheel

This Word Wheel will help your students practice reading. Moving the wheel will match the word with the picture clue.

seal






sap

sip

six

socks

sds



BOTTOM

S

Letter Blend Word Wheel

Name: _____

www.PhonicsGarden.com

TOP

Instructions

1. Copy on to the white card stocks
2. Cut out the two shapes on the dotted lines.
3. Place TOP wheel on the TOP of the BOTTOM wheel.
4. Insert split pin in the center.
5. Have students spin and read.

Cut out the words and pictures. Paste them down where they belong matching each word and picture.

S


t

sap

sip

turtle

tip



seal

six

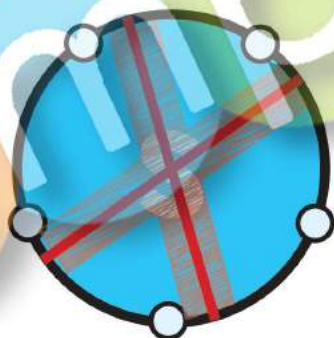

tap

top



Connect the /s/ Letter Blend words with the **S**.



Connect the words that are NOT part of the /s/ Letter Blend with the **X**.



Practice writing your /s/ words.



What
is in the
S house?



When you are done cutting and pasting your words, finish the sentence below. Add a full-stop period.





A _____, _____, and _____
_____ are in the house

Write the missing letters below. Cut out the boxes and glue the top flap onto the matching picture. ✂





What
is in the
S house?



When you are done cutting and pasting your words, finish the sentence below. Add a full-stop period.

A _____, _____, _____ and
_____, _____ are in the house

Write the missing letters below. Cut out the boxes and glue the top flap onto the matching picture. ✂

ip

ocks


eal


ad

Cut out each of the puzzle pieces and glue them where they belong.


<p>sap</p> <p>glue piece here</p>	<p>sip</p> <p>glue piece here</p>
<p>sad</p> <p>glue piece here</p>	<p>socks</p> <p>glue piece here</p>
<p>six</p> <p>glue piece here</p>	<p>seal</p> <p>glue piece here</p>
<p>sun</p> <p>glue piece here</p>	<p>saw</p> <p>glue piece here</p>
<p>s _____</p> <p>glue piece here</p>	<p>s _____</p> <p>glue piece here</p>


Scissors icon








Scissors icon












Scissors icon



Color the word box that goes with the picture.


Write the words below.

1




seal	socks
------	-------

2




six	socks
-----	-------

3




six	saw
-----	-----

4



saw	sad
-----	-----

5




sad	sun
-----	-----

6




sap	seal
-----	------

7



sap	sun
-----	-----

8



saw	sip
-----	-----

1

2

3

4

5

6

7

8

Write the letters in the correct order to make the word that matches the picture.

1



i p s

2



o s ck

3



ea s l

4



u s n

5



w s a

6



s a p

7



i s x

8



a d s

Write the letters in the correct order to make the word that matches the picture.

1



ck

s

o

2



i

p

s

3



u

s

n

4



s

i

x

5



s

p

a

6



a

s

w

7



d

a

s

8







l

s

ea





UNSCRAMBLE the LETTERS Write the missing letter in the circle.
Write the letters in the correct order to make the word that matches the picture.





1     _____





2     _____





3     _____

4     _____



5     _____

6     _____

7     _____

8     _____

Read and Write! Write the missing letter in the circle.
Write the letters in the correct order to make the word that matches the picture.

1		<input type="text"/>	i	p	_____
2		s	<input type="text"/>	ck	_____
3		s	<input type="text"/>	l	_____
4		s	a	<input type="text"/>	_____
5		<input type="text"/>	a	w	_____
6		s	<input type="text"/>	n	_____
7		s	a	<input type="text"/>	_____
8		<input type="text"/>	i	x	_____

Say it! Build it! Write! Color the letters that spell the picture's name. Write the word on the line.

sap

sip

six

socks

sad

seal

sun

saw



s	oo	b	i	ou	ld	p	nd
---	----	---	---	----	----	---	----



gl	s	o	ai	i	oi	ck	ck
----	---	---	----	---	----	----	----




s	ea	b	nk	i	l	mp	nk
---	----	---	----	---	---	----	----



s	ea	b	a	ch	d	d	ne
---	----	---	---	----	---	---	----



tr	sl	oa	s	a	d	nt	w
----	----	----	---	---	---	----	---



s	ai	b	oo	m	p	u	n
---	----	---	----	---	---	---	---



fl	oi	s	a	i	p	n	mp
----	----	---	---	---	---	---	----



s	c	i	ou	i	oo	x	m
---	---	---	----	---	----	---	---

Say it! Build it! Write! Color the letters that spell the picture's name. Write the word on the line.

sap

sip

six


socks

sad

seal

sun

saw



s	oo	u	ai	ou	ld	n	nd
---	----	---	----	----	----	---	----



gl	br	s	ai	a	oi	w	ck
----	----	---	----	---	----	---	----



s	a	oa	nk	n	ee	mp	d
---	---	----	----	---	----	----	---



s	ea	b	o	ck	d	ck	ne
---	----	---	---	----	---	----	----



tr	s	oa	dr	ea	d	nt	l
----	---	----	----	----	---	----	---



sm	s	t	a	a	p	nd	ch
----	---	---	---	---	---	----	----



fl	oi	s	i	i	oo	ch	x
----	----	---	---	---	----	----	---



s	sn	i	ou	i	oo	p	m
---	----	---	----	---	----	---	---

Draw a line to match the letters.

Write the words two times each.



1.

s	ee	p
pr	i	nt



2.

sl	o	b
s	o	ck



3.

tr	i	x
s	oi	p



4.

s	oy	p
fl	a	le



5.

s	u	nd
sm	u	n



6.

s	ea	k
dr	a	w



7.

fr	a	d
s	a	sh



8.


pl	ea	ch
s	u	l

SEE - SAY - CUT - PASTE - READ

s set 1


Cut out the letters. Glue them under the pictures to spell the words correctly.

1.




--	--	--

2.




--	--	--

3.



--	--	--

4.



--	--	--

ea

i

o

a

s

s

s

s

l

ck

d

p




SEE - SAY - CUT - PASTE - READ

s set 2


Cut out the letters. Glue them under the pictures to spell the words correctly.

1.




--	--	--

2.




--	--	--

3.



--	--	--

4.

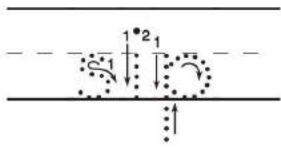


--	--	--

a	a	u	i	s	s
s	s	n	w	p	x



Trace

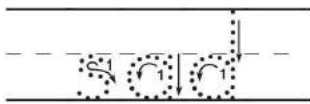


write

color

sip

Trace

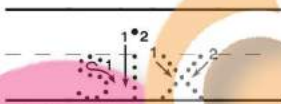


write

color

sad

Trace

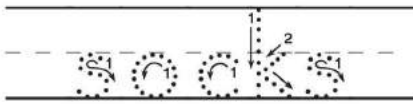


write

color

six

Trace



write

color

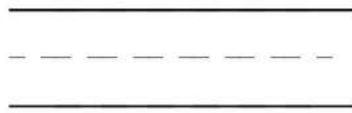
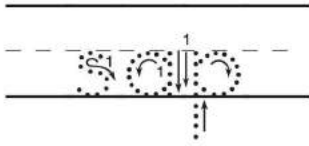
socks

Write a sentence of your own using some words from above.

Trace

write

color

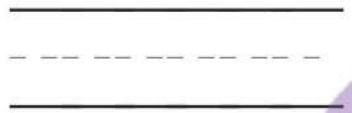
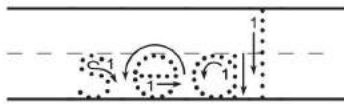


sap

Trace

write

color

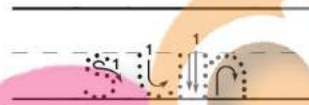


seal

Trace

write

color

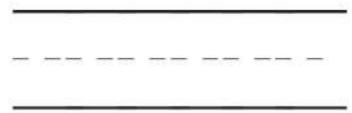


sun

Trace

write

color



saw

Write a sentence of your own using some words from above.


SENTENCE BUILDING



A saw is used to cut wood.



The sun is not shining.


Cut out the words and paste them in the boxes above to make a sentence. Then, write your sentence on the line. 


saw	cut	wood.	A	is	to	used.
sun	The	is	not	shining.		

SENTENCE BUILDING



This tree is full of sap.



Cut out the words and paste them in the boxes above to make a sentence. Then, write your sentence on the line. 

sap.	of	is	This	full	tree .
six	We	only	had	days.	.

SENTENCE BUILDING



He took a sip.



He is wearing socks.

Cut out the words and paste them in the boxes above to make a sentence. Then, write your sentence on the line.



	sip.	He	a	took	.
socks.	wearing	He	is	.	

SENTENCE BUILDING



Seals eat fish.



I am very sad.

Cut out the words and paste them in the boxes above to make a sentence. Then, write your sentence on the line.



fish.			eat	Seals	.
	am	I	sad.	very	.

Let's Read the s Words

Directions: To assemble your flip-book reader, cut out all the boxes along the dashed-black lines. Attach the smaller boxes on top of each other by stapling them to the shaded gray area indicated. The top box has the word "Name" on it.



Front Cover

Flip-Book Page 1 of 4

Back Page

Flip-Book

Name _____

My book of s words.

Flip-Book

S



A _____



www.PhonicsGarden.com

A _____



www.PhonicsGarden.com

A _____



www.PhonicsGarden.com

A _____




www.PhonicsGarden.com

A _____



www.PhonicsGarden.com

A _____




www.PhonicsGarden.com

A _____



www.PhonicsGarden.com

A _____



www.PhonicsGarden.com





B _____

ad

www.PhonicsGarden.com

B _____

un

www.PhonicsGarden.com

B _____

aw

www.PhonicsGarden.com

B _____

ea

www.PhonicsGarden.com

B _____

ix

www.PhonicsGarden.com

B _____

ip

www.PhonicsGarden.com

After you have finished assembling your word wheel, practice writing each word as you spin the wheel. Spin, read, and write your new words!

Write each /s/ word from your flip-book 2 times each.

sap

socks

sad

sun

seal

sip

six

saw



B _____

ocks

wwwPhonicsGarden.com









B _____

ap



wwwPhonicsGarden.com

Directions: Cut out the letters and build the words to match the pictures.

See It! Build It!



Directions: Draw and write two of your own /s/ words in the boxes below.



ea a u i p w ck p d s s s s

s

s

Directions: Read the sentence and match the picture to it.

Match It!

Set 1

1



A saw is used to cut wood.

2



The sun is not shining.

3



This tree is full of sap.

4






We only had six days.

5



Directions: Draw and write your own /s/ word sentence.




Directions: Read the sentence and match the picture to it.

Match It!

Set 2



He took a sip.



He is wearing socks.




Seals eat fish.



I am very sad.



Directions: Draw and write your own /s/ word sentence.



Directions: Read the sentence and write the missing word in the blank. Use the pictures to help you.

Set 1

FILL IT!

1 I saw a black _____.



2 He is so _____.




3 Put your _____ on.



4 He took a _____ of water.



5 Directions: Draw and write your own /s/ word sentence.




seal sip sad socks

Set 2

Directions: Read the sentence and write the missing word in the blank. Use the pictures to help you.

FILL IT!

1 The _____ is very sharp.



2 Sit it out in the _____.




3 The _____ rises in trees.



4 We met at _____.



5 Directions: Draw and write your own /s/ word sentence.



sun saw sap six

Directions: Trace the words
and draw a matching picture.

S DRAW IT!

sop

sad

sip

seal

sock

sun

sad


socks

sow

seal

six

sip




Directions: Look at the pictures and write the word that matches.


S WRITE IT!



















Directions: Draw and write your own /s/ words.

Directions: Circle the words that belong with the /s/ Letter Blend.

CIRCLE IT!

sap



turtle

sip

tip

seal

tap

sip

tape

sun

top

sad

saw

six

tiger

tent

sap

socks

Directions: Draw a line to connect the picture with the word it matches.

CONNECT IT

a



b



c



d



e



f



g



h



1. sun

2. sip

3. sap


4. saw

5. six










6. socks

7. seal

8. sad












Circle the correct word and write it on the line.

<p>1. </p> <p>sap sip</p> <p>_____</p> <p>_____</p> <p>_____</p>	<p>2. </p> <p>sun socks</p> <p>_____</p> <p>_____</p> <p>_____</p>	<p>3. </p> <p>socks sad</p> <p>_____</p> <p>_____</p> <p>_____</p>
<p>4. </p> <p>sip six</p> <p>_____</p> <p>_____</p> <p>_____</p>	<p>5. </p> <p>socks saw</p> <p>_____</p> <p>_____</p> <p>_____</p>	<p>6. </p> <p>six seal</p> <p>_____</p> <p>_____</p> <p>_____</p>
<p>7. </p> <p>sun saw</p> <p>_____</p> <p>_____</p> <p>_____</p>	<p>8. </p> <p>sap seal</p> <p>_____</p> <p>_____</p> <p>_____</p>	<p>9. </p> <p>sad sip</p> <p>_____</p> <p>_____</p> <p>_____</p>

of sip little I took a my drink.

Sort the words above to make a complete sentence below.

Fill in the missing letters to spell each word correctly.

<p>1.</p>  <p>_____</p> <p>_____ ip _____</p>	<p>2.</p>  <p>_____</p> <p>_____ ocks _____</p>	<p>3.</p>  <p>_____</p> <p>_____ eat _____</p>
<p>4.</p>  <p>_____</p> <p>_____ ads _____</p>	<p>5.</p>  <p>_____</p> <p>_____ aw _____</p>	<p>6.</p>  <p>_____</p> <p>_____ un _____</p>
<p>7.</p>  <p>_____</p> <p>_____ sap _____</p>	<p>8.</p>  <p>_____</p> <p>_____ ix _____</p>	<p>9.</p>  <p>_____</p> <p>_____ aw _____</p>

metal. of is This saw made

Sort the words above to make a complete sentence below.

Choose words from today's lesson. Write and draw them below.

<p>1.</p> <p>Word: _____</p> <p>_____</p> <p>_____</p>	<p>2.</p> <p>Word: _____</p> <p>_____</p> <p>_____</p>
<p>3.</p> <p>Word: _____</p> <p>_____</p> <p>_____</p>	<p>4.</p> <p>Word: _____</p> <p>_____</p> <p>_____</p>

Choose words from today's lesson. Write and draw them below.

<p>1.</p> <p>Word: _____</p> <p>_____</p> <p>_____</p>	<p>2.</p> <p>Word: _____</p> <p>_____</p> <p>_____</p>
<p>3.</p> <p>Word: _____</p> <p>_____</p> <p>_____</p>	<p>4.</p> <p>Word: _____</p> <p>_____</p> <p>_____</p>

I Can Read and Match

Trace each word, then match them to the correct picture.

six

1

a



socks

2

b



seat

3

c



saw

4

d



sun

5

e



sap

6

f



sad

7

g



sip

8

h



Draw and write a story using as many words from the right as you can!



sap



sip



saw



sun



sad



socks



six



seal

Sample

Draw and write two sentences using some of the words to the right.



sap



sip



saw



sun



sad



socks



six



seal

Blank writing area for drawing and writing two sentences.

Handwriting practice lines with a dashed midline.


Handwriting practice lines with a dashed midline, featuring a large 'Sample' watermark.

Handwriting practice lines with a dashed midline.

Circle the correct word and write it on the line. Add a full-stop period to each sentence.


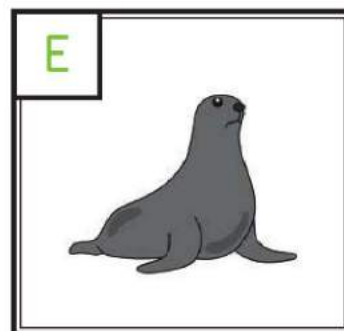
1.		sap sip	Take a _____
2.		sip six	Meet me at _____
3.		sun socks	The _____ are long
4.		socks saw	The _____ is big
5.		saw seal	It's a small _____
6.		sap sad	It is full of _____
7.		sad sap	Tom is very _____

Match the pictures to their sentences by writing the correct letters in the box.



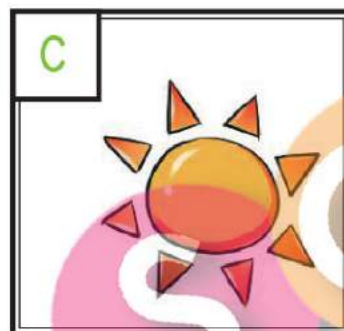
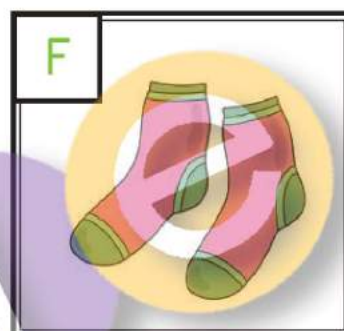
Seals eat fish.

He took a sip.



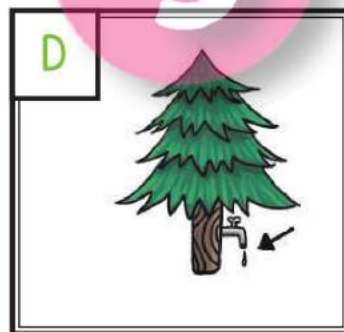
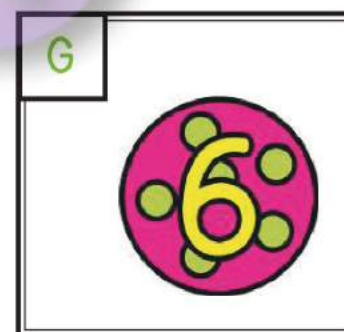
This tree is full of sap.

I am very sad.



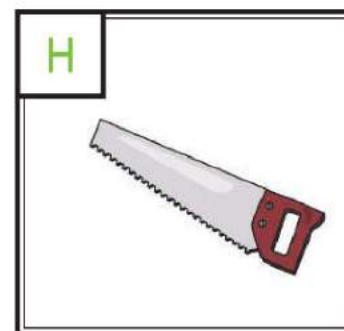
We only had six days.

He is wearing socks.



















A saw is used to cut wood.

The sun is not shining.



Write a great sentence of your own on the lines below.

Use the word box to help you answer each question or statement below.

<p>1. He took a ___ of water.</p>  <p>_____</p>	<p>2. Put your _____ on.</p>  <p>_____</p>	<p>3. I saw a black _____.</p>  <p>_____</p>	<p>4. He is so _____.</p>  <p>_____</p>
<p>5. _____ is very sharp.</p>  <p>_____</p>	<p>6. Sit it out in the _____.</p>  <p>_____</p>	<p>7. The _____ rises in trees.</p>  <p>_____</p>	<p>8. We met at _____.</p>  <p>_____</p>
<p>Word Box</p> <div style="display: flex; justify-content: space-around; align-items: flex-start;"> <div style="text-align: center;">  <p>sap</p> </div> <div style="text-align: center;">  <p>sad</p> </div> <div style="text-align: center;">  <p>six</p> </div> <div style="text-align: center;">  <p>seal</p> </div> <div style="text-align: center;">  <p>sip</p> </div> <div style="text-align: center;">  <p>sun</p> </div> <div style="text-align: center;">  <p>socks</p> </div> <div style="text-align: center;">  <p>saw</p> </div> </div>			

Use words from above and write a great sentence of your own on the lines below.

Cut and paste the words on the right in alphabet order.

Cut & Paste



sip



socks



seal



sad



sap



sun



six



Sample

Cut and paste the pictures. Then write each word 2 times each.

Cut & Paste

sip

sip

socks

socks

sap

sap

six

six

seal

seal

sad

sad

sun

sun



Cut & Paste

Cut and paste the pictures. Then write each word 2 times each.

sip	sip		
		_____	_____
		-----	-----
		_____	_____
sad	sad		
		_____	_____
		-----	-----
		_____	_____
six	six		
		_____	_____
		-----	-----
		_____	_____
sap	sap		
		_____	_____
		-----	-----
		_____	_____
seal	seal		
		_____	_____
		-----	-----
		_____	_____
socks	socks		
		_____	_____
		-----	-----
		_____	_____
sun	sun		
		_____	_____
		-----	-----
		_____	_____



Sort the words to make a great sentence on the lines below.

sap.

The



has

e

tree

milky

www.PhonicsGarden.com

Write a sentence of your own about the picture.

Sort the words to make a great sentence on the lines below.

The

sun



is

very

e

hot.

www.PhonicsGarden.com

Write a sentence of your own about the picture.

Sort the words to make a great sentence on the lines below.

He

took

a



of

e

water.

sip

s

d

m

o

l


e

Write a sentence of your own about the picture.

Sort the words to make a great sentence on the lines below.

It's

metal



saw.

a

www.PhonicsGarden.com

Write a sentence of your own about the picture.

Sort the words to make a great sentence on the lines below.

very

These

are



warm.

socks

s

a

r

m

p

e

Write a sentence of your own about the picture.

Sort the words to make a great sentence on the lines below.

Seals

lives



in

snow.

www.PhonicsGarden.com

Write a sentence of your own about the picture.

Sort the words to make a great sentence on the lines below.


She

sad.



was

really



Write a sentence of your own about the picture.

Sort the words to make a great sentence on the lines below.

It

is



milion.

six

Write a sentence of your own about the picture.

I Say, Spell, Cut and Paste

S
Word Spelling

Say, Trace, Cut & Paste, and Spell each picture word correctly.



--	--

www.PhonicsGarden.com



--	--



--	--



--	--

Trace on the inside of the letters. Then cut them out and glue them down to spell the pictures above.

s	s	ocks	aw
s	s	eal	ip

I Say, Spell, Cut and Paste


S
Word Spelling

Say, Trace, Cut & Paste, and Spell each picture word correctly.



--	--

www.PhonicsGarden.com



--	--



--	--












--	--

Trace on the inside of the letters. Then cut them out and glue them down to spell the pictures above.

s	s	ad	ap
s	s	ix	un



Look at each picture. Circle the correct word.

<p>1</p>  <p>socks sip sun</p>	<p>2</p>  <p>sun sip sap</p>	<p>3</p>  <p>sad sap sip</p>
<p>4</p>  <p>seal six saw</p>	<p>5</p>  <p>saw sad socks</p>	<p>6</p>  <p>sip sun sad</p>
<p>7</p>  <p>sip saw seal</p>	<p>8</p>  <p>sip sun sap</p>	<p>9</p>  <p>sap sip sun</p>
<p>sap. tree The has milky</p>		

Sort the words above to make a great sentence below.


See, Say, and Spell - Blends - s

Write the correct letter blend to complete the words below.

sap sip socks seal sad six saw sun



___ocks



___urtle



___un



___eal



___ap



___ix



___op



___aw



___ape



___ip



___iger



___ent



___ap



___ip



___ad


See, Say, and Spell - Blends - s

Write the missing letters to complete the words below.

sap sip socks seal sad six saw sun



s _____



+ _____



s _____



s _____



+ _____

s _____



+ _____



s _____



+ _____



s _____



+ _____

+ _____



s _____



+ _____

s _____



MEMORY GAME



 <p>www.PhonicsGarden.com</p>	 <p>www.PhonicsGarden.com</p>	 <p>www.PhonicsGarden.com</p>
 <p>www.PhonicsGarden.com</p>	 <p>www.PhonicsGarden.com</p>	 <p>www.PhonicsGarden.com</p>
 <p>www.PhonicsGarden.com</p>	 <p>www.PhonicsGarden.com</p>	 <p>www.PhonicsGarden.com</p>

MEMORY GAME



 <p>www.PhonicsGarden.com</p>	 <p>www.PhonicsGarden.com</p>	 <p>www.PhonicsGarden.com</p>
 <p>www.PhonicsGarden.com</p>	 <p>www.PhonicsGarden.com</p>	 <p>www.PhonicsGarden.com</p>
 <p>www.PhonicsGarden.com</p>	<p>www.PhonicsGarden.com</p>	<p>www.PhonicsGarden.com</p>

MEMORY GAME



<p>sip</p> <p>www.PhonicsGarden.com</p>	<p>sip</p> <p>www.PhonicsGarden.com</p>	<p>socks</p> <p>www.PhonicsGarden.com</p>
<p>socks</p> <p>www.PhonicsGarden.com</p>	<p>seal</p> <p>www.PhonicsGarden.com</p>	<p>seal</p> <p>www.PhonicsGarden.com</p>
<p>sad</p> <p>www.PhonicsGarden.com</p>	<p>sad</p> <p>www.PhonicsGarden.com</p>	<p>saw</p> <p>www.PhonicsGarden.com</p>

MEMORY GAME



saw

www.PhonicsGarden.com

sun

www.PhonicsGarden.com

sun

www.PhonicsGarden.com

sap

www.PhonicsGarden.com

sap

www.PhonicsGarden.com

six

www.PhonicsGarden.com

six


www.PhonicsGarden.com

www.PhonicsGarden.com

www.PhonicsGarden.com








FLASH CARDS



 <p>sip</p> <p>www.PhonicsGarden.com</p>	 <p>sip</p> <p>www.PhonicsGarden.com</p>	 <p>socks</p> <p>www.PhonicsGarden.com</p>
 <p>socks</p> <p>www.PhonicsGarden.com</p>	 <p>seal</p> <p>www.PhonicsGarden.com</p>	 <p>seal</p> <p>www.PhonicsGarden.com</p>
 <p>sad</p> <p>www.PhonicsGarden.com</p>	 <p>sad</p> <p>www.PhonicsGarden.com</p>	 <p>saw</p> <p>www.PhonicsGarden.com</p>

FLASH CARDS



 <p>saw</p> <p>www.PhonicsGarden.com</p>	 <p>sun</p> <p>www.PhonicsGarden.com</p>	 <p>sun</p> <p>www.PhonicsGarden.com</p>
 <p>sap</p> <p>www.PhonicsGarden.com</p>	 <p>sap</p> <p>www.PhonicsGarden.com</p>	 <p>six</p> <p>www.PhonicsGarden.com</p>
 <p>six</p> <p>www.PhonicsGarden.com</p>	<p>www.PhonicsGarden.com</p>	<p>www.PhonicsGarden.com</p>