


Spin and Spell

Spin the spinner. Spell and write the **ame** word.



fame	name	lame	fame	same	game
_____	_____	_____	_____	_____	_____
_____	_____	_____	_____	_____	_____
_____	_____	_____	_____	_____	_____
_____	_____	_____	_____	_____	_____
_____	_____	_____	_____	_____	_____
_____	_____	_____	_____	_____	_____
_____	_____	_____	_____	_____	_____
_____	_____	_____	_____	_____	_____

Which **ame** word did you spin on and write the most? Write it again here!

Spin a picture. Read the word.
Write the word in the matching letter boxes.
Place a check mark next to the word after it is written.

fame


game

name

same

tame

lame



Hint: Use a paperclip as your spinner.

S				
---	--	--	--	--

--	--	--	--

--	--	--	--

--	--	--	--


--	--	--	--

--	--	--	--

Spin and Build

Hint: Use a paperclip as your spinner.

ame



Spin a picture.
Cut and paste the letters to build the matching words.



--	--	--



--	--	--



--	--	--



--	--	--



--	--	--



--	--	--

Write your words on the lines.

_____	_____	_____
_____	_____	_____
_____	_____	_____
_____	_____	_____

fame

name

lame

tame

same

game


a	a	a	a	a	a	me	me	me
me	me	me	f	l	g	t	s	n



Spin, Color, and Win!

Each player takes a turn to spin a picture and color the matching word.
 First player to color all words wins the game.

Set One



ame

player 1

player 2

fame	same	tame
name	fame	lame
name	same	name
fame	tame	same
game	lame	name

game	name	game
fame	same	lame
lame	tame	name
game	name	same
fame	fame	game


Set Two

Spin, Color, and Win!

Each player takes a turn to spin a picture and color the matching word.
 First player to color all words wins the game.



ame



player 1

player 2

lame	game	flame
frame	flame	game
tame	fame	frame
frame	flame	game
game	lame	flame

lame	game	flame
game	tame	frame
frame	game	flame
lame	game	tame
tame	flame	game


Make Your Own: #1

Spin, Color, and Win!

Each player takes a turn to spin a picture and color the matching word.
First player to color all words wins the game.



player 1



player 2





fame



game



Bob

name



same




tame



lame

frame



flame



f ame



www.PhonicsGarden.com

n ame




www.PhonicsGarden.com

s ame



www.PhonicsGarden.com

s ame



www.PhonicsGarden.com

t ame




www.PhonicsGarden.com

l ame




www.PhonicsGarden.com

f lame



www.PhonicsGarden.com

fr ame



www.PhonicsGarden.com

Draw and write your own word puzzles on this page.



Blank word puzzle grid with a dashed outline and a zigzag cut line. The URL www.PhonicsGarden.com is printed in the bottom right corner.



Word puzzle grid with a dashed outline and a zigzag cut line. The word "Sample" is written across the grid in large, colorful, 3D-style letters: 'S' (pink), 'a' (orange), 'm' (blue), 'p' (green), 'l' (purple), and 'e' (yellow). The URL www.PhonicsGarden.com is printed in the bottom right corner.

Word puzzle grid with a dashed outline and a zigzag cut line. The word "Sample" is written across the grid in large, colorful, 3D-style letters: 'S' (pink), 'a' (orange), 'm' (blue), 'p' (green), 'l' (purple), and 'e' (yellow). The URL www.PhonicsGarden.com is printed in the bottom right corner.

Blank word puzzle grid with a dashed outline and a zigzag cut line. The URL www.PhonicsGarden.com is printed in the bottom right corner.

Draw and write your own word puzzles on this page.



A large rectangular area with a dashed border, divided into two vertical sections. The left section contains a dashed outline of a word puzzle. The right section contains a dashed outline of a word puzzle and the text www.PhonicsGarden.com.

A large rectangular area with a dashed border, divided into two vertical sections. The left section contains a dashed outline of a word puzzle. The right section contains a dashed outline of a word puzzle and the text www.PhonicsGarden.com. A large, colorful word puzzle "Sample" is overlaid across the middle of this section, with each letter in a different colored circle: 'S' (pink), 'a' (orange), 'm' (blue), 'p' (green), 'l' (purple), 'e' (yellow).

A large rectangular area with a dashed border, divided into two vertical sections. The left section contains a dashed outline of a word puzzle. The right section contains a dashed outline of a word puzzle and the text www.PhonicsGarden.com. A large, colorful word puzzle "Sample" is overlaid across the middle of this section, with each letter in a different colored circle: 'S' (pink), 'a' (orange), 'm' (blue), 'p' (green), 'l' (purple), 'e' (yellow).

A large rectangular area with a dashed border, divided into two vertical sections. The left section contains a dashed outline of a word puzzle. The right section contains a dashed outline of a word puzzle and the text www.PhonicsGarden.com.

Add the missing letters.

Write the words on
the lines below.

word family
Word Spelling



__ ame



__ ame

__ __ ame



__ ame



Bob

__ ame



__ ame



__ __ ame



__ ame

1. ame

5.

2.

6.

3.

7.

4.

8.

Choose one or two words from above and make a great sentence below.

Add the missing letters.
Write the words on
the lines below.

Word Family
Word Spelling

g _ _ _

l _ _ _

fr _ _ _

fl _ _ _

f _ _ _

n _ _ _

s _ _ _

1. same

2. _____

3. _____

4. _____

5. _____

6. _____

7. _____

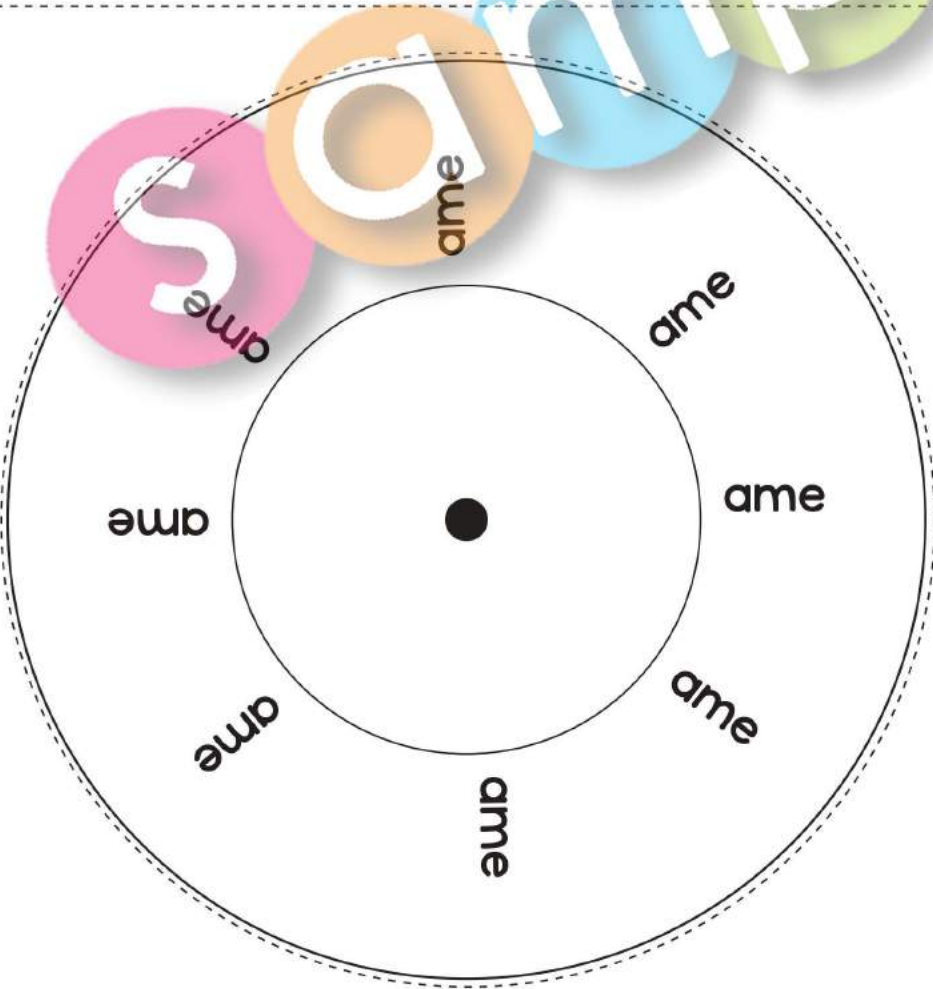
8. _____

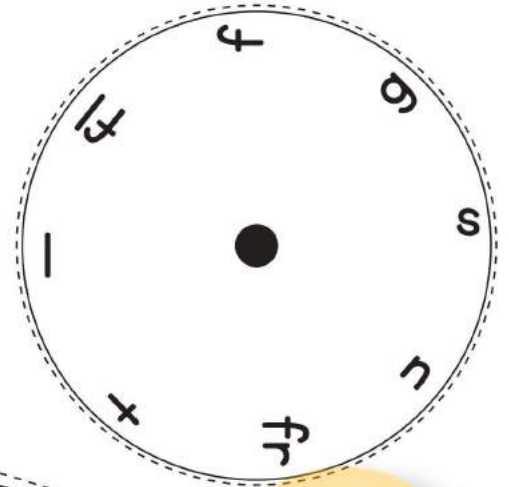
Choose one or two words from above and make a great sentence below.

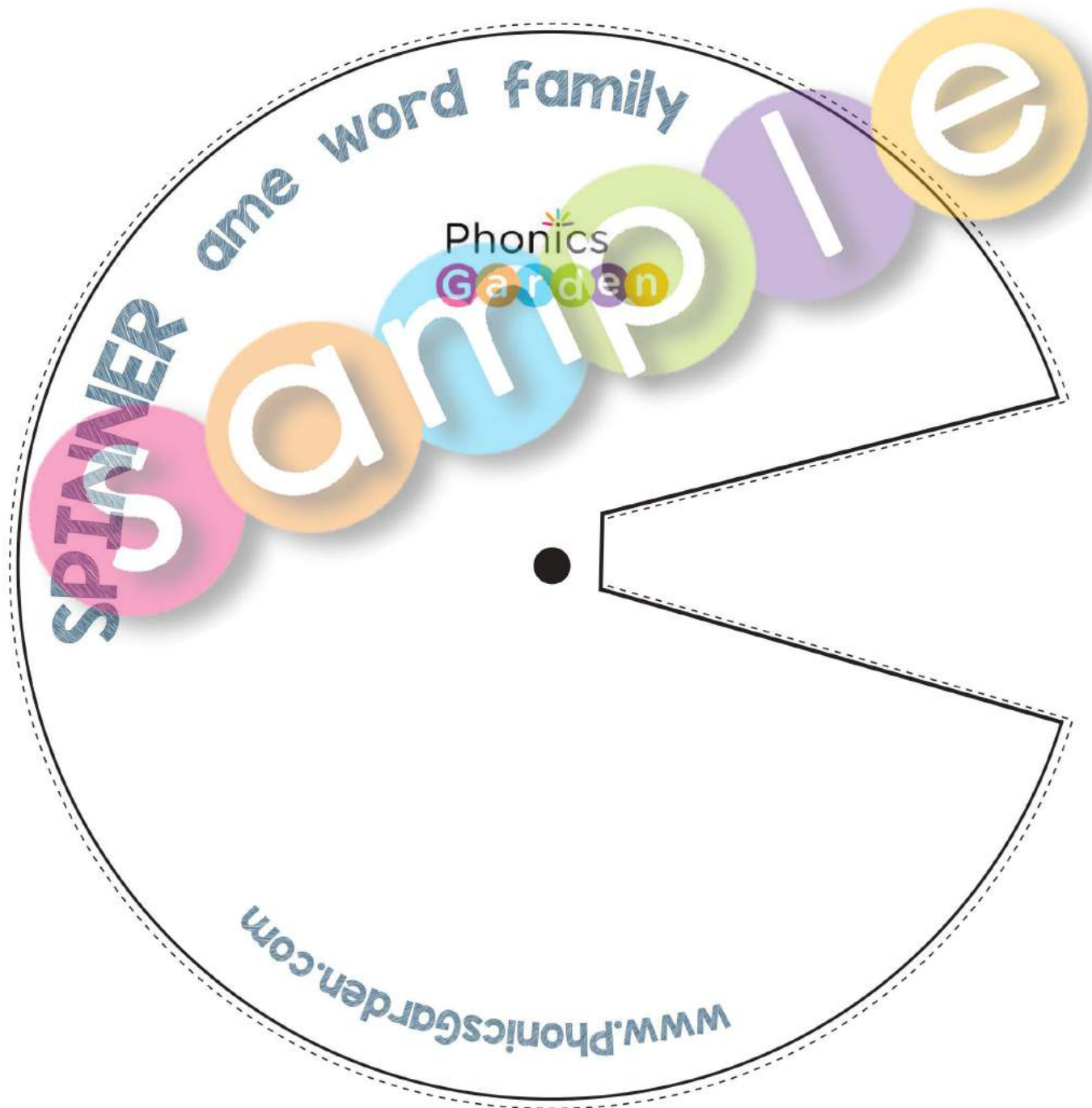
After you have finished assembling your word wheel, practice writing each word as you spin the wheel. Spin, read, and write your new words!

Write each word on your word-wheel 2 times each.

<hr/> <hr/> <hr/> <hr/> <hr/> <hr/> <hr/> <hr/>	<hr/> <hr/> <hr/> <hr/> <hr/> <hr/> <hr/> <hr/>	<hr/> <hr/> <hr/> <hr/> <hr/> <hr/> <hr/> <hr/>	<hr/> <hr/> <hr/> <hr/> <hr/> <hr/> <hr/> <hr/>
<hr/> <hr/> <hr/> <hr/> <hr/> <hr/> <hr/> <hr/>	<hr/> <hr/> <hr/> <hr/> <hr/> <hr/> <hr/> <hr/>	<hr/> <hr/> <hr/> <hr/> <hr/> <hr/> <hr/> <hr/>	<hr/> <hr/> <hr/> <hr/> <hr/> <hr/> <hr/> <hr/>









SPINNER

www.PhonicsGarden.com

ame word family



name

Bob


fame

game

same

ame

ame



~ame Words

Step 1: Print the word wheel on card stock paper for best results.

Step 2: Attach the front to the back with a brass paper fastener, paperclip, or another fastening object.

Step 3: Have your students spin the wheel to make and read the words.

www.PhonicsGarden.com

ame

Word Family Word Wheel



Name: _____



ame



Word Wheel

This Word Wheel will help your students practice reading.
Moving the wheel will match the word with the picture clue.

game

name

fame

game

lame

same

game

BOTTOM

ame

Word Family Word Wheel

Name: _____

www.PhonicsGarden.com

TOP

Instructions

1. Copy on to the white card stock
2. Cut out the two shapes on the dotted lines.
3. Place TOP wheel on the TOP of the BOTTOM wheel.
4. Insert split pin in the center.
5. Have students spin and read.

Cut out the words and pictures. Paste them down where they belong matching each word and picture.

ame

ank

fame

name

bank

sank



Bob



tame

game

tank

thank



Connect the /ame/ word family words with the **ame**.

Connect the words that are NOT part of the /ame/ word family with the **X**.

Practice writing your /ame/ words.

_____	_____	_____
_____	_____	_____
_____	_____	_____
_____	_____	_____





What
is in the

ame house?

ame


set 1



When you are done cutting and pasting your words, finish the sentence below. Add a full-stop period.

A _____, _____, and
_____ are in the house

Write the missing letters below. Cut out the boxes and glue the top flap onto the matching picture. ✂



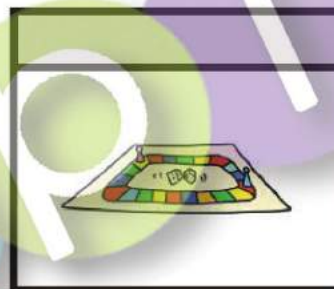




What
is in the

ame

set 2



ame house?



When you are done cutting and pasting your words, finish the sentence below. Add a full-stop period.

A _____, _____, _____ and
_____, _____ are in the house


Write the missing letters below. Cut out the boxes and glue the top flap onto the matching picture. ✂




Cut out each of the puzzle pieces and glue them where they belong.

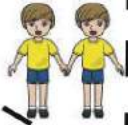
fame	glue piece here	name	glue piece here
same	glue piece here	lame	glue piece here
game	glue piece here	tame	glue piece here
frame	glue piece here	flame	glue piece here
ame	glue piece here	_ame	glue piece here


Scissors icon








Scissors icon













Scissors icon

 Bob

Color the word box that goes with the picture.


Write the words below.

1




tame	lame
------	------

2




game	lame
------	------

3




game	flame
------	-------

4



flame	same
-------	------

5




same	frame
------	-------

6




fame	tame
------	------

7



fame	frame
------	-------

8



flame	name
-------	------

1

2

3

4






5

6

7

8

Write the letters in the correct order to make the word that matches the picture.

1 	a n me	n a me
2 	a me s	
3 	fl me a	e
4 	a me fr	
5 	l me a	
6 	me a t	
7 	f me a	
8 	a g me	



Write the letters in the correct order to make the word that matches the picture.

1		f me a	f	a	me
2		a g me			
3		l me a			
4		me a t			
5		fl me a			
6		a me fr			
7	 Bob	a n me			
8		a me s			

UNSCRAMBLE the LETTERS Write the missing letter in the circle.
Write the letters in the correct order to make the word that matches the picture.

1		<div style="display: flex; justify-content: space-around;"> <div style="border: 1px solid black; border-radius: 50%; width: 60px; height: 60px; display: flex; align-items: center; justify-content: center;">s</div> <div style="border: 1px solid black; border-radius: 50%; width: 60px; height: 60px; display: flex; align-items: center; justify-content: center;">me</div> <div style="border: 1px solid black; border-radius: 50%; width: 60px; height: 60px; display: flex; align-items: center; justify-content: center;">a</div> </div> <div style="display: flex; justify-content: space-around; margin-top: 10px;"> <div style="border: 1px solid black; width: 60px; height: 60px; display: flex; align-items: center; justify-content: center;">s</div> <div style="border: 1px solid black; width: 60px; height: 60px; display: flex; align-items: center; justify-content: center;">a</div> <div style="border: 1px solid black; width: 60px; height: 60px; display: flex; align-items: center; justify-content: center;">me</div> </div>
2		<div style="display: flex; justify-content: space-around;"> <div style="border: 1px solid black; border-radius: 50%; width: 60px; height: 60px; display: flex; align-items: center; justify-content: center;">fl</div> <div style="border: 1px solid black; border-radius: 50%; width: 60px; height: 60px;"></div> <div style="border: 1px solid black; border-radius: 50%; width: 60px; height: 60px; display: flex; align-items: center; justify-content: center;">a</div> </div> <div style="display: flex; justify-content: space-around; margin-top: 10px;"> <div style="border: 1px solid black; width: 60px; height: 60px;"></div> <div style="border: 1px solid black; width: 60px; height: 60px;"></div> <div style="border: 1px solid black; width: 60px; height: 60px;"></div> </div>
3		<div style="display: flex; justify-content: space-around;"> <div style="border: 1px solid black; border-radius: 50%; width: 60px; height: 60px; display: flex; align-items: center; justify-content: center;">a</div> <div style="border: 1px solid black; border-radius: 50%; width: 60px; height: 60px; display: flex; align-items: center; justify-content: center;">me</div> <div style="border: 1px solid black; border-radius: 50%; width: 60px; height: 60px;"></div> </div> <div style="display: flex; justify-content: space-around; margin-top: 10px;"> <div style="border: 1px solid black; width: 60px; height: 60px;"></div> <div style="border: 1px solid black; width: 60px; height: 60px; display: flex; align-items: center; justify-content: center; font-size: 2em;">e</div> <div style="border: 1px solid black; width: 60px; height: 60px;"></div> </div>
4	 Bob	<div style="display: flex; justify-content: space-around;"> <div style="border: 1px solid black; border-radius: 50%; width: 60px; height: 60px;"></div> <div style="border: 1px solid black; border-radius: 50%; width: 60px; height: 60px; display: flex; align-items: center; justify-content: center;">n</div> <div style="border: 1px solid black; border-radius: 50%; width: 60px; height: 60px; display: flex; align-items: center; justify-content: center;">me</div> </div> <div style="display: flex; justify-content: space-around; margin-top: 10px;"> <div style="border: 1px solid black; width: 60px; height: 60px;"></div> <div style="border: 1px solid black; width: 60px; height: 60px;"></div> <div style="border: 1px solid black; width: 60px; height: 60px;"></div> </div>
5		<div style="display: flex; justify-content: space-around;"> <div style="border: 1px solid black; border-radius: 50%; width: 60px; height: 60px; display: flex; align-items: center; justify-content: center;">f</div> <div style="border: 1px solid black; border-radius: 50%; width: 60px; height: 60px;"></div> <div style="border: 1px solid black; border-radius: 50%; width: 60px; height: 60px; display: flex; align-items: center; justify-content: center;">a</div> </div> <div style="display: flex; justify-content: space-around; margin-top: 10px;"> <div style="border: 1px solid black; width: 60px; height: 60px;"></div> <div style="border: 1px solid black; width: 60px; height: 60px;"></div> <div style="border: 1px solid black; width: 60px; height: 60px;"></div> </div>
6		<div style="display: flex; justify-content: space-around;"> <div style="border: 1px solid black; border-radius: 50%; width: 60px; height: 60px; display: flex; align-items: center; justify-content: center;">a</div> <div style="border: 1px solid black; border-radius: 50%; width: 60px; height: 60px;"></div> <div style="border: 1px solid black; border-radius: 50%; width: 60px; height: 60px; display: flex; align-items: center; justify-content: center;">me</div> </div> <div style="display: flex; justify-content: space-around; margin-top: 10px;"> <div style="border: 1px solid black; width: 60px; height: 60px;"></div> <div style="border: 1px solid black; width: 60px; height: 60px;"></div> <div style="border: 1px solid black; width: 60px; height: 60px;"></div> </div>
7		<div style="display: flex; justify-content: space-around;"> <div style="border: 1px solid black; border-radius: 50%; width: 60px; height: 60px; display: flex; align-items: center; justify-content: center;">l</div> <div style="border: 1px solid black; border-radius: 50%; width: 60px; height: 60px; display: flex; align-items: center; justify-content: center;">me</div> <div style="border: 1px solid black; border-radius: 50%; width: 60px; height: 60px;"></div> </div> <div style="display: flex; justify-content: space-around; margin-top: 10px;"> <div style="border: 1px solid black; width: 60px; height: 60px;"></div> <div style="border: 1px solid black; width: 60px; height: 60px;"></div> <div style="border: 1px solid black; width: 60px; height: 60px;"></div> </div>
8		<div style="display: flex; justify-content: space-around;"> <div style="border: 1px solid black; border-radius: 50%; width: 60px; height: 60px; display: flex; align-items: center; justify-content: center;">me</div> <div style="border: 1px solid black; border-radius: 50%; width: 60px; height: 60px; display: flex; align-items: center; justify-content: center;">a</div> <div style="border: 1px solid black; border-radius: 50%; width: 60px; height: 60px;"></div> </div> <div style="display: flex; justify-content: space-around; margin-top: 10px;"> <div style="border: 1px solid black; width: 60px; height: 60px;"></div> <div style="border: 1px solid black; width: 60px; height: 60px;"></div> <div style="border: 1px solid black; width: 60px; height: 60px;"></div> </div>

Read and Write! Write the missing letter in the circle.
Write the letters in the correct order to make the word that matches the picture.


1		<input type="text"/>	a	me	_____
2		f	<input type="text"/>	me	_____
3		t	<input type="text"/>	me	_____
4		l	a	<input type="text"/>	_____
5		<input type="text"/>	a	me	_____
6		s	<input type="text"/>	me	_____
7		g	a	<input type="text"/>	_____
8		<input type="text"/>	a	me	_____

Say it! Build it! Write! Color the letters that spell the picture's name. Write the word on the line.

fame name game lame same tame frame flame



t	f	b	a	e	m	e	m	s	t
---	---	---	---	---	---	---	---	---	---



f	l	v	l	a	n	a	i	m	e	m	p
---	---	---	---	---	---	---	---	---	---	---	---



Bob

n	t	s	o	o	f	a	m	e	f
---	---	---	---	---	---	---	---	---	---




j	g	k	a	o	m	e	r	g
---	---	---	---	---	---	---	---	---



f	r	p	l	n	i	n	a	s	m	e	s
---	---	---	---	---	---	---	---	---	---	---	---



r	l	q	n	a	m	e	o	k
---	---	---	---	---	---	---	---	---



v	s	n	a	s	m	e	t	r	h
---	---	---	---	---	---	---	---	---	---



h	s	n	k	t	s	a	m	e	n
---	---	---	---	---	---	---	---	---	---

Say it! Build it! Write! Color the letters that spell the picture's name. Write the word on the line.

fame name game lame same tame frame flame



h	th	k	t	s	a	me	n
---	----	---	---	---	---	----	---



v	s	an	a	s	me	r	h
---	---	----	---	---	----	---	---



r	l	q	ng	a	me	h	k
---	---	---	----	---	----	---	---



j	g	k	a	o	me	oi	g
---	---	---	---	---	----	----	---



t	f	oa	a	e	me	m	r
---	---	----	---	---	----	---	---



fl	v	cl	a	n	i	me	m
----	---	----	---	---	---	----	---



fr	p	h	n	a	st	me	s
----	---	---	---	---	----	----	---



n	t	nd	d	f	a	me	nt
---	---	----	---	---	---	----	----

Draw a line to match the letters.

Write the words two times each.




1. f e me
n a g



2. t a b
l o me



3. n a me
n u p



4. s o me
t a s



5. g a m
h u me



6. fr a k
a a me



7. fr e me
fl a n




8. d a s
t o me

SEE - SAY - CUT - PASTE - READ

ame set 1


Cut out the letters. Glue them under the pictures to spell the words correctly.

1.




--	--	--

2.




--	--	--

3.



--	--	--

4.



--	--	--

a	a	a	a	me	me
me	me	s	g	t	l




SEE - SAY - CUT - PASTE - READ

ame set 2


Cut out the letters. Glue them under the pictures to spell the words correctly.

1.



--	--	--


2.



Bob


--	--	--

3.



--	--	--

4.



--	--	--

a	a	a	a	me	me
me	me	fr	fl	f	n



Trace

name

write

color

name

Trace

same

write

color

same

Trace

game

write

color

game

Trace

lame

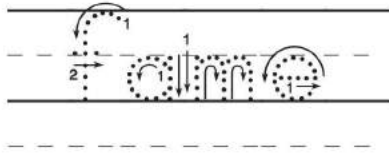
write

color

lame


Write a sentence of your own using some words from above.

Trace

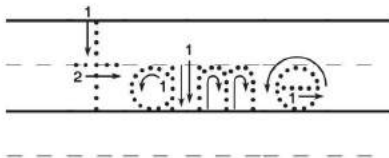


write

color



Trace



write

color



Trace

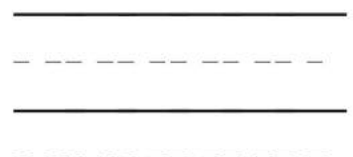
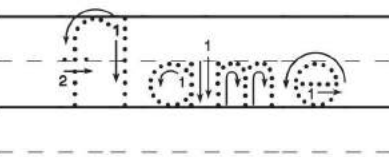


write

color



Trace



write

color



Write a sentence of your own using some words from above.


SENTENCE BUILDING



The duck has a lame leg.



Bob turned down the flame.

Cut out the words and paste them in the boxes above to make a sentence. Then, write your sentence on the line. 

lame	has	a	The	leg	duck .
flame	down	the	Bob	turned .	


SENTENCE BUILDING



She is enjoying the fame.



The frame is made of wood.

Cut out the words and paste them in the boxes above to make a sentence. Then, write your sentence on the line. 

fame	the	She	is	enjoying	.	
of	frame	The	is	wood	made	.

SENTENCE BUILDING




Bob

Bob is his name.



Twins look the same.

Cut out the words and paste them in the boxes above to make a sentence. Then, write your sentence on the line. 

name	is	Bob	his	.
same	the	look	Twins	.

SENTENCE BUILDING

We can play a board game.





A cat is a tame animal.

Cut out the words and paste them in the boxes above to make a sentence. Then, write your sentence on the line.



board	can	We	a	game	play .
a	cat	animal	A	is	tame .



Let's Read the ame Words






Directions: To assemble your flip-book reader, cut out all the boxes along the dashed-black lines. Attach the smaller boxes on top of each other by stapling them to the shaded gray area indicated. The top box has the word "Name" on it.



Bottom of Book

ame






Directions: Cut out the letters and build the words to match the pictures.

See It! Build It!





a



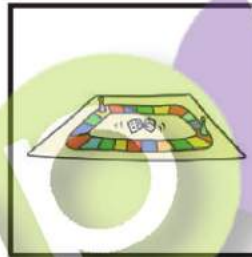
a



me



a



me



fl

a



fr

me

Directions: Draw and write two of your own /ame/ words in the boxes below.

a a a a a a me me me me me me f

—

s

g

n

t

Directions: Read the sentence and match the picture to it.

Match It!

Set 1



Bob is his name.



Twins look the same.



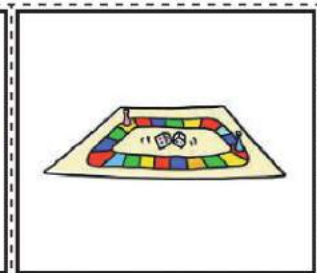



We can play a board game.



A cat is a tame animal.



Directions: Draw and write your own /ame/ word sentence.



Directions: Read the sentence and match the picture to it.

Match It!


Set 2

1



The duck has a lame leg.

2



Bob turned down the flame.

3




She is enjoying the fame.

4

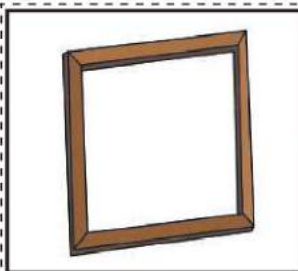



The frame is made of wood.

5



Directions: Draw and write your own /ame/ word sentence.




Directions: Read the sentence and write the missing word in the blank. Use the pictures to help you.

Set 1

FILL IT!

1 They look the _____ to me.




2 Do not let _____ go to your head.



3 The _____ man needs a stick.



4 His _____ is Bob.



5 Directions: Draw and write your own /ame/ word sentence.




fame name same lame

Set 2

Directions: Read the sentence and write the missing word in the blank. Use the pictures to help you.

FILL IT!

1 The ____ went out.



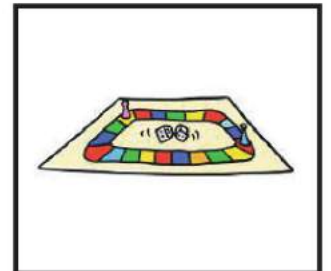
2 We must ____ up that picture.



3 It is hard to ____ a tiger.



4 The rules of the ____ are simple.



5 Directions: Draw and write your own /ame/ word sentence.



frame flame tame game

Directions: Trace the words
and draw a matching picture.

ame DRAW IT!

fame

some

nome

to

lome

rrome

some

lome

flame

to


game


nome

Directions: Look at the pictures and write the word that matches.


ame WRITE IT!

















Directions: Draw and write your own /ame/ words.










Directions: Circle the words that belong with the /ame/ word family.

CIRCLE IT!

fame



plank

name

bank

tame

sank

name

tank

frame

thank

same

flame

game

crank



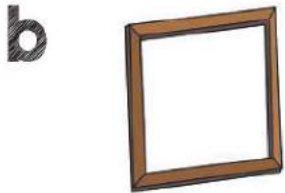
drank

fame

lame

Directions: Draw a line to connect the picture with the word it matches.

CONNECT IT



1. frame

2. name

3. fame


4. flame

5. game

6. lame

7. tame

8. same



Choose words from today's lesson. Write and draw them below.

<p>1.</p> <p>Word: _____</p> <hr/> <hr/> <hr/>	<p>2.</p> <p>Word: _____</p> <hr/> <hr/> <hr/>
<p>3.</p> <p>Word: _____</p> <hr/> <hr/> <hr/>	<p>4.</p> <p>Word: _____</p> <hr/> <hr/> <hr/>

Choose words from today's lesson. Write and draw them below.

<p>1.</p> <p>Word: _____</p> <p>_____</p> <p>_____</p>	<p>2.</p> <p>Word: _____</p> <p>_____</p> <p>_____</p>
<p>3.</p> <p>Word: _____</p> <p>_____</p> <p>_____</p>	<p>4.</p> <p>Word: _____</p> <p>_____</p> <p>_____</p>

I Can Read and Match

Trace each word, then match them to the correct picture.

game

1

a



lame

2

b



tame

3

c



flame

4

d



frame

5

e



fame

6

f



same

7

g



name

8

h



Name: _____

Date: _____

Draw and write a story using as many words from the right as you can!



fame



name



flame



frame



same



lame



game



tame

Draw and write two sentences using some of the words to the right.



fame



name



flame



frame



same



lame









game



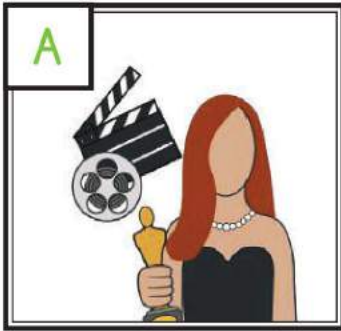
tame

Sample

Circle the correct word and write it on the line. Add a full-stop period to each sentence.



1.		fame name	My _____ is Bob
2.		name game	It is just a _____
3.		frame lame	He waked _____
4.		lame flame	_____ is hot
5.		flame tame	He is so _____
6.		tame same	It is all the _____
7.		same fame	Enjoy your _____

Match the pictures to their sentences by writing the correct letters in the box.



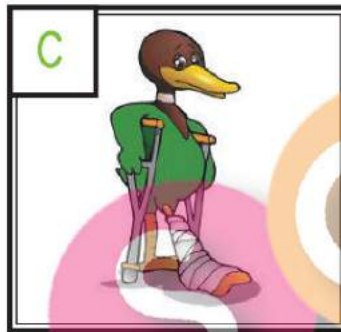
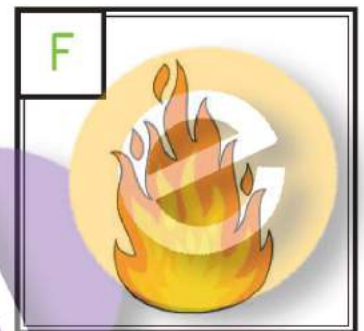
The duck has a lame leg.

Bob turned down the flame.



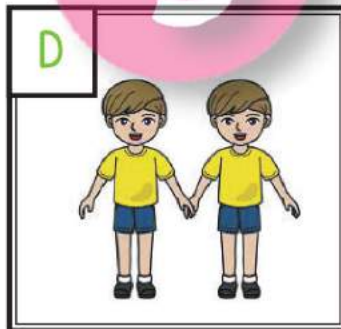
She is enjoying the fame.

The frame is made of wood.



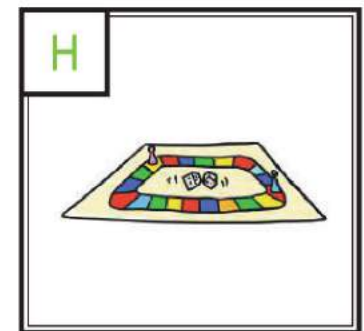
Bob is his name.

Twins look the same.



















We can play a board game.

A cat is a tame animal.



Write a great sentence of your own on the lines below.

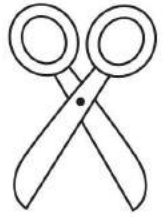
Use the word box to help you answer each question or statement below.

<p>1. Do not let ____ go to your head.</p>  <p>_____</p>	<p>2. They look the ____ to me.</p>  <p>_____</p>	<p>3. The rules of the ____ are simple.</p>  <p>_____</p>	<p>4. It is hard to ____ a tiger.</p>  <p>_____</p>
<p>5. His ____ is Bob.</p>  <p>_____</p>	<p>6. We must ____ up that picture.</p>  <p>_____</p>	<p>7. The ____ man needs a stick.</p>  <p>_____</p>	<p>8. The ____ of the candle went out.</p>  <p>_____</p>
<p>Word Box</p> <div style="display: flex; justify-content: space-around; align-items: flex-start;"> <div style="text-align: center;">  fame  name </div> <div style="text-align: center;">  same  frame </div> <div style="text-align: center;">  game  lame </div> <div style="text-align: center;">  tame  flame </div> </div>			

Use words from above and write a great sentence of your own on the lines below.

Cut and paste the words on the right in alphabet order.

Cut & Paste



flame



fame



name



game



same



tame



lame



Sample

Cut and paste the pictures. Then, write each word 2 times each.

Cut & Paste

name

name

fame

fame

tame

tame

game

game

frame

frame

same

same

lame

lame



Cut and paste the pictures. Then, write each word 2 times each.

name

name

fame

fame

tame

tame

game

game

flame

flame

same

same

lame

lame



Sort the words to make a great sentence on the lines below.

difficult.



be

e

can

Fame

s

d

m

n


i

Write a sentence of your own about the picture.

Sort the words to make a great sentence on the lines below.

frame.

picture



has

e

The

a


www.PhonicsGarden.com

Write a sentence of your own about the picture.

Sort the words to make a great sentence on the lines below.

short

He



Bob

a

has

name.

www.PhonicsGarden.com

Write a sentence of your own about the picture.

Sort the words to make a great sentence on the lines below.

The

went



out.

flame

candle

Sample

Write a sentence of your own about the picture.

Sort the words to make a great sentence on the lines below.

right

He

is



in

leg.

lame

the

Write a sentence of your own about the picture.

Sort the words to make a great sentence on the lines below.

tame

His



to

job

is

e

lions.


www.PhonicsGarden.com

Write a sentence of your own about the picture.

Sort the words to make a great sentence on the lines below.

same.

shirts



These

the

are

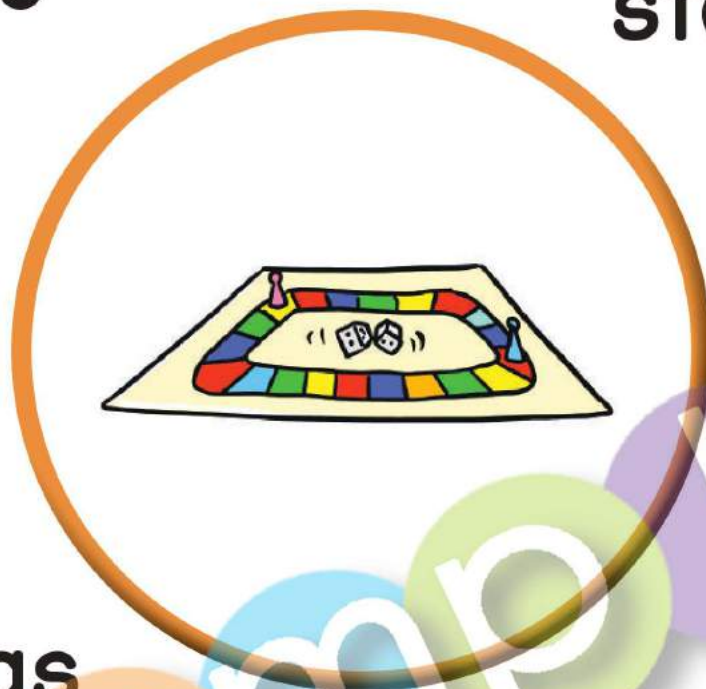
www.PhonicsGarden.com

Write a sentence of your own about the picture.

Sort the words to make a great sentence on the lines below.

The

started.



game

has


www.PhonicsGarden.com

Write a sentence of your own about the picture.

I Say, Spell, Cut and Paste

ame
Word Spelling

Say, Trace, Cut & Paste, and Spell each picture word correctly.



--	--

www.PhonicsGarden.com



--	--



--	--



--	--

Trace on the inside of the letters. Then cut them out and glue them down to spell the pictures above.

t	l	ame	ame
g	s	ame	ame



I Say, Spell, Cut and Paste

ame
Word Spelling

Say, Trace, Cut & Paste, and Spell each picture word correctly.



--	--

www.PhonicsGarden.com



--	--



Bob



--	--

--	--

Trace on the inside of the letters. Then cut them out and glue them down to spell the pictures above.

fl

f

ame

ame

fr










n

ame

ame



Look at each picture. Circle the correct word.

<p>1</p>  <p>fame tame flame</p>	<p>2</p>  <p>frame flame lame</p>	<p>3</p>  <p>lame name game</p>
<p>4</p>  <p>game flame name</p>	<p>5</p>  <p>fame lame frame</p>	<p>6</p>  <p>same flame game</p>
<p>7</p>  <p>same lame frame</p>	<p>8</p>  <p>tame lame game</p>	<p>9</p>  <p>flame frame game</p>
<p>a The _____ has _____ frame. _____ mirror</p>		

Sort the words above to make a great sentence below.

See, Say, and Spell - Word Family - ame

Write the correct letter/s to complete the words below.



___ame



___ank



___ame



___ame



___ank



___ame



___ank



___ame



___ank



___ame



___ank



___ank



___ame



___ank



___ame

See, Say, and Spell - Word Family - ame

Write the missing letters to complete the words below.

fame game same tame flame name frame lame



g _____



b _____



s _____



t _____



t _____



l _____



th _____



fl _____



cr _____



n _____



dr _____



pl _____



fr _____





s _____



f _____




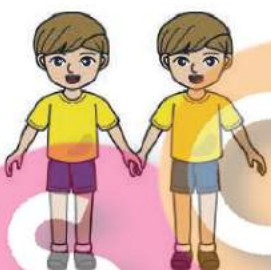



MEMORY GAME



 <p>www.PhonicsGarden.com</p>	 <p>www.PhonicsGarden.com</p>	 <p>www.PhonicsGarden.com</p>
 <p>www.PhonicsGarden.com</p>	 <p>www.PhonicsGarden.com</p>	 <p>www.PhonicsGarden.com</p>
 <p>www.PhonicsGarden.com</p>	 <p>www.PhonicsGarden.com</p>	 <p>www.PhonicsGarden.com</p>

MEMORY GAME



 <p>www.PhonicsGarden.com</p>	 <p>www.PhonicsGarden.com</p>	 <p>www.PhonicsGarden.com</p>
 <p>www.PhonicsGarden.com</p>	 <p>www.PhonicsGarden.com</p>	 <p>www.PhonicsGarden.com</p>
 <p>www.PhonicsGarden.com</p>	<p>www.PhonicsGarden.com</p>	<p>www.PhonicsGarden.com</p>

MEMORY GAME



fame

www.PhonicsGarden.com

fame

www.PhonicsGarden.com

frame

www.PhonicsGarden.com

frame

www.PhonicsGarden.com

name

www.PhonicsGarden.com

name

www.PhonicsGarden.com

flame

www.PhonicsGarden.com

flame

www.PhonicsGarden.com

lame

www.PhonicsGarden.com

MEMORY GAME



lame

www.PhonicsGarden.com

tame

www.PhonicsGarden.com

tame

www.PhonicsGarden.com

same

www.PhonicsGarden.com

same

www.PhonicsGarden.com

game

www.PhonicsGarden.com

game










www.PhonicsGarden.com

www.PhonicsGarden.com


www.PhonicsGarden.com

FLASH CARDS



 <p>fame</p> <p>www.PhonicsGarden.com</p>	 <p>fame</p> <p>www.PhonicsGarden.com</p>	 <p>frame</p> <p>www.PhonicsGarden.com</p>
 <p>frame</p> <p>www.PhonicsGarden.com</p>	 <p>Bob</p> <p>name</p> <p>www.PhonicsGarden.com</p>	 <p>Bob</p> <p>name</p> <p>www.PhonicsGarden.com</p>
 <p>flame</p> <p>www.PhonicsGarden.com</p>	 <p>flame</p> <p>www.PhonicsGarden.com</p>	 <p>lame</p> <p>www.PhonicsGarden.com</p>

FLASH CARDS



lame

www.PhonicsGarden.com



tame

www.PhonicsGarden.com



tame

www.PhonicsGarden.com




same

www.PhonicsGarden.com




same

www.PhonicsGarden.com



game

www.PhonicsGarden.com



game

www.PhonicsGarden.com

www.PhonicsGarden.com

www.PhonicsGarden.com