

Spin and Spell

Spin the spinner. Spell and write the **fr** word.




frog fresh frame freeze French friend

<p>_____</p> <p>_____</p> <p>_____</p> <p>_____</p> <p>_____</p> <p>_____</p> <p>_____</p> <p>_____</p>	<p>_____</p> <p>_____</p> <p>_____</p> <p>_____</p> <p>_____</p> <p>_____</p> <p>_____</p> <p>_____</p>
---	---

Which **fr** word did you spin on and write the most? Write it again here!

Spin a picture. Read the word.
Write the word in the matching letter boxes.
Place a check mark next to the word after it is written.

- frog
- friend
- fresh
- French
- freeze
- frame



Hint: Use a paperclip as your spinner.

	S				
--	---	--	--	--	--

--	--	--	--	--	--

--	--	--	--	--	--

fr

--	--	--	--	--


--	--	--	--	--	--

fr

--	--	--	--	--







Spin and Build

fr



Hint: Use a paperclip as your spinner.

Spin a picture.
Cut and paste the letters to build the matching words.

	<input type="text"/>	<input type="text"/>	<input type="text"/>		<input type="text"/>	<input type="text"/>	<input type="text"/>
	<input type="text"/>	<input type="text"/>	<input type="text"/>		<input type="text"/>	<input type="text"/>	<input type="text"/>
	<input type="text"/>	<input type="text"/>	<input type="text"/>		<input type="text"/>	<input type="text"/>	<input type="text"/>


Write your words on the lines.

frog fresh frame freeze French friend


o	e	a	ee	e	ie	fr	fr	fr
fr	fr	fr	ze	nch	me	sh	g	nd



Set One



Each player takes a turn to spin a picture and color the matching word.
First player to color all words wins the game.



ff

player 1

player 2

fresh	French	freeze
frog	frog	frog
fresh	French	fresh
frog	frog	French
frog	frame	fresh

friend	fresh	friend
frame	French	frame
friend	freeze	fresh
French	fresh	French
frame	freeze	friend

Spin, Color, and Win!


Set Two



ff

Spin, Color, and Win!

Each player takes a turn to spin a picture and color the matching word.
First player to color all words wins the game.



player 1

player 2

frame	friend	fruit
friend	fruit	friend
freeze	frog	frizz
frizz	frizz	frame
friend	friend	fruit

frame	frame	friend
fruit	freeze	friend
frizz	frizz	fruit
frame	friend	freeze
freeze	fruit	fruit

Make Your Own: #1

Spin, Color, and Win!

Each player takes a turn to spin a picture and color the matching word.
First player to color all words wins the game.



player 1



player 2





frog



friend

fresh




French

freeze



frame

frizz



fruit



fr esh



www.PhonicsGarden.com

fr ame



www.PhonicsGarden.com

fr eeze



www.PhonicsGarden.com

fr ench



www.PhonicsGarden.com

fr uit




www.PhonicsGarden.com

fr izz




www.PhonicsGarden.com

fr og



www.PhonicsGarden.com

fr iend



www.PhonicsGarden.com

Draw and write your own word puzzles on this page.



Blank word puzzle grid with a dashed outline and a vertical zigzag cut line. The website address www.PhonicsGarden.com is printed in the bottom right corner.



Word puzzle grid with a dashed outline and a vertical zigzag cut line. The word "Sample" is written across the grid in large, colorful, 3D-style letters: 'S' (pink), 'a' (orange), 'm' (blue), 'p' (green), 'l' (purple), and 'e' (yellow). The website address www.PhonicsGarden.com is printed in the bottom right corner.

Word puzzle grid with a dashed outline and a vertical zigzag cut line. The word "Sample" is written across the grid in large, colorful, 3D-style letters: 'S' (pink), 'a' (orange), 'm' (blue), 'p' (green), 'l' (purple), and 'e' (yellow). The website address www.PhonicsGarden.com is printed in the bottom right corner.

Blank word puzzle grid with a dashed outline and a vertical zigzag cut line. The website address www.PhonicsGarden.com is printed in the bottom right corner.

Draw and write your own word puzzles on this page.



A large rectangular area with a dashed border, divided into two vertical sections. The left section contains a dashed outline of a word puzzle. The right section contains a dashed outline of a word puzzle and the text www.PhonicsGarden.com.

A large rectangular area with a dashed border, divided into two vertical sections. The left section contains a dashed outline of a word puzzle. The right section contains a dashed outline of a word puzzle and the text www.PhonicsGarden.com. A large, colorful word puzzle "Sample" is overlaid across the middle of this section, with each letter in a different colored circle: 'S' (pink), 'a' (orange), 'm' (blue), 'p' (green), 'l' (purple), 'e' (yellow).

A large rectangular area with a dashed border, divided into two vertical sections. The left section contains a dashed outline of a word puzzle. The right section contains a dashed outline of a word puzzle and the text www.PhonicsGarden.com. A large, colorful word puzzle "Sample" is overlaid across the middle of this section, with each letter in a different colored circle: 'S' (pink), 'a' (orange), 'm' (blue), 'p' (green), 'l' (purple), 'e' (yellow).

A large rectangular area with a dashed border, divided into two vertical sections. The left section contains a dashed outline of a word puzzle. The right section contains a dashed outline of a word puzzle and the text www.PhonicsGarden.com.

Add the missing letters.

Write the words on
the lines below.

Letter Blend
Word Spelling

fr _____

fr _____

fr _____

fr _____

fr _____

fr _____

fr _____

fr _____

- 1. _____
- 2. _____
- 3. _____
- 4. _____
- 5. _____
- 6. _____
- 7. _____
- 8. _____

Choose one or two words from above and make a great sentence below.

Add the missing letters.
Write the words on
the lines below.

Letter Blend
Word Spelling



___ __ og



___ __ ench

___ __ esh



___ __ iend



___ __ eeze

___ __ izz

___ __ ame

1.  _____

5. _____

2. _____

6. _____

3. _____

7. _____

4. _____

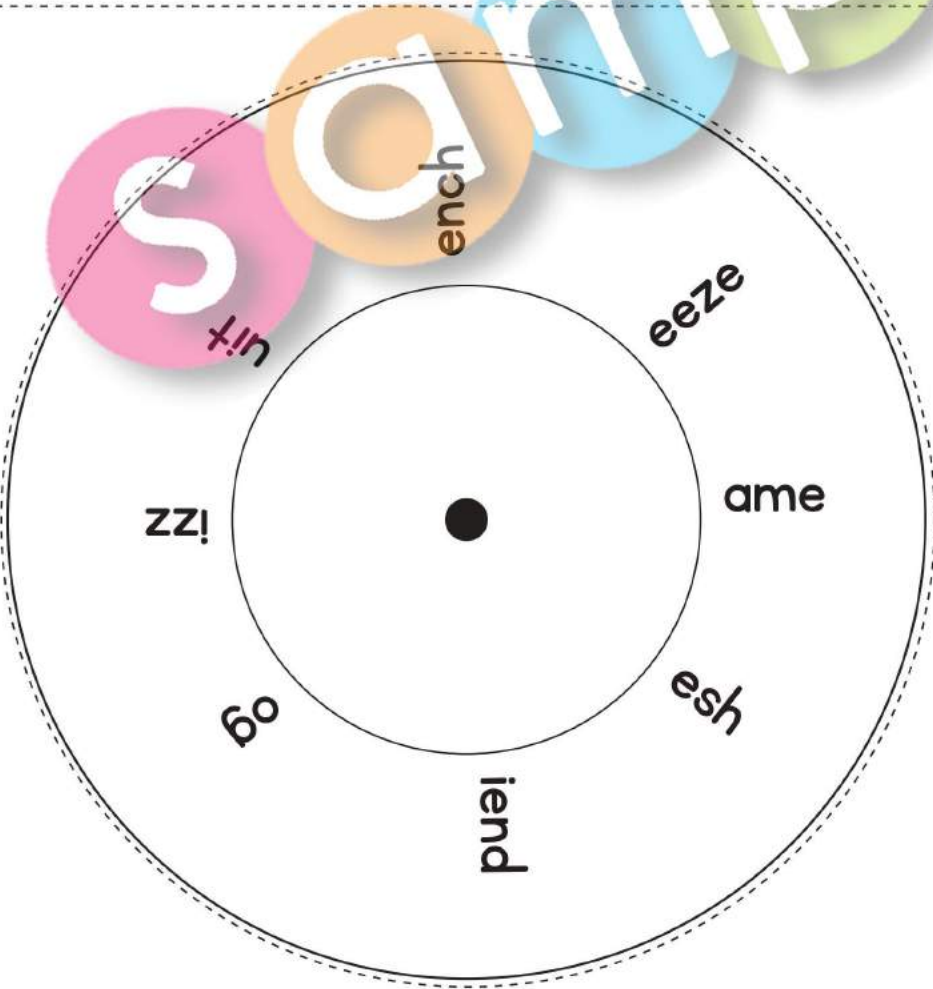
8. _____

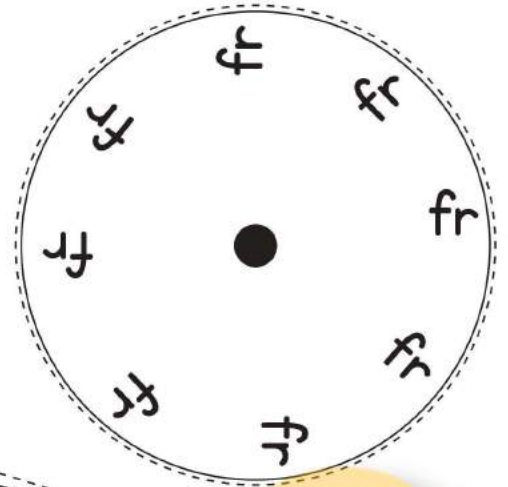
Choose one or two words from above and make a great sentence below.

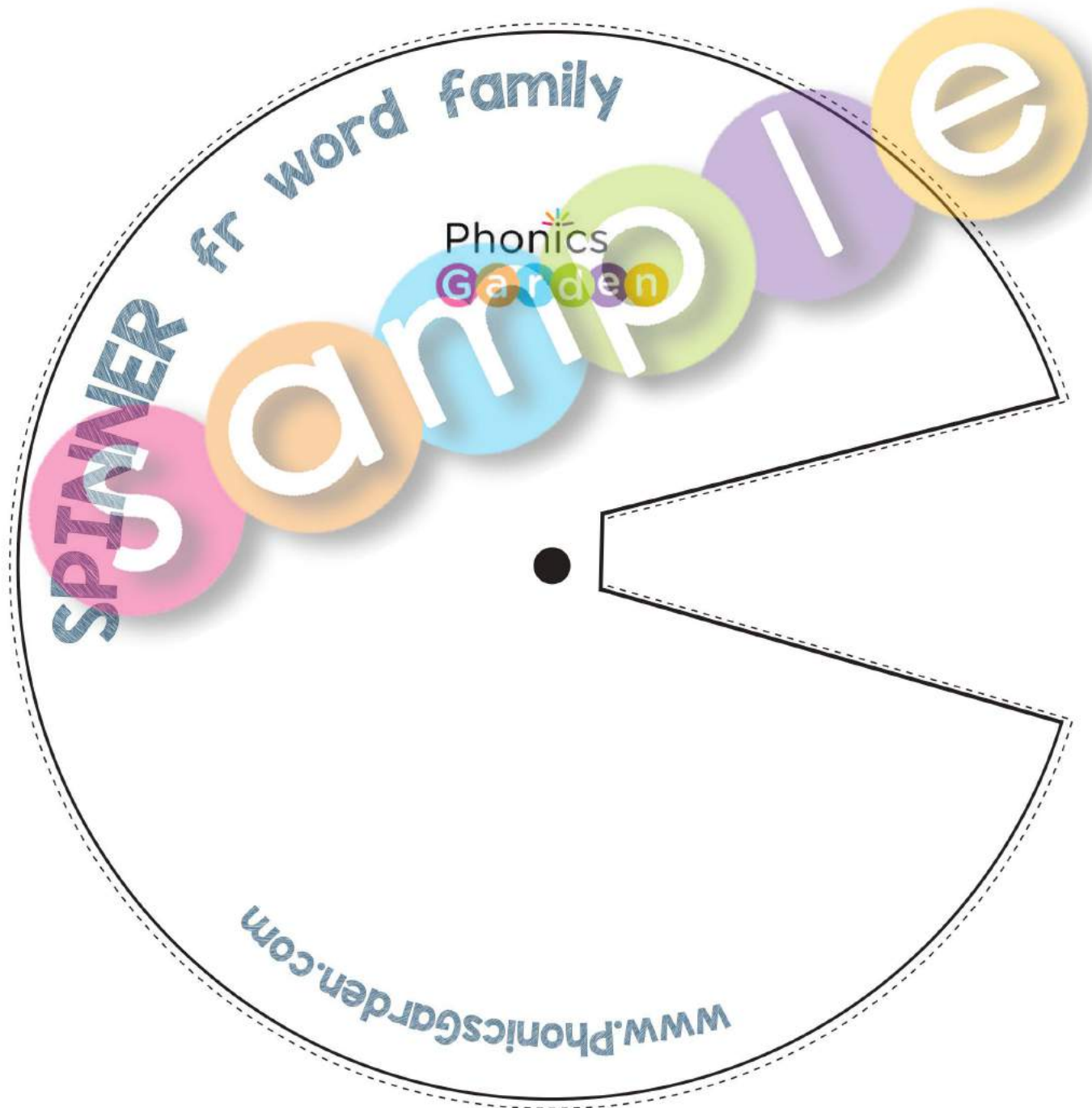
After you have finished assembling your word wheel, practice writing each word as you spin the wheel. Spin, read, and write your new words!

Write each word on your word-wheel 2 times each.

<p>_____</p> <p>-----</p> <p>_____</p> <p>_____</p> <p>-----</p> <p>_____</p>	<p>_____</p> <p>-----</p> <p>_____</p> <p>_____</p> <p>-----</p> <p>_____</p>	<p>_____</p> <p>-----</p> <p>_____</p> <p>_____</p> <p>-----</p> <p>_____</p>	<p>_____</p> <p>-----</p> <p>_____</p> <p>_____</p> <p>-----</p> <p>_____</p>
<p>_____</p> <p>-----</p> <p>_____</p> <p>_____</p> <p>-----</p> <p>_____</p>	<p>_____</p> <p>-----</p> <p>_____</p> <p>_____</p> <p>-----</p> <p>_____</p>	<p>_____</p> <p>-----</p> <p>_____</p> <p>_____</p> <p>-----</p> <p>_____</p>	<p>_____</p> <p>-----</p> <p>_____</p> <p>_____</p> <p>-----</p> <p>_____</p>








SPINNER fr word family

www.PhonicsGarden.com



freeze

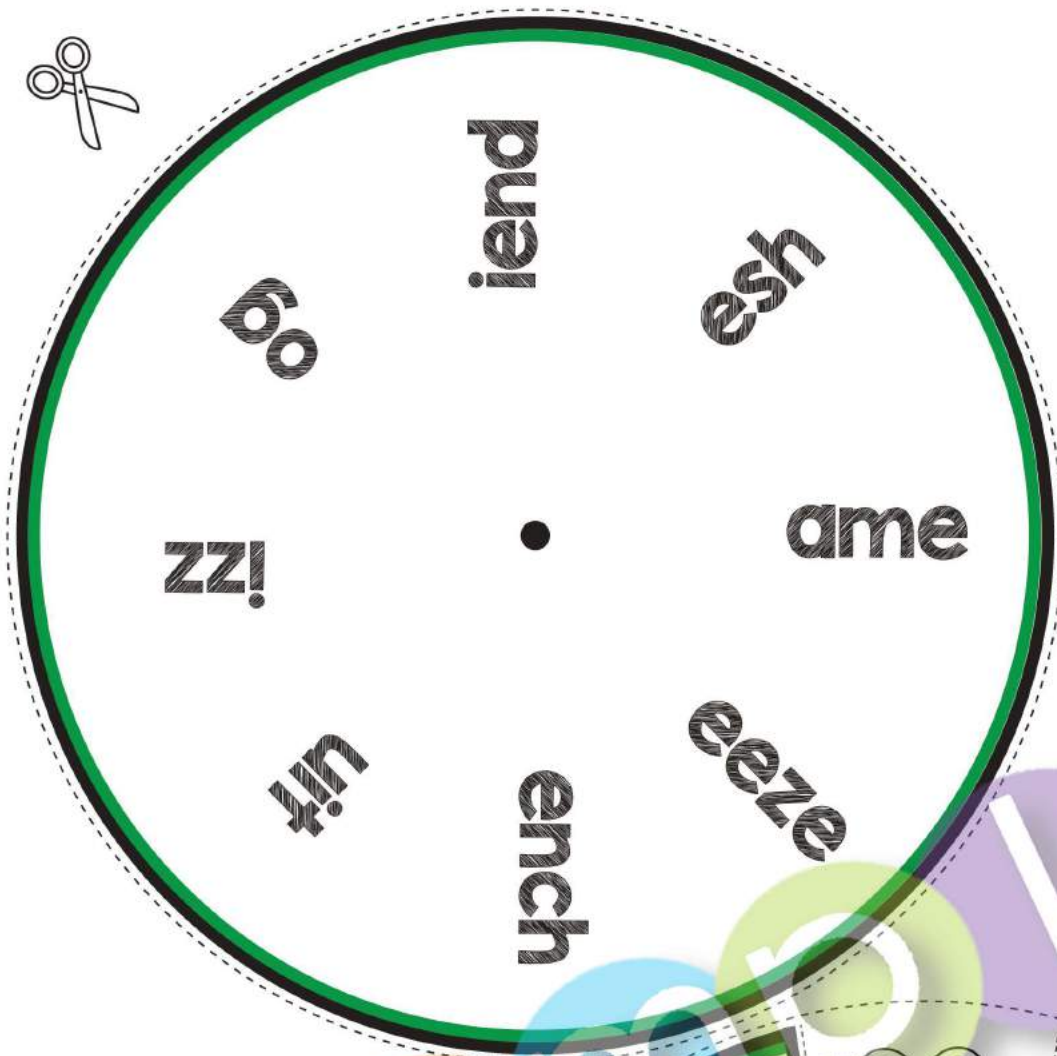
cup

French

friend

frog

fresh

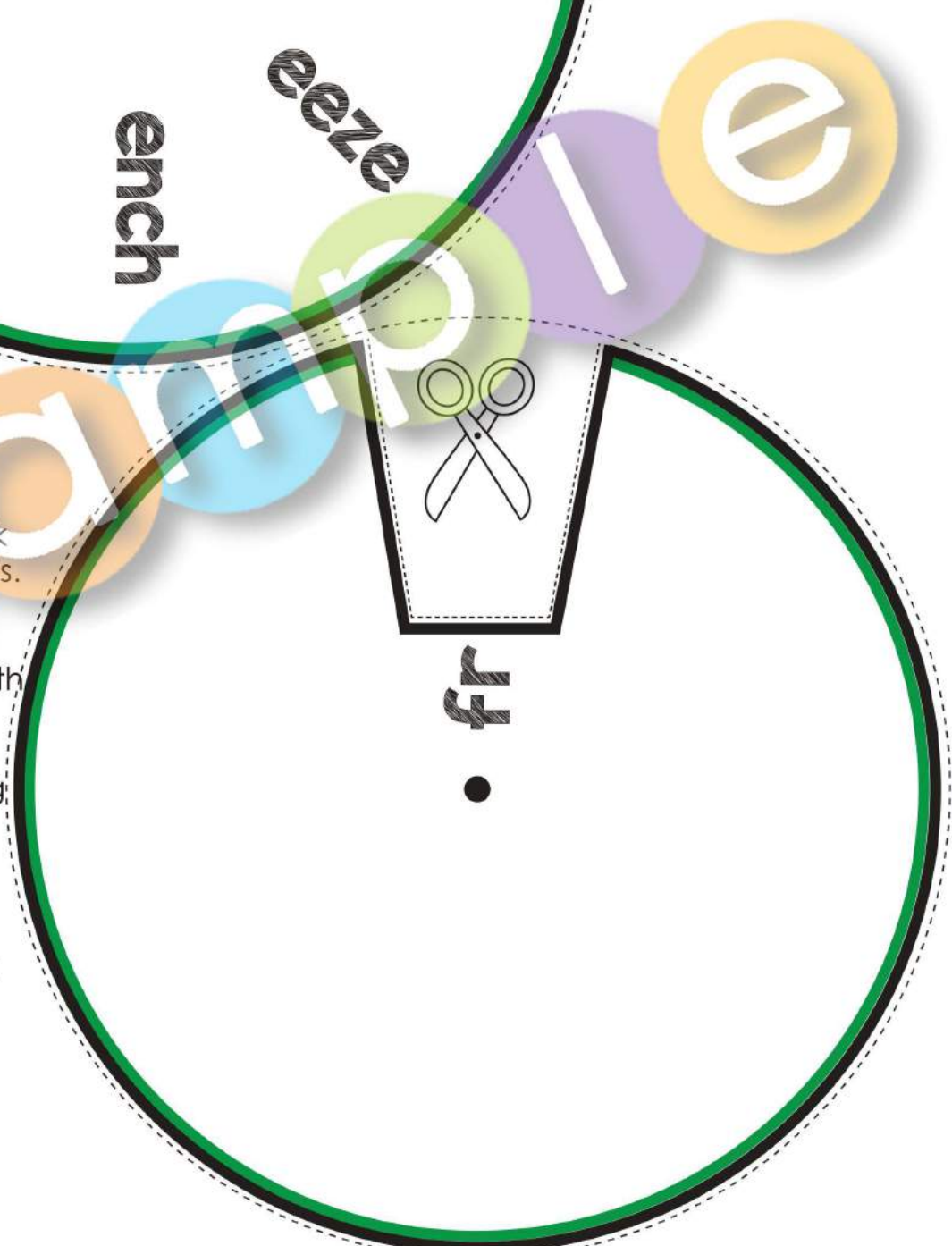


fr Words

Step 1: Print the word wheel on card stock paper for best results.

Step 2: Attach the front to the back with a brass paper fastener, paperclip, or another fastening object.

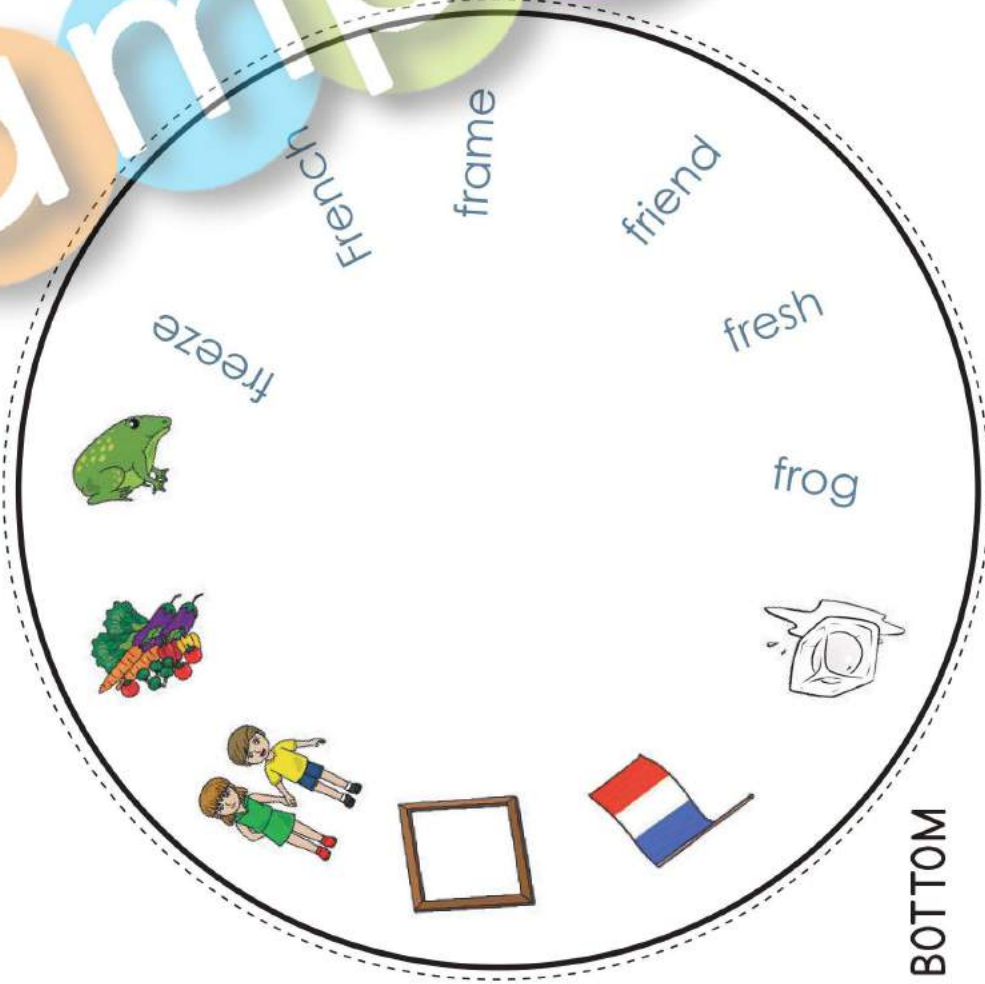
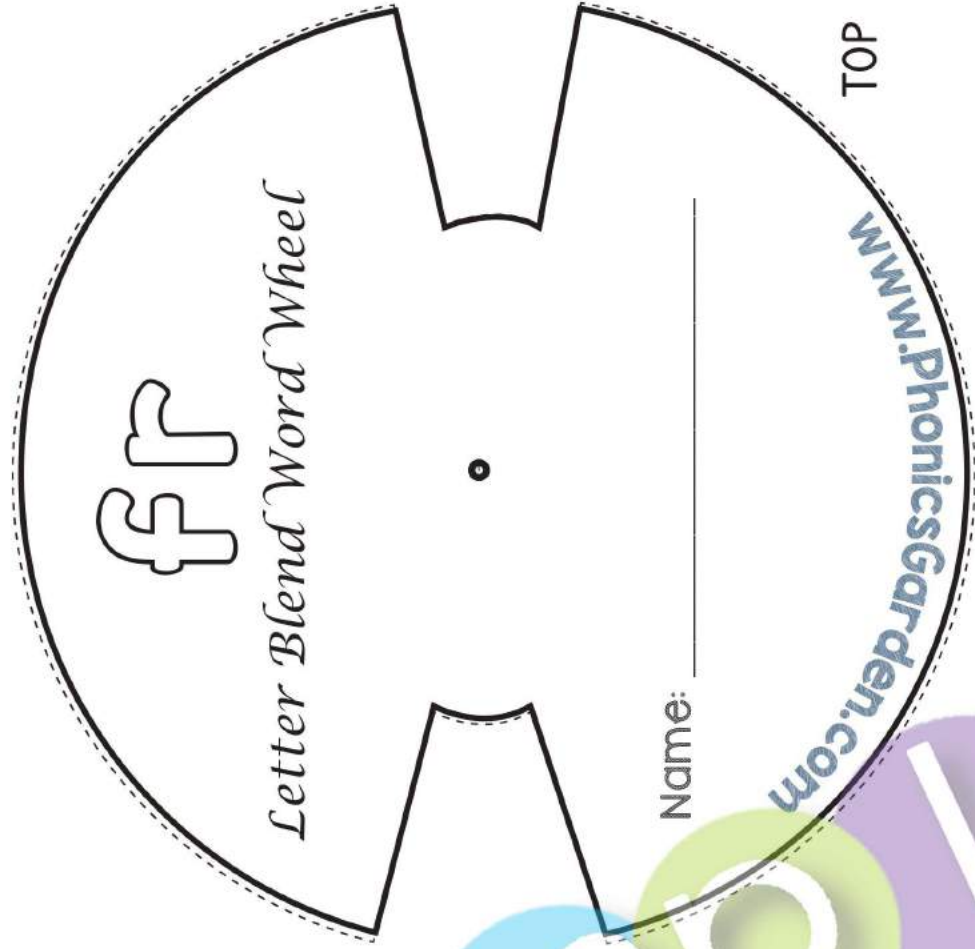
Step 3: Have your students spin the wheel to make and read the words.



Word Wheel

This Word Wheel wench help your students practice reading.

Moving the wheel wench match the word with the picture clue.



Instructions

1. Copy on to the white card stock
2. Cut out the two shapes on the dotted lines.
3. Place TOP wheel on the TOP of the BOTTOM wheel.
4. Insert split pin in the center.
5. Have students spin and read.

BOTTOM

Cut out the words and pictures. Paste them down where they belong matching each word and picture.

fr

gr

frog

fresh

growl

grub



freeze

friend


grench

grass



Connect the /fr/ Letter Blend words with the **fr**.

Connect the words that are NOT part of the /fr/ Letter Blend with the **X**.





Practice writing your /fr/ words.



What
is in the
fr house?

fr



When you are done cutting and pasting your words, finish the sentence below. Add a full-stop period.

A _____, _____, and
_____ are in the house

Write the missing letters below. Cut out the boxes and glue the top flap onto the matching picture. ✂

uit

iend




og

izz



What
is in the
fr house?

fr



When you are done cutting and pasting your words, finish the sentence below. Add a full-stop period.

A _____, _____, _____ and
_____, _____ are in the house

Write the missing letters below. Cut out the boxes and glue the top flap onto the matching picture. ✂

esh

ame

eeze

ench

Cut out each of the puzzle pieces and glue them where they belong.

frog	glue piece here	fresh	glue piece here
------	-----------------	-------	-----------------

French	glue piece here	frame	glue piece here
--------	-----------------	-------	-----------------

friend	glue piece here	freeze	glue piece here
--------	-----------------	--------	-----------------

frizz	glue piece here	fruit	glue piece here
-------	-----------------	-------	-----------------

fr _____	glue piece here	fr _____	glue piece here
----------	-----------------	----------	-----------------

Scissors icon

Empty frame

Scissors icon

French flag

Watermelon and fruit

Melting ice

Two children

Frog


Scissors icon

Vegetables


Empty frame

Color the word box that goes with the picture.


Write the words below.

1 


freeze	frame
--------	-------

2 


friend	frame
--------	-------

3 

friend	fruit
--------	-------

4 


fruit	French
-------	--------

5 


French	frizz
--------	-------

6 

frog	freeze
------	--------

7 

frog	frizz
------	-------

8 

fruit	fresh
-------	-------

1 _____

2 _____

3 _____

4 _____

5 _____

6 _____

7 _____

8 _____

Write the letters in the correct order to make the word that matches the picture.

1



e sh fr

2



a fr me

3



ee fr ze

4



i fr zz

5



t fr ui

6



fr o g

7






ie fr nd

8





e nch Fr

Write the letters in the correct order to make the word that matches the picture.

1		<div style="display: flex; justify-content: space-around; align-items: center;"> <div style="border: 1px solid black; border-radius: 50%; padding: 10px; text-align: center;">me</div> <div style="border: 1px solid black; border-radius: 50%; padding: 10px; text-align: center;">fr</div> <div style="border: 1px solid black; border-radius: 50%; padding: 10px; text-align: center;">a</div> </div> <div style="border-top: 1px solid black; border-bottom: 1px dashed black; height: 20px; width: 100%;"></div> <div style="border-top: 1px solid black; height: 20px; width: 100%;"></div>
2		<div style="display: flex; justify-content: space-around; align-items: center;"> <div style="border: 1px solid black; border-radius: 50%; padding: 10px; text-align: center;">e</div> <div style="border: 1px solid black; border-radius: 50%; padding: 10px; text-align: center;">sh</div> <div style="border: 1px solid black; border-radius: 50%; padding: 10px; text-align: center;">fr</div> </div> <div style="border-top: 1px solid black; border-bottom: 1px dashed black; height: 20px; width: 100%;"></div> <div style="border-top: 1px solid black; height: 20px; width: 100%;"></div>
3		<div style="display: flex; justify-content: space-around; align-items: center;"> <div style="border: 1px solid black; border-radius: 50%; padding: 10px; text-align: center;">i</div> <div style="border: 1px solid black; border-radius: 50%; padding: 10px; text-align: center;">fr</div> <div style="border: 1px solid black; border-radius: 50%; padding: 10px; text-align: center;">zz</div> </div> <div style="border-top: 1px solid black; border-bottom: 1px dashed black; height: 20px; width: 100%;"></div> <div style="border-top: 1px solid black; height: 20px; width: 100%;"></div>
4		<div style="display: flex; justify-content: space-around; align-items: center;"> <div style="border: 1px solid black; border-radius: 50%; padding: 10px; text-align: center;">fr</div> <div style="border: 1px solid black; border-radius: 50%; padding: 10px; text-align: center;">ie</div> <div style="border: 1px solid black; border-radius: 50%; padding: 10px; text-align: center;">nd</div> </div> <div style="border-top: 1px solid black; border-bottom: 1px dashed black; height: 20px; width: 100%;"></div> <div style="border-top: 1px solid black; height: 20px; width: 100%;"></div>
5		<div style="display: flex; justify-content: space-around; align-items: center;"> <div style="border: 1px solid black; border-radius: 50%; padding: 10px; text-align: center;">fr</div> <div style="border: 1px solid black; border-radius: 50%; padding: 10px; text-align: center;">g</div> <div style="border: 1px solid black; border-radius: 50%; padding: 10px; text-align: center;">o</div> </div> <div style="border-top: 1px solid black; border-bottom: 1px dashed black; height: 20px; width: 100%;"></div> <div style="border-top: 1px solid black; height: 20px; width: 100%;"></div>
6		<div style="display: flex; justify-content: space-around; align-items: center;"> <div style="border: 1px solid black; border-radius: 50%; padding: 10px; text-align: center;">ui</div> <div style="border: 1px solid black; border-radius: 50%; padding: 10px; text-align: center;">fr</div> <div style="border: 1px solid black; border-radius: 50%; padding: 10px; text-align: center;">t</div> </div> <div style="border-top: 1px solid black; border-bottom: 1px dashed black; height: 20px; width: 100%;"></div> <div style="border-top: 1px solid black; height: 20px; width: 100%;"></div>
7		<div style="display: flex; justify-content: space-around; align-items: center;"> <div style="border: 1px solid black; border-radius: 50%; padding: 10px; text-align: center;">nch</div> <div style="border: 1px solid black; border-radius: 50%; padding: 10px; text-align: center;">e</div> <div style="border: 1px solid black; border-radius: 50%; padding: 10px; text-align: center;">Fr</div> </div> <div style="border-top: 1px solid black; border-bottom: 1px dashed black; height: 20px; width: 100%;"></div> <div style="border-top: 1px solid black; height: 20px; width: 100%;"></div>
8		<div style="display: flex; justify-content: space-around; align-items: center;"> <div style="border: 1px solid black; border-radius: 50%; padding: 10px; text-align: center;">ze</div> <div style="border: 1px solid black; border-radius: 50%; padding: 10px; text-align: center;">fr</div> <div style="border: 1px solid black; border-radius: 50%; padding: 10px; text-align: center;">ee</div> </div> <div style="border-top: 1px solid black; border-bottom: 1px dashed black; height: 20px; width: 100%;"></div> <div style="border-top: 1px solid black; height: 20px; width: 100%;"></div>

UNSCRAMBLE the LETTERS Write the missing letter in the circle.
Write the letters in the correct order to make the word that matches the picture.


1  nd fr ie _____


2  fr o _____


3  i fr e _____

4  t fr _____









5  Fr nch _____

6  ze fr _____

7  a fr _____

8  fr sh _____

Read and Write! Write the missing letter in the circle.
Write the letters in the correct order to make the word that matches the picture.

1		<input type="text"/>	e	sh	_____
2		fr	<input type="text"/>	me	_____
3		fr	<input type="text"/>	ze	_____
4		Fr	e	<input type="text"/>	_____
5		<input type="text"/>	ui	t	_____
6		fr	<input type="text"/>	zz	_____
7		fr	o	<input type="text"/>	_____
8		<input type="text"/>	ie	nd	_____


Write the missing letter.



fr sh



fr a




ee ze




 e nch



fr ui



fr zz



 o g




fr e nd


Write your own sentences about the picture above. Start with a capital letter. End with a full-stop period.


Handwriting practice lines consisting of solid top and bottom lines with a dashed middle line. A large, colorful 'Sample' watermark is overlaid diagonally across the page.


Say it! Build it! Write! Color the letters that spell the picture's name. Write the word on the line.

frog fresh friend frame French freeze frizz fruit


1  fr oo b e ou ld sh nd

2  gl fr a ai i oi me ck


3  fr ee b nk i ze mp nk

4  Fr ea b e ch d nch ne

5  tr sl oa fr ui d nt t


6  fr ai b oo m p i zz

7  fl oi fr o i g n mp


8  fr c ie ou i oo nd m

Say it! Build it! Write! Color the letters that spell the picture's name. Write the word on the line.

frog fresh friend frame French freeze frizz fruit

1 

fr	oo	i	ai	ou	ld	zz	nd
----	----	---	----	----	----	----	----

2 

gl	br	fr	ai	ui	oi	t	ck
----	----	----	----	----	----	---	----

3 


Fr	e	oa	nk	n	ee	mp	nch
----	---	----	----	---	----	----	-----

4 


fr	ea	b	a	me	d	ck	ne
----	----	---	---	----	---	----	----

5 


tr	fr	oa	dr	ee	d	nt	ze
----	----	----	----	----	---	----	----

6 

sm	fr	t	o	a	g	nd	ch
----	----	---	---	---	---	----	----

7 

fl	oi	fr	ie	i	oo	ch	nd
----	----	----	----	---	----	----	----

8 

fr	sn	e	ou	i	oo	sh	m
----	----	---	----	---	----	----	---

Draw a line to match the letters.

Write the words two times each.



1. fr ee sh
pr e nt



2. sl a b
fr o me



3. tr ie nd
fr oi p



4. fr oy g
fl o le



5. fr i nd
sm u zz



6. fr ea k
dr ui t



7. Fr a nch
fr e sh




8. pl ee ch
fr u ze

SEE - SAY - CUT - PASTE - READ

fr set 1


Cut out the letters. Glue them under the pictures to spell the words correctly.

1.




--	--	--

2.




--	--	--

3.



--	--	--

4.



--	--	--

ee

e

a

e

fr

fr

fr

Fr

ze

me

nch

sh




SEE - SAY - CUT - PASTE - READ

fr set 2


Cut out the letters. Glue them under the pictures to spell the words correctly.

1.




--	--	--

2.




--	--	--

3.



--	--	--

4.



--	--	--

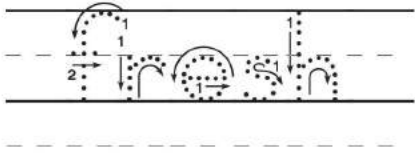
o	ui	i	ie	fr	fr
fr	fr	zz	t	g	nd



Trace

write

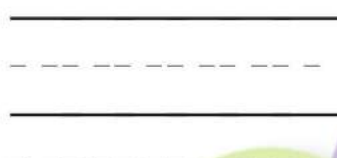
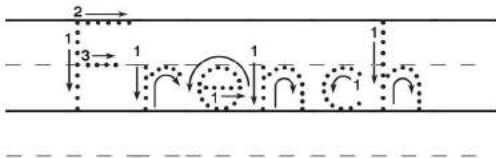
color



Trace

write

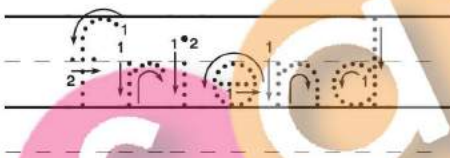
color



Trace

write

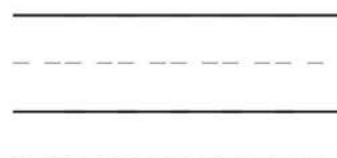
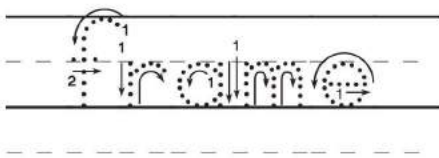
color



Trace

write

color

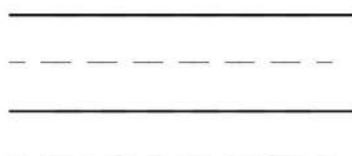
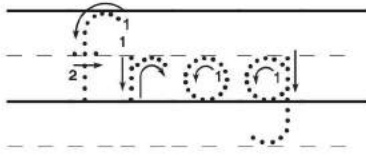


Write a sentence of your own using some words from above.

Trace

write

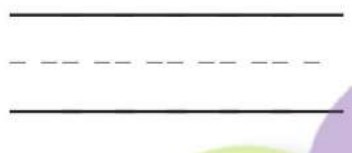
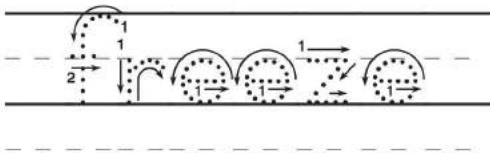
color



Trace

write

color



Trace

write


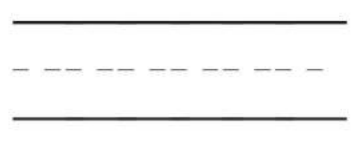
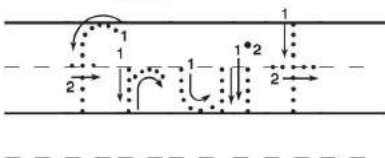
color



Trace

write

color



Write a sentence of your own using some words from above.

SENTENCE BUILDING



Thank you for the fruit.




Her hair had frizz.

Cut out the words and paste them in the boxes above to make a sentence. Then, write your sentence on the line.



fruit	the	you	for	Thank	.
Her	frizz		had	hair	.


SENTENCE BUILDING



A frog can jump.



He is her friend.

Cut out the words and paste them in the boxes above to make a sentence. Then, write your sentence on the line. 

frog	jump	A	can	.
her	friend	is	He	.

SENTENCE BUILDING



We eat fresh vegetables.

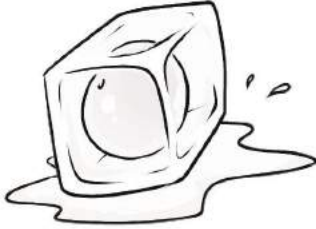
He has a small frame.

Cut out the words and paste them in the boxes above to make a sentence. Then, write your sentence on the line.



fresh	We	vegetables.	eat	.	
has	frame	a	He	small	.


SENTENCE BUILDING



Can you freeze it?



The French flag.

Cut out the words and paste them in the boxes above to make a sentence. Then, write your sentence on the line. 

you	it	freeze	Can ?
flag	The		French.

Let's Read the fr Words

Directions: To assemble your flip-book reader, cut out all the boxes along the dashed-black lines. Attach the smaller boxes on top of each other by stapling them to the shaded gray area indicated. The top box has the word "Name" on it.



Front Cover

Flip-Book Page 1 of 4

Back Page

Flip-Book

Name _____

My book of **fr** words.

Flip-Book

A

fr




A _____



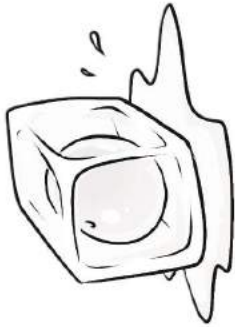
www.PhonicsGarden.com

A _____



www.PhonicsGarden.com

A _____



www.PhonicsGarden.com

A _____



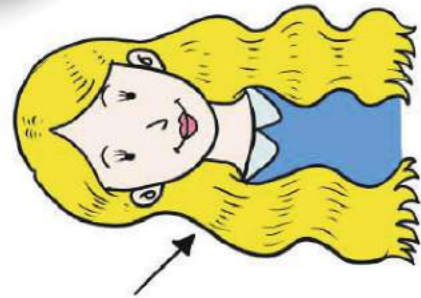
www.PhonicsGarden.com

A _____



www.PhonicsGarden.com

A _____




www.PhonicsGarden.com

A _____



www.PhonicsGarden.com

A _____



www.PhonicsGarden.com





B _____

ench

www.PhonicsGarden.com

B _____

izz

www.PhonicsGarden.com

B _____

uit

amp

B _____

eeze

www.PhonicsGarden.com

www.PhonicsGarden.com

B _____

iend

www.PhonicsGarden.com

B _____

esh

www.PhonicsGarden.com

After you have finished assembling your word wheel, practice writing each word as you spin the wheel. Spin, read, and write your new words!

Write each /fr/ word from your flip-book 2 times each.

frog

frame

French

frizz

freeze

fresh

friend

fruit



B _____

ame

wwwPhonicsGarden.com









B _____

og

wwwPhonicsGarden.com

Directions: Cut out the letters and build the words to match the pictures.

See It! Build It!

		*a				e	
			ze				
		ui				zz	
	fr	o			fr		nd

Directions: Draw and write two of your own /fr/ words in the boxes below.

--	--	--	--	--	--	--	--

ee i i ie g t me sh ll fr fr fr fr

fr fr

Directions: Read the sentence and match the picture to it.

Match It!

Set 1

1



Thank you for the fruit.

2



Her hair had frizz.

3



A frog can jump.

4







He is her friend.

5



Directions: Draw and write your own /fr/ word sentence.




Directions: Read the sentence and match the picture to it.

Match It!

Set 2



We eat fresh vegetables.




He has a small frame.





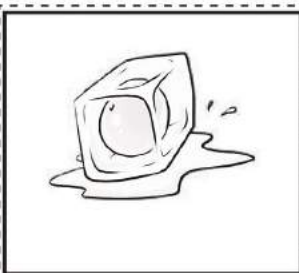

Can you freeze it?



The French flag.



Directions: Draw and write your own /fr/ word sentence.

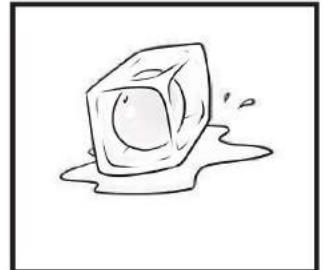


Directions: Read the sentence and write the missing word in the blank. Use the pictures to help you.

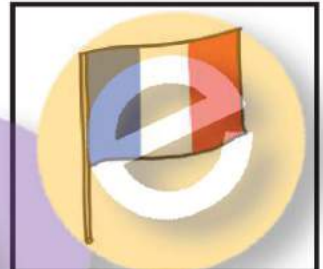
Set 1

FILL IT!


1 Water can _____.




2 _____ food is good.



3 The _____ is made of wood.



4 Are these _____ ?



5 Directions: Draw and write your own /fr/ word sentence.



freeze

fresh

French


frame

Set 2

Directions: Read the sentence and write the missing word in the blank. Use the pictures to help you.

FILL IT!


1 I like _____.




2 I have _____y hair.



3 The _____ is green.



4 I'm your _____.



5 Directions: Draw and write your own /fr/ word sentence.



frizz fruit frog friend

Directions: Trace the words
and draw a matching picture.

fr DRAW IT!

frog

French

fresh

freeze

frame

frizz

French


frame

fruit

freeze

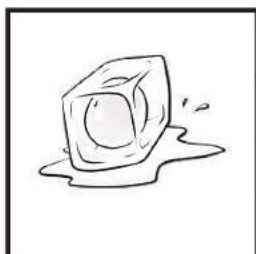
friend


fresh




Directions: Look at the pictures and write the word that matches.


fr WRITE IT!




















Directions: Draw and write your own /fr/ words.









Directions: Circle the words that belong with the /fr/ Letter Blend.

CIRCLE IT!

frog



growl

fresh

grub

freeze

grench

fresh

green

frizz

grass

French

fruit

friend

grain

grump

frog

frame

Directions: Draw a line to connect the picture with the word it matches.

CONNECT IT

a



b



c



d



e



f



g



h



1. frizz

2. fresh

3. frog


4. fruit

5. friend










6. frame

7. freeze

8. French



Circle the correct word and write it on the line.

<p>1. </p> <p>frog fresh</p> <p>_____</p> <p>-----</p> <p>_____</p>	<p>2. </p> <p>frizz frame</p> <p>_____</p> <p>-----</p> <p>_____</p>	<p>3. </p> <p>frame French</p> <p>_____</p> <p>-----</p> <p>_____</p>
<p>4. </p> <p>fresh friend</p> <p>_____</p> <p>-----</p> <p>_____</p>	<p>5. </p> <p>frame fruit</p> <p>_____</p> <p>-----</p> <p>_____</p>	<p>6. </p> <p>friend freeze</p> <p>_____</p> <p>-----</p> <p>_____</p>
<p>7. </p> <p>frizz fruit</p> <p>_____</p> <p>-----</p> <p>_____</p>	<p>8. </p> <p>frog freeze</p> <p>_____</p> <p>-----</p> <p>_____</p>	<p>9. </p> <p>French fresh</p> <p>_____</p> <p>-----</p> <p>_____</p>
<p>eat</p>	<p>vegetables.</p>	<p>fresh We</p>

Sort the words above to make a complete sentence below.

Choose words from today's lesson. Write and draw them below.

<p>1.</p> <p>Word: _____</p> <p>_____</p> <p>_____</p>	<p>2.</p> <p>Word: _____</p> <p>_____</p> <p>_____</p>
<p>3.</p> <p>Word: _____</p> <p>_____</p> <p>_____</p>	<p>4.</p> <p>Word: _____</p> <p>_____</p> <p>_____</p>

Choose words from today's lesson. Write and draw them below.

<p>1.</p> <p>Word: _____</p> <hr/> <hr/> <hr/>	<p>2.</p> <p>Word: _____</p> <hr/> <hr/> <hr/>
<p>3.</p> <p>Word: _____</p> <hr/> <hr/> <hr/>	<p>4.</p> <p>Word: _____</p> <hr/> <hr/> <hr/>

I Can Read and Match

Trace each word, then match them to the correct picture.

friend

1

a



frame

2

b



freeze

3

c



fruit

4

d



frizz

5

e



frog

6

f



French

7

g



fresh

8

h



Draw and write a story using as many words from the right as you can!

Sample



frog



fresh



fruit



frizz



French



frame



friend



freeze

Draw and write two sentences using some of the words to the right.



frog



fresh



fruit



frizz



French



frame



friend



freeze


Blank writing area for the first sentence.

Handwriting practice lines with a dashed midline.


Blank writing area for the second sentence.

Handwriting practice lines with a dashed midline.

Circle the correct word and write it on the line. Add a full-stop period to each sentence.


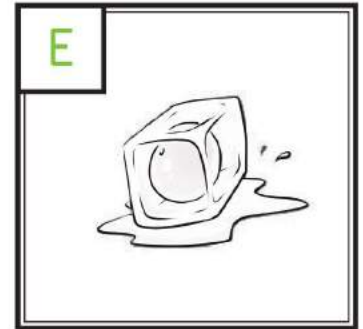
1.		frog fresh	Eat _____ vegetables.
2.		fresh friend	You're a _____.
3.		frizz frame	It is a nice _____.
4.		frame fruit	I eat _____.
5.		fruit freeze	I will _____.
6.		frog French	The _____ can leap.
7.		French frog	I like _____ food.

Match the pictures to their sentences by writing the correct letters in the box.




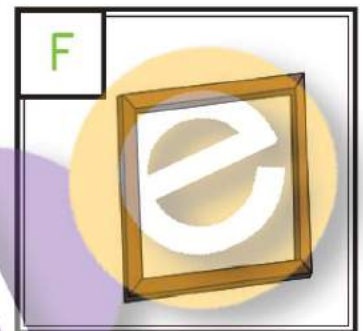
Can you freeze it?

We eat fresh vegetables.




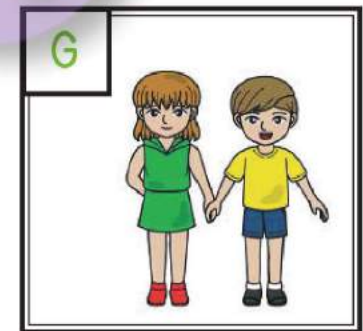
A frog can jump.

The French flag.




He is her friend.

He has a small frame.



Thank you for the fruit.

Her hair had frizz.



Write a great sentence of your own on the lines below.

Cut and paste the words on the right in alphabet order.

	<hr/> <hr style="border-top: 1px dashed;"/> <hr/>	<hr/> <hr style="border-top: 1px dashed;"/> <hr/>
	<hr/> <hr style="border-top: 1px dashed;"/> <hr/>	<hr/> <hr style="border-top: 1px dashed;"/> <hr/>
	<hr/> <hr style="border-top: 1px dashed;"/> <hr/>	<hr/> <hr style="border-top: 1px dashed;"/> <hr/>
	<hr/> <hr style="border-top: 1px dashed;"/> <hr/>	<hr/> <hr style="border-top: 1px dashed;"/> <hr/>
	<hr/> <hr style="border-top: 1px dashed;"/> <hr/>	<hr/> <hr style="border-top: 1px dashed;"/> <hr/>
	<hr/> <hr style="border-top: 1px dashed;"/> <hr/>	<hr/> <hr style="border-top: 1px dashed;"/> <hr/>
	<hr/> <hr style="border-top: 1px dashed;"/> <hr/>	<hr/> <hr style="border-top: 1px dashed;"/> <hr/>
	<hr/> <hr style="border-top: 1px dashed;"/> <hr/>	<hr/> <hr style="border-top: 1px dashed;"/> <hr/>

Cut & Paste



fresh



frame



freeze



French



frog



frizz



friend



Sample

Cut and paste the pictures. Then write each word 2 times each.

Cut & Paste

fresh

fresh

_____	_____
-----	-----
_____	_____

frame

frame

_____	_____
-----	-----
_____	_____

frog

frog

_____	_____
-----	-----
_____	_____

friend

friend

_____	_____
-----	-----
_____	_____

freeze

freeze

_____	_____
-----	-----
_____	_____

French

French

_____	_____
-----	-----
_____	_____

frizz

frizz

_____	_____
-----	-----
_____	_____



Cut & Paste

Cut and paste the pictures. Then write each word 2 times each.

fresh

fresh

French

French

friend

friend

frog

frog

freeze

freeze

frame

frame

frizz

frizz




Example

Sort the words to make a great sentence on the lines below.

frog

The



green.

is

S

d

a

m

p

l

e

www.PhonicsGarden.com

Write a sentence of your own about the picture.

Sort the words to make a great sentence on the lines below.

hair

Her



had

frizz.

e

Sample

Write a sentence of your own about the picture.

Sort the words to make a great sentence on the lines below.

eat

We



vegetables.

fresh

www.PhonicsGarden.com

Write a sentence of your own about the picture.

Sort the words to make a great sentence on the lines below.

fruit.

We



fresh

eat

e

s

d

m

p

w


Write a sentence of your own about the picture.

Sort the words to make a great sentence on the lines below.

wooden

It

a



was

e

frame.

www.PhonicsGarden.com

Write a sentence of your own about the picture.

Sort the words to make a great sentence on the lines below.

freeze.



can

Water

s

d

m

p

l

e

www.PhonicsGarden.com

Write a sentence of your own about the picture.

Sort the words to make a great sentence on the lines below.

I

French



food

like

S

d

r

m

p

l

e

www.PhonicsGarden.com

Write a sentence of your own about the picture.

Sort the words to make a great sentence on the lines below.

I



a



friend.

want

Write a sentence of your own about the picture.

I Say, Spell, Cut and Paste

fr
Word Spelling

Say, Trace, Cut & Paste, and Spell each picture word correctly.



--	--

www.PhonicsGarden.com



	e
--	---



--	--



--	--

Trace on the inside of the letters. Then cut them out and glue them down to spell the pictures above.

fr

fr

ame

uit

fr

fr

eeze

esh

I Say, Spell, Cut and Paste


fr
Word Spelling

Say, Trace, Cut & Paste, and Spell each picture word correctly.



--	--

www.PhonicsGarden.com



--	--



--	--



--	--

Trace on the inside of the letters. Then cut them out and glue them down to spell the pictures above.

fr

fr

ench

og

fr










fr

iend

izz



Look at each picture. Circle the correct word.

<p>1</p>  <p>frame fresh frizz</p>	<p>2</p>  <p>frizz fresh frog</p>	<p>3</p>  <p>French frog fresh</p>
<p>4</p>  <p>freeze friend fruit</p>	<p>5</p>  <p>fruit French frame</p>	<p>6</p>  <p>fresh frizz French</p>
<p>7</p>  <p>fresh fruit freeze</p>	<p>8</p>  <p>fresh frizz frog</p>	<p>9</p>  <p>frog fresh frizz</p>
<p>green. The frog is</p>		

Sort the words above to make a great sentence below.

See, Say, and Spell - Blends - fr

Write the correct letter blend to complete the words below.

frog fresh frame freeze French friend fruit frizz



___ame



___owl



___izz



___eeze



___ench



___iend



___ass



___uit



___ain



___esh



___ay



___its



___og



___ub



___ench

See, Say, and Spell - Blends - fr

Write the missing letters to complete the words below.

frog fresh frame freeze French friend fruit frizz



fr _____



gr _____



fr _____



fr _____



gr _____



fr _____



gr _____



fr _____



gr _____



fr _____



gr _____



gr _____



fr _____




gr _____



fr _____










MEMORY GAME



 <p>www.PhonicsGarden.com</p>	 <p>www.PhonicsGarden.com</p>	 <p>www.PhonicsGarden.com</p>
 <p>www.PhonicsGarden.com</p>	 <p>www.PhonicsGarden.com</p>	 <p>www.PhonicsGarden.com</p>
 <p>www.PhonicsGarden.com</p>	 <p>www.PhonicsGarden.com</p>	 <p>www.PhonicsGarden.com</p>

MEMORY GAME



 <p>www.PhonicsGarden.com</p>	 <p>www.PhonicsGarden.com</p>	 <p>www.PhonicsGarden.com</p>
 <p>www.PhonicsGarden.com</p>	 <p>www.PhonicsGarden.com</p>	 <p>www.PhonicsGarden.com</p>
 <p>www.PhonicsGarden.com</p>	 <p>www.PhonicsGarden.com</p>	 <p>www.PhonicsGarden.com</p>

MEMORY GAME



fresh

www.PhonicsGarden.com

fresh

www.PhonicsGarden.com

frame

www.PhonicsGarden.com

frame

www.PhonicsGarden.com

freeze

www.PhonicsGarden.com

freeze

www.PhonicsGarden.com

French

www.PhonicsGarden.com

French

www.PhonicsGarden.com

fruit

www.PhonicsGarden.com

MEMORY GAME



fruit

www.PhonicsGarden.com

frizz

www.PhonicsGarden.com

frizz

www.PhonicsGarden.com

frog

www.PhonicsGarden.com

frog

www.PhonicsGarden.com

friend

www.PhonicsGarden.com

friend

www.PhonicsGarden.com

www.PhonicsGarden.com

www.PhonicsGarden.com

FLASH CARDS




fresh

www.PhonicsGarden.com



fresh

www.PhonicsGarden.com



frame

www.PhonicsGarden.com



frame

www.PhonicsGarden.com



freeze

www.PhonicsGarden.com



freeze

www.PhonicsGarden.com



French

www.PhonicsGarden.com



French

www.PhonicsGarden.com



fruit


www.PhonicsGarden.com

FLASH CARDS




fruit

www.PhonicsGarden.com



frizz

www.PhonicsGarden.com



frizz

www.PhonicsGarden.com



frog

www.PhonicsGarden.com



frog

www.PhonicsGarden.com



friend

www.PhonicsGarden.com



friend

www.PhonicsGarden.com

www.PhonicsGarden.com

www.PhonicsGarden.com