


Spin and Spell

Spin the spinner. Spell and write the **ug** word.



bug hug pug

mug jug dug

Which **ug** word did you spin on and write the most? Write it again here!

Spin a picture. Read the word.

Write the word in the matching letter boxes.

Place a check mark next to the word after it is written.

bug


dug

hug

jug

mug

pug



Hint: Use a paperclip as your spinner.

--	--	--

--	--	--

--	--	--


--	--	--

--	--	--

--	--	--

Spin and Build

ug



Spin a picture.
Cut and paste the letters to build
the matching words.



--	--	--



--	--	--



--	--	--



--	--	--



--	--	--



--	--	--

Write your words on the lines.

_____	_____	_____
-----	-----	-----
_____	_____	_____
-----	-----	-----
_____	_____	_____

bug

hug

pug

mug

jug



dug

u	u	u	u	u	u	g	g	g
g	g	g	b	p	d	m	j	h


Set One

Spin, Color, and Win!

Each player takes a turn to spin a picture and color the matching word.
 First player to color all words wins the game.



jug



player 1

player 2

bug	jug	mug
hug	bug	bug
pug	jug	hug
bug	bug	dug
bug	pug	hug

hug
bug
jug
bug

jug	mug	dug
mug	dug	jug
jug	jug	jug
jug	jug	jug


dug	hug	dug
hug	jug	pug
pug	mug	hug
jug	hug	jug
pug	mug	dug

Set Two


Spin, Color, and Win!

Each player takes a turn to spin a picture and color the matching word.

First player to color all words wins the game.



ug



player 1

player 2

pug	dug	plug
slug	plug	dug
mug	bug	slug
pug	slug	dug
plug	dug	plug

	pug
	dug
	mug
	bug

mug	plug
plug	pug
pug	plug
mug	mug

pug	dug	plug
dug	mug	slug
slug	dug	plug
dug	slug	mug
slug	dug	plug


Spin, Color, and Win!

Make Your Own: #1

Each player takes a turn to spin a picture and color the matching word.
First player to color all words wins the game.



player 1



player 2



Make Your Own: #2

Spin, Color, and Win!

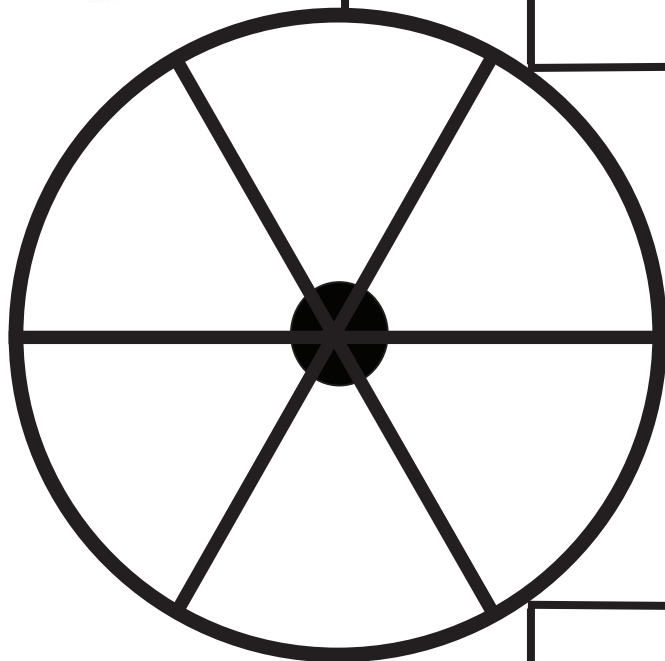
Each player takes a turn to spin a picture and color the matching word.
First player to color all words wins the game.



player 1



player 2





bug



dug



hug



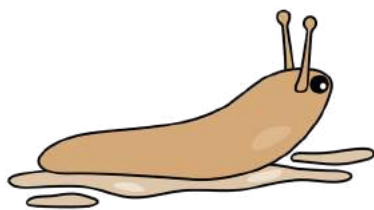
jug

mug

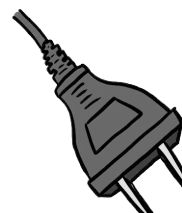


pug


slug



plug



b ug



www.PhonicsGarden.com

h ug




www.PhonicsGarden.com

d ug



www.PhonicsGarden.com

j ug



www.PhonicsGarden.com

m ug




www.PhonicsGarden.com

p ug



www.PhonicsGarden.com

pl ug



www.PhonicsGarden.com

sl ug



www.PhonicsGarden.com

Draw and write your own word puzzles on this page.



--	--

www.PhonicsGarden.com

--	--

www.PhonicsGarden.com

--	--

www.PhonicsGarden.com

--	--

www.PhonicsGarden.com

Draw and write your own word puzzles on this page.



	www.PhonicsGarden.com



	www.PhonicsGarden.com

	www.PhonicsGarden.com

	www.PhonicsGarden.com

Add the missing letters.

Write the words on the lines below.

word family
Word Spelling



— ug



— ug



— ug



— ug



— ug



— ug



— ug



— ug

1. bug

5. _____

2. _____

6. _____

3. _____

7. _____

4. _____

8. _____

Choose one or two words from above and make a great sentence below.

Add the missing letters.

Write the words on
the lines below.

Word Family
Word Spelling



d _ _

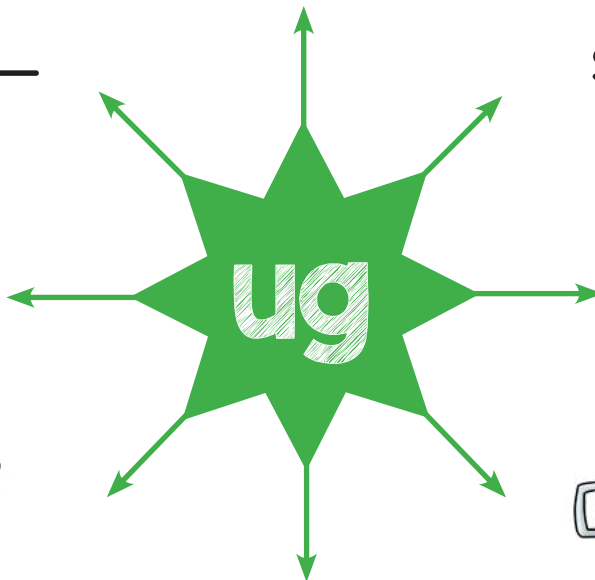


sl _ _

p _ _



pl _ _



h _ _



b _ _



m _ _



j _ _

1. dug

2. _____

3. _____

4. _____

5. _____

6. _____

7. _____

8. _____

Choose one or two words from above and make a great sentence below.

After you have finished assembling your word wheel, practice writing each word as you spin the wheel. Spin, read, and write your new words!

Write each word on your word-wheel 2 times each.

Blank handwriting practice box with four lines (top, dashed, middle, bottom).

Blank handwriting practice box with four lines (top, dashed, middle, bottom).

Blank handwriting practice box with four lines (top, dashed, middle, bottom).

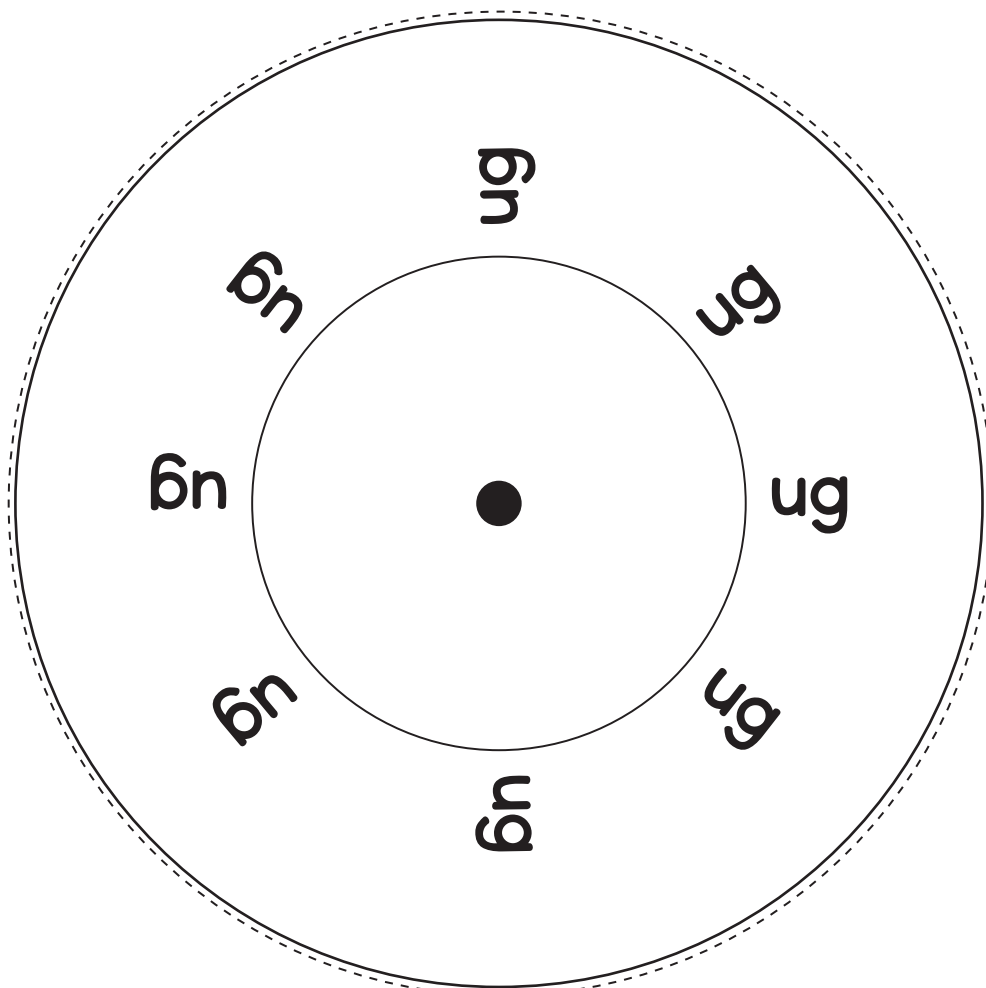
Blank handwriting practice box with four lines (top, dashed, middle, bottom).

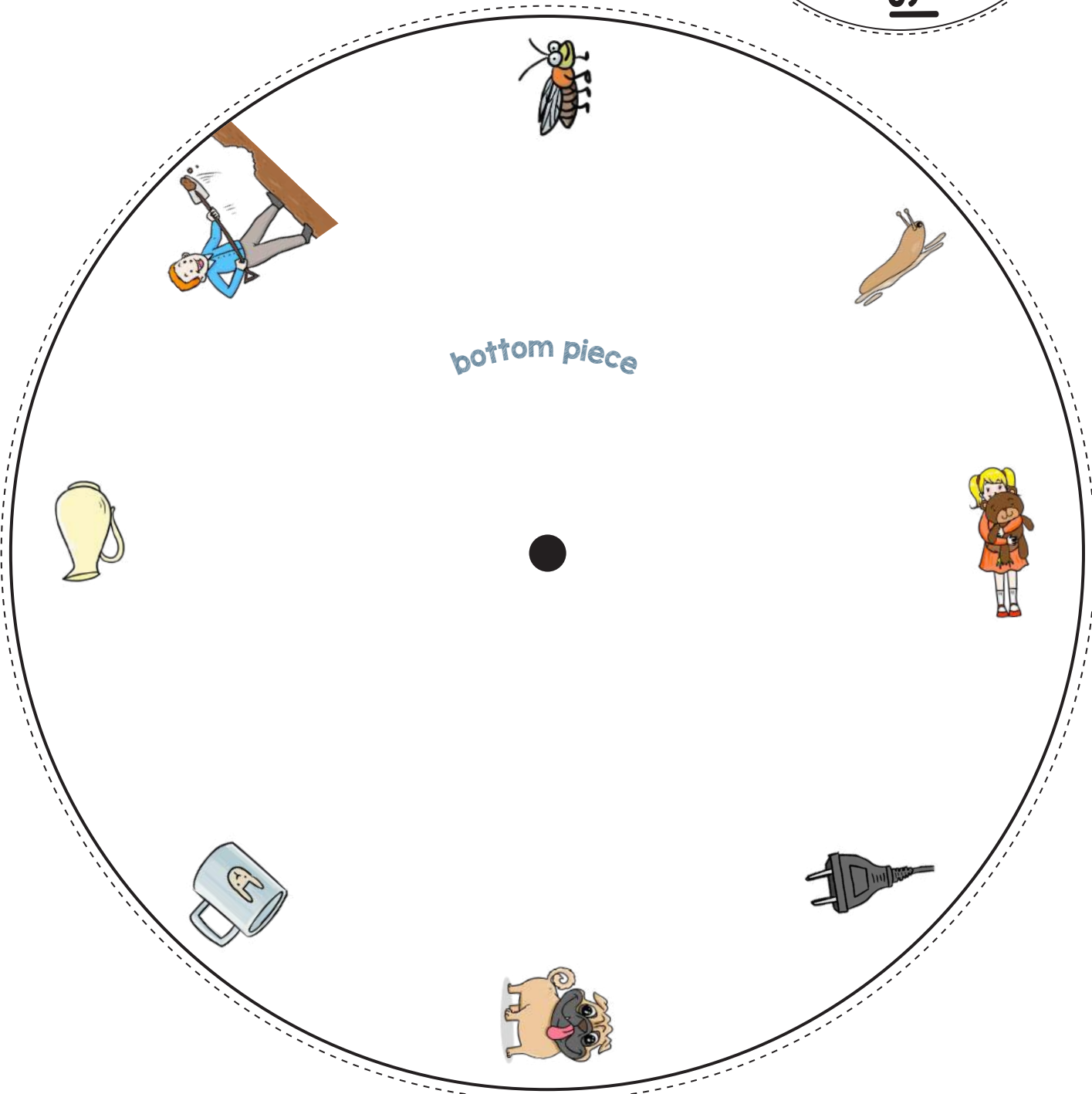
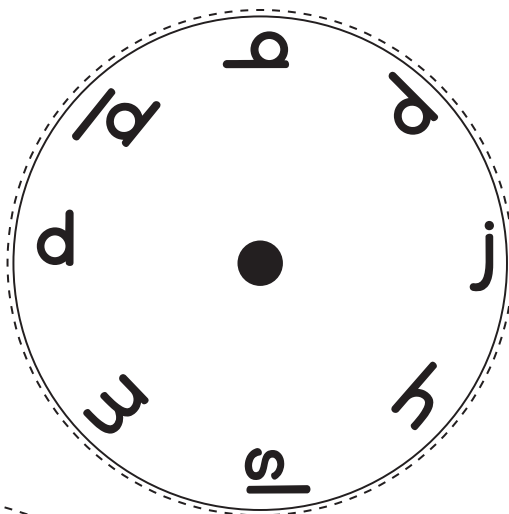
Blank handwriting practice box with four lines (top, dashed, middle, bottom).

Blank handwriting practice box with four lines (top, dashed, middle, bottom).

Blank handwriting practice box with four lines (top, dashed, middle, bottom).

Blank handwriting practice box with four lines (top, dashed, middle, bottom).







SPINNER ug word family
www.PhonicsGarden.com
Phonics Garden

bug

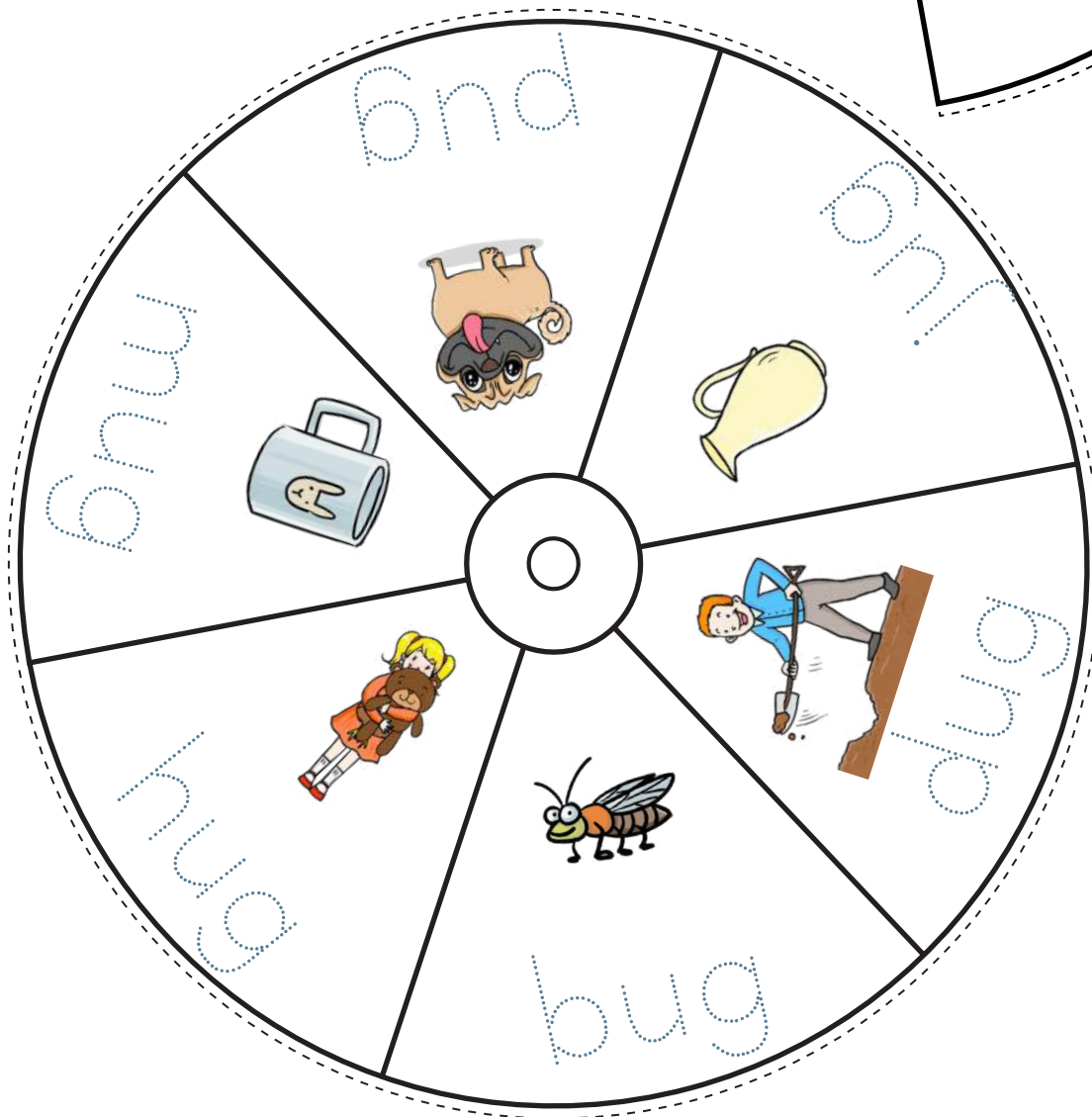
bug

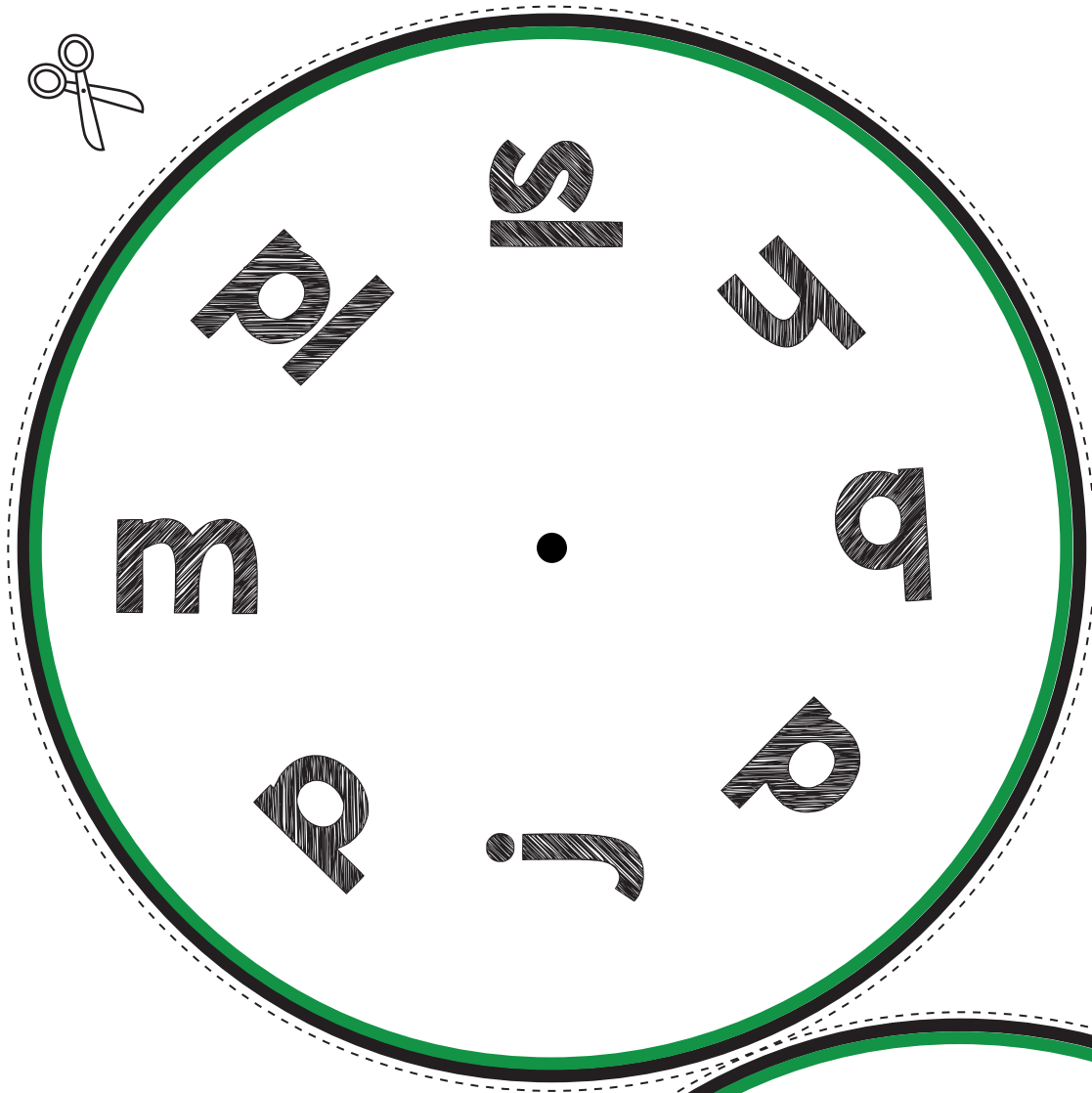
bug

bug

bug

bug



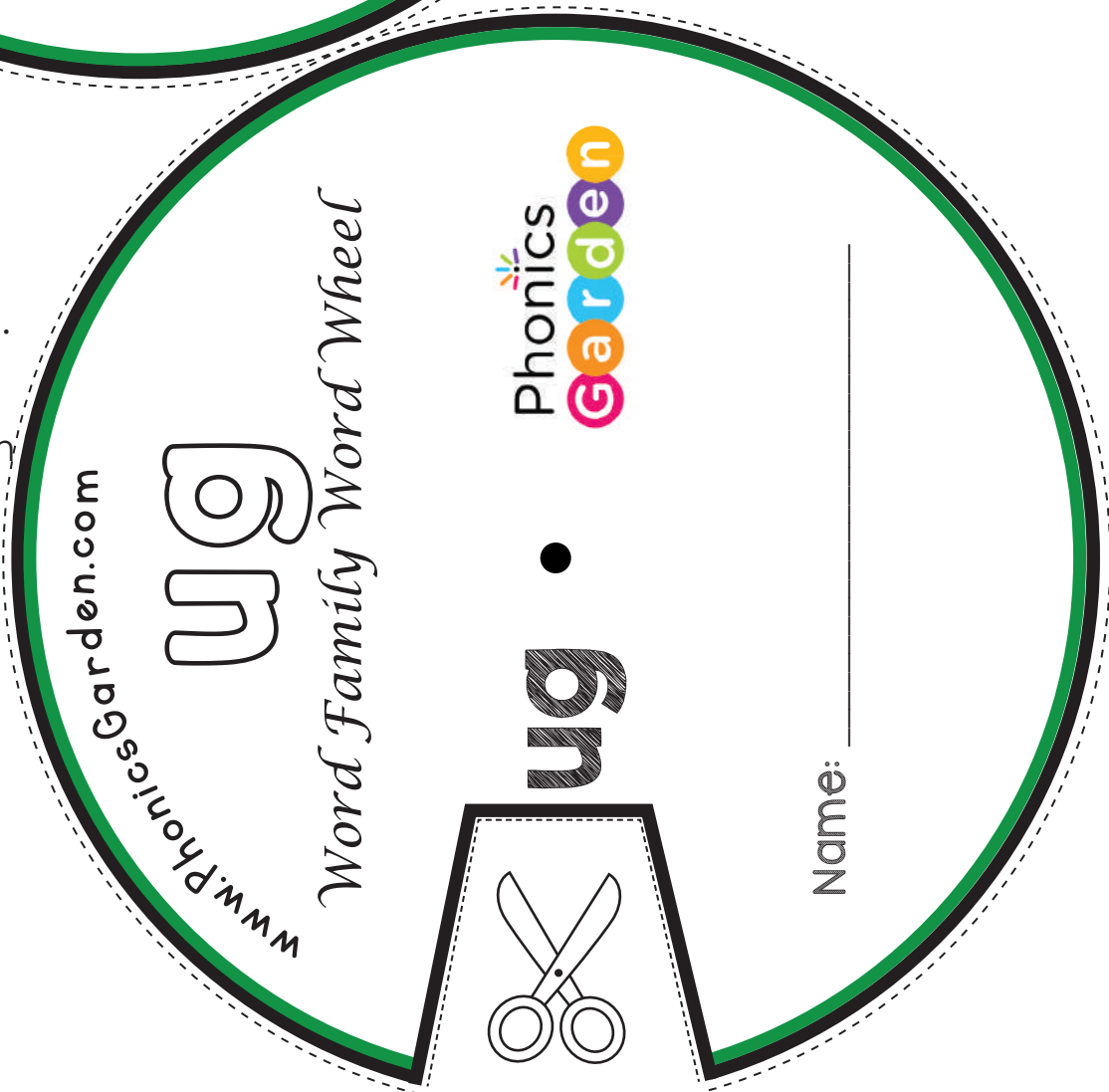


~ug Words

Step 1:
Print the word wheel on card stock paper for best results.


Step 2: Attach the front to the back with a brass paper fastener, paperclip, or another fastening object.

Step 3: Have your students spin the wheel to make and read the words.

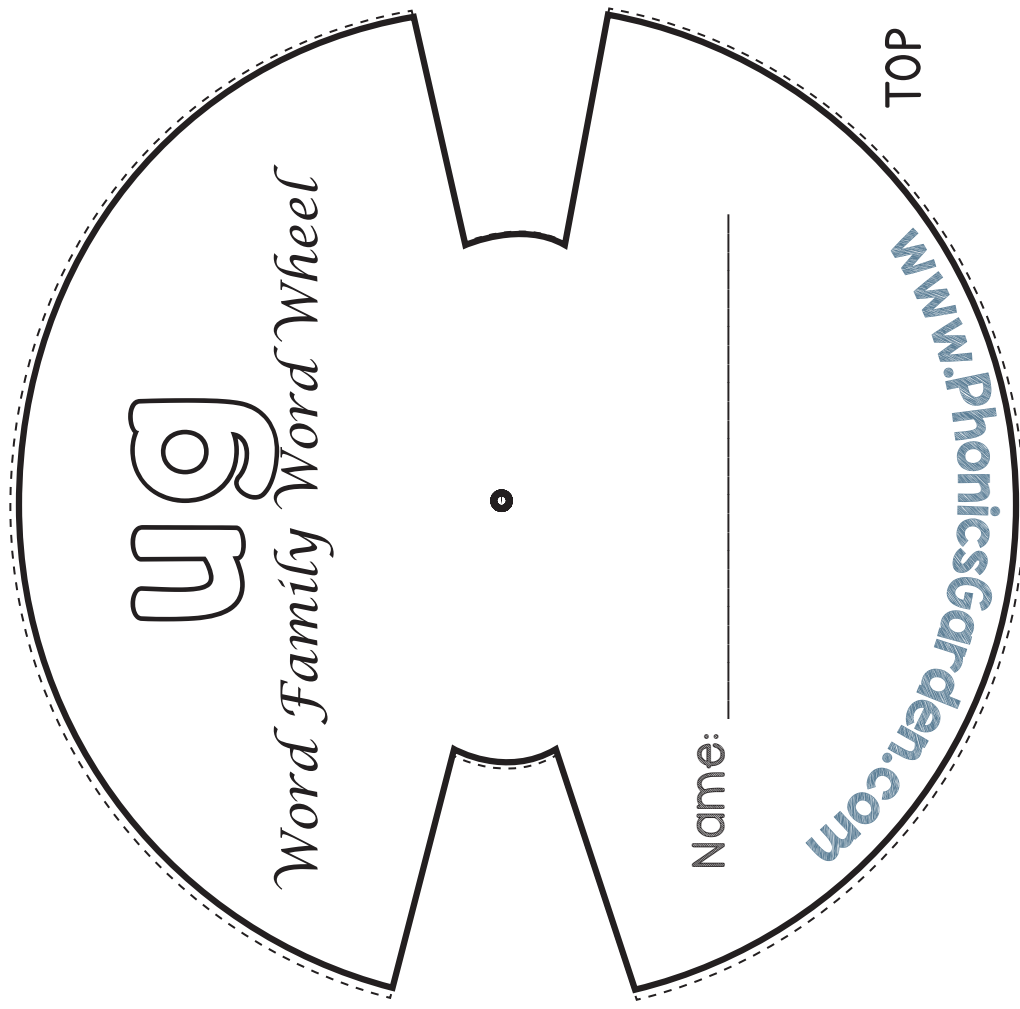


Word Wheel

This Word Wheel will help your students practice reading.
Moving the wheel will match the word with the picture clue.



BOTTOM



TOP

Instructions

1. Copy on to the white card stock
2. Cut out the two shapes on the dotted lines.
3. Place TOP wheel on the TOP of the BOTTOM wheel.
4. Insert split pin in the center.
5. Have students spin and read.

Cut out the words and pictures. Paste them down where they belong matching each word and picture.

ug

ut

bug

hug

cut

gut



mug

dug


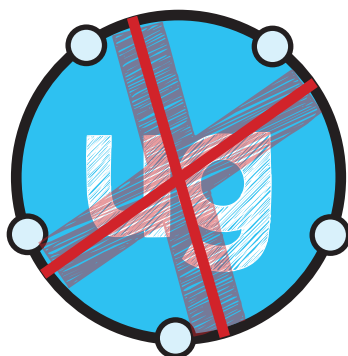

hut

nut



Connect the /ug/ word family words with the **ug**.

Connect the words that are NOT part of the /ug/ word family with the **X**.



Practice writing your /ug/ words.

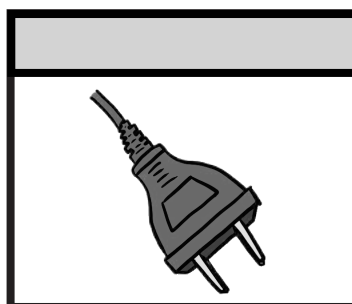
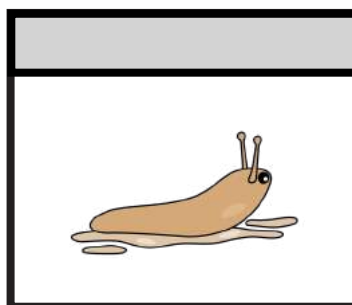

_____	_____	_____
_____	_____	_____
_____	_____	_____
_____	_____	_____
_____	_____	_____



What
is in the
ug house?

ug

set 1



When you are done cutting and pasting your words, finish the sentence below. Add a full-stop period.

In the house, I can see
a _____, and

Write the missing letters below. Cut out the boxes and glue the top flap onto the matching picture. ✂

ug

ug

ug

ug

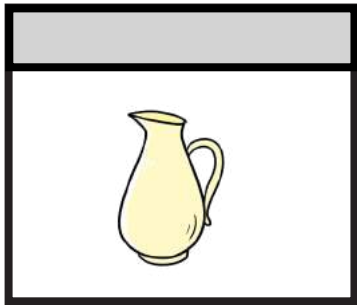




What
is in the

ug

ug house?

set 2



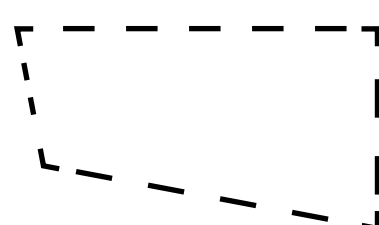
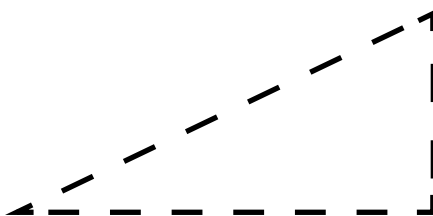

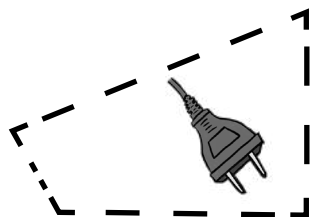


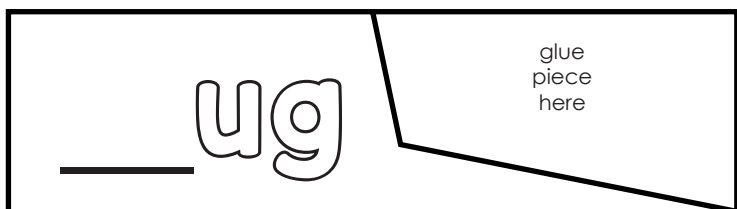
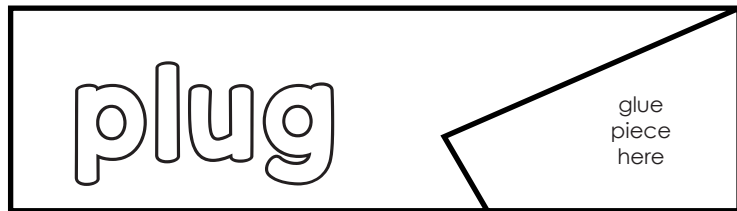
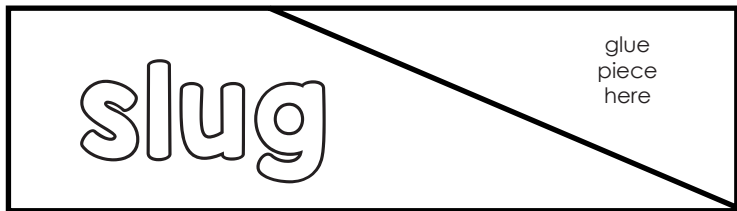
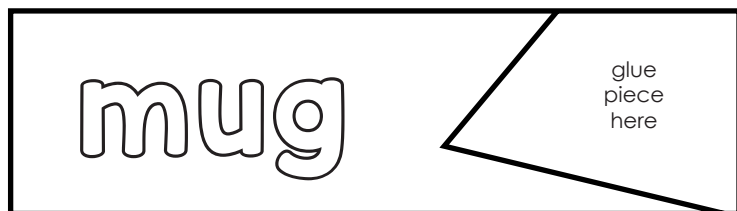

When you are done cutting and pasting your words, finish the sentence below. Add a full-stop period.

In the house, I can see
a _____, and

Write the missing letters below. Cut out the boxes and glue the top flap onto the matching picture. 




Cut out each of the puzzle pieces and glue them where they belong.



Color the word box that goes with the picture.


Write the words below.

1




mug	pug
-----	-----

2




dug	pug
-----	-----

3




dug	plug
-----	------

4




plug	jug
------	-----

5




jug	slug
-----	------

6




bug	mug
-----	-----

7



bug	slug
-----	------

8



plug	hug
------	-----

1

2

3

4









5

6









7

8









Write the letters in the correct order to make the word that matches the picture.

1		u h g	h u g
2		u g j	
3		pl g u	
4		u g sl	
5		p g u	
6		g u m	
7		b g u	
8		u d g	

Write the letters in the correct order to make the word that matches the picture.

1		b g u	b u g
2		u d g	
3		p g u	
4		g u m	
5		pl g u	
6		u g sl	
7		u h g	
8		u g j	

UNSCRAMBLE the LETTERS Write the missing letter in the circle.
Write the letters in the correct order to make the word that matches the picture.


1		j	g	u	j	u	g
2		pl		u			
3		u	g				
4			h	g			
5		b		u			
6		u		g			
7		p	g				
8		g	u				

Read and Write! Write the missing letter in the circle.
Write the letters in the correct order to make the word that matches the picture.


1



2



3




4



5



6











7



8



Write the missing letter.

			
d g	j u	u g	u g
			
pl u	h g	u g	b g

Write your own sentences about the picture above. Start with a capital letter. End with a full-stop period.

Say it! Build it! Write! Color the letters that spell the picture's name. Write the word on the line.

bug

hug

dug

pug

jug

mug

slug

plug

1



t	b	b	u	e	g	m
---	---	---	---	---	---	---

2



pl	v	u	u	nd	i	g
----	---	---	---	----	---	---

3



h	t	s	e	f	u	g
---	---	---	---	---	---	---

4



j	d	k	u	o	g	r
---	---	---	---	---	---	---

5



sl	p	n	n	u	s	g
----	---	---	---	---	---	---

6



r	p	q	n	u	g	h
---	---	---	---	---	---	---

7



fl	j	n	u	s	g	r
----	---	---	---	---	---	---

8



h	tr	k	m	sn	u	g
---	----	---	---	----	---	---

Say it! Build it! Write it! Color the letters that spell the picture's name. Write the word on the line.

bug

hug

slug

plug

jug

dug

pug

mug

1



pl	v	l	fl	i	u	g
----	---	---	----	---	---	---

2



h	t	s	u	f	ch	g
---	---	---	---	---	----	---

3



t	b	b	u	e	g	m
---	---	---	---	---	---	---

4



j	v	n	u	tr	g	r
---	---	---	---	----	---	---

5



h	pl	k	m	s	u	g
---	----	---	---	---	---	---

6



j	d	k	u	o	g	r
---	---	---	---	---	---	---

7



sl	p	n	sh	u	s	g
----	---	---	----	---	---	---

8



r	p	q	wh	u	g	h
---	---	---	----	---	---	---

Draw a line to match the letters.

Write the words two times each.



1.

b	e	g
n	u	g



2.

t	u	b
p	o	g



3.

n	u	g
h	u	p



4.

j	o	g
t	u	s



5.

d	u	m
h	u	g



6.

sl	a	k
a	u	g



7.

fr	e	g
pl	u	n



8.


d	u	s
m	o	g

SEE - SAY - CUT - PASTE - READ

ug set 1


Cut out the letters. Glue them under the pictures to spell the words correctly.

1.




--	--	--

2.




--	--	--

3.




--	--	--

4.



--	--	--

u	u	u	u	g	g
g	g	j	d	m	p




SEE - SAY - CUT - PASTE - READ

ug set 2


Cut out the letters. Glue them under the pictures to spell the words correctly.

1.




--	--	--

2.




--	--	--

3.



--	--	--

4.



--	--	--

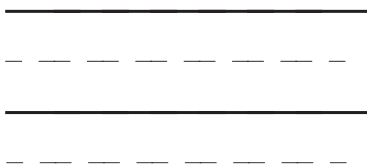
u	u	u	u	g	g
g	g	sl	pl	b	h



Trace

write

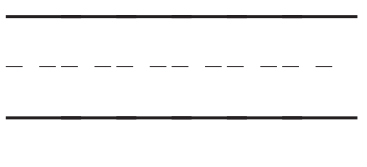
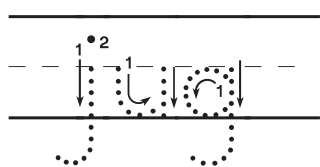
color



Trace

write

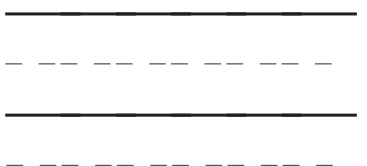
color



Trace

write

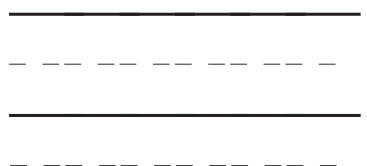
color



Trace

write

color

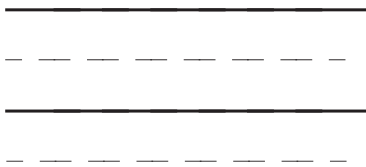


Write a sentence of your own using some words from above.

Trace

write

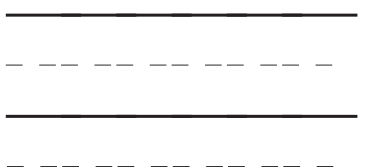
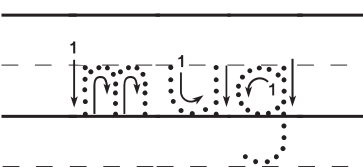
color



Trace

write

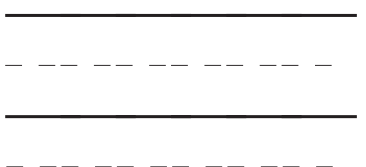
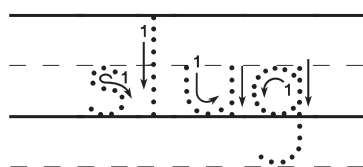
color



Trace

write

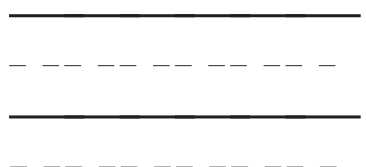
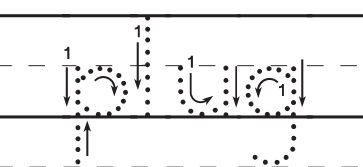
color



Trace

write

color

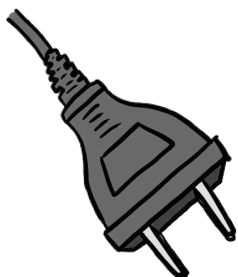


Write a sentence of your own using some words from above.

SENTENCE BUILDING



This pug likes to play.



The cable has a plug.

Cut out the words and paste them in the boxes above to make a sentence. Then, write your sentence on the line.



pug	play	to	The	likes	.
The	plug	a	has	cable	.

SENTENCE BUILDING

The bird caught a bug.



I have a slug in the garden.



Cut out the words and paste them in the boxes above to make a sentence. Then, write your sentence on the line.



bug	bird	a	The	caught .		
have	slug	I	the	a	garden	in .

SENTENCE BUILDING



She gave him a big hug.



The jug is half full.

Cut out the words and paste them in the boxes above to make a sentence. Then, write your sentence on the line.



big	gave	a	hug	him	She .
jug	The	is	full	half .	


SENTENCE BUILDING

He dug out the weeds.





My mug is full of milk.

Cut out the words and paste them in the boxes above to make a sentence. Then, write your sentence on the line. 

dug	weeds	He	the	out	.	
full	mug	My	of	is	milk	.

Let's Read the ug Words

Directions: To assemble your flip-book reader, cut out all the boxes along the dashed-black lines. Attach the smaller boxes on top of each other by stapling them to the shaded gray area indicated. The top box has the word "Name" on it.



Bottom of Book

ug



b



d



j



h



p







m



pl











sl



Directions: Cut out the letters and build the words to match the pictures.

See It! Build It!

		u				u	
			g				
		u					g
	pl	u			sl		g

Directions: Draw and write two of your own /ug/ words in the boxes below.

--	--	--	--	--	--	--	--

u u u u u u g g g g g g b

p

j

p


u

m


Directions: Read the sentence and match the picture to it.

Match It!


Set 1




She gave him a big hug.




The jug is half full.



He dug out the weeds.



My mug is full of milk.




Directions: Draw and write your own /ug/ word sentence.




Directions: Read the sentence and match the picture to it.

Match It!


Set 2




This pug likes to play.



The cable has a plug.




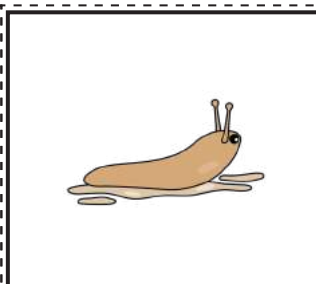
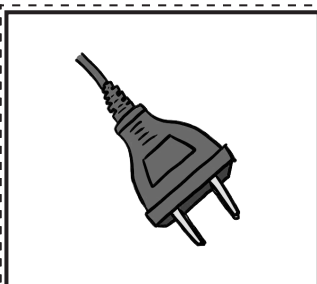

The bird caught a bug.



I have a slug in the garden.



Directions: Draw and write your own /ug/ word sentence.



Directions: Read the sentence and write the missing word in the blank. Use the pictures to help you.

Set 1

FILL IT!

1 Fill the ____ with water.



2 There is a ____ on my leg.



3 The ____ plays in the snow.



4 I want to ____ you.



5 Directions: Draw and write your own /ug/ word sentence.

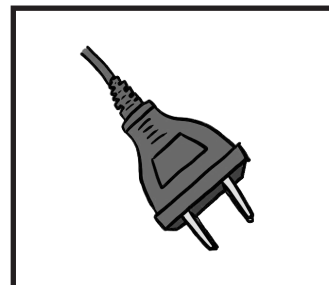
bug hug jug pug

Directions: Read the sentence and write the missing word in the blank. Use the pictures to help you.


Set 2

FILL IT!


1 _____ in the TV.



2 I found a _____ in the garden.



3 This _____ has a cat on it.



4 He _____ a deep hole.




5 Directions: Draw and write your own /ug/ word sentence.




slug plug mug dug

Directions: Trace the words
and draw a matching picture.


ug DRAW IT!




bug




mug




pug




jug




plug




dug




jug




mug




slug



pug




mug




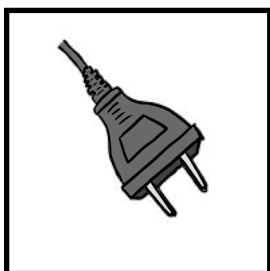
mug

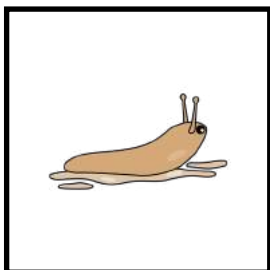
Directions: Look at the pictures and write the word that matches.

ug WRITE IT!






















Directions: Draw and write your own /ug/ words.









Directions: Circle the words that belong with the /ug/ word family.

CIRCLE IT!

bug



cut

hug

gut

mug

hut

hug

nut

slug

rut

jug

plug

dug

but

shut


bug

pug

Directions: Draw a line to connect the picture with the word it matches.

CONNECT IT

a



1. slug

b



2. hug

c



3. bug

d



4. plug

e



5. dug

f



6. pug

g












7. mug

h



8. jug

Circle the correct word and write it on the line.

<p>1.</p>  <p>bug hug</p> <p>_____</p> <p>_____</p>	<p>2.</p>  <p>slug pug</p> <p>_____</p> <p>_____</p>	<p>3.</p>  <p>pug jug</p> <p>_____</p> <p>_____</p>
<p>4.</p>  <p>hug dug</p> <p>_____</p> <p>_____</p>	<p>5.</p>  <p>pug plug</p> <p>_____</p> <p>_____</p>	<p>6.</p>  <p>dug mug</p> <p>_____</p> <p>_____</p>
<p>7.</p>  <p>jug plug</p> <p>_____</p> <p>_____</p>	<p>8.</p>  <p>bug mug</p> <p>_____</p> <p>_____</p>	<p>9.</p>  <p>jug plug</p> <p>_____</p> <p>_____</p>
<p>pull You to plug. the need</p>		

Sort the words above to make a complete sentence below.

Choose words from today's lesson. Write and draw them below.

1.

Word: _____

2.

Word: _____

3.

Word: _____

4.

Word: _____

Choose words from today's lesson. Write and draw them below.

1.

Word:

2.

Word:

3.

Word:

4.

Word:

I Can Read and Match

Trace each word, then match them to the correct picture.

dug

1

a



pug

2

b



mug

3

c



plug

4

d



slug

5

e



bug

6

f



jug

7

g



hug

8

h



Draw and write a story using as many words from the right as you can!

A large rectangular box for drawing and writing a story. The box is divided into a top section for drawing and several horizontal sections for writing. Each writing section consists of a solid top line, a dashed middle line, and a solid bottom line.



bug



hug



plug



slug



jug



pug



dug



mug

Draw and write two sentences using some of the words to the right.

Two large empty rectangular boxes for drawing, each followed by three sets of handwriting lines (top solid, middle dashed, bottom solid).



bug



hug



plug



slug



jug



pug



dug



mug

Circle the correct word and write it on the line. Add a full-stop period to each sentence.

1.



bug

hug

Give me a _____

2.



hug

dug

He _____ a hole

3.



slug

pug

The _____ is happy

4.



pug

plug

Put the _____

5.



plug

mug

Put down the _____

6.



mug

jug

Fill the _____

7.




jug

bug

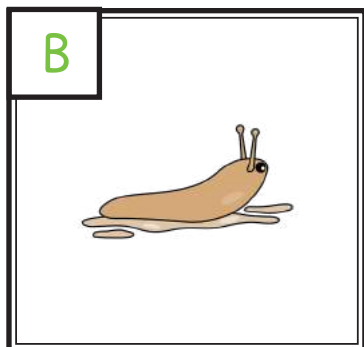

The _____ is flying

Match the pictures to their sentences by writing the correct letters in the box.




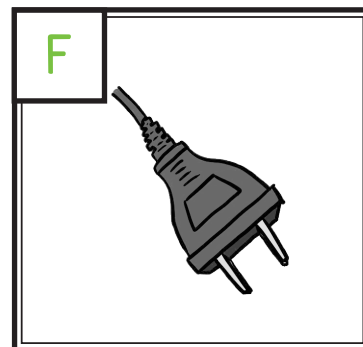
This pug likes to play.

The cable has a plug.





The bird caught a bug.

I have a slug in the garden.



She gave him a big hug.

The jug is half full.











He dug out the weeds.

My mug is full of milk.



Write a great sentence of your own on the lines below.

Use the word box to help you answer each question or statement below.

<p>1. There is a ____ on my leg.</p>  <p>_____</p>	<p>2. Fill the ____ with water.</p>  <p>_____</p>	<p>3. He ____ a deep hole.</p>  <p>_____</p>	<p>4. This ____ has a cat on it.</p>  <p>_____</p>
<p>5. I want to ____ you.</p>  <p>_____</p>	<p>6. I found a ____ in the garden.</p>  <p>_____</p>	<p>7. The ____ plays in the snow.</p>  <p>_____</p>	<p>8. ____ in the TV.</p>  <p>_____</p>

Word Box



bug



jug



dug



mug



hug



slug



pug




plug

Use words from above and write a great sentence of your own on the lines below.



Cut and paste the words on the right in alphabet order.

Cut & Paste



plug



bug



hug



dug



jug



mug



pug



Blank box for pasting the word 'plug'

Handwriting lines for the word 'plug'

Handwriting lines for the word 'plug'

Blank box for pasting the word 'bug'

Handwriting lines for the word 'bug'

Handwriting lines for the word 'bug'

Blank box for pasting the word 'hug'

Handwriting lines for the word 'hug'

Handwriting lines for the word 'hug'

Blank box for pasting the word 'dug'

Handwriting lines for the word 'dug'

Handwriting lines for the word 'dug'

Blank box for pasting the word 'jug'

Handwriting lines for the word 'jug'

Handwriting lines for the word 'jug'

Blank box for pasting the word 'mug'

Handwriting lines for the word 'mug'

Handwriting lines for the word 'mug'

Blank box for pasting the word 'pug'

Handwriting lines for the word 'pug'

Handwriting lines for the word 'pug'

Cut and paste the pictures. Then, write each word 2 times each.

hug

hug

bug

bug

mug

mug

dug

dug

slug

slug

jug

jug

pug

pug





Cut and paste the pictures. Then, write each word 2 times each.

hug

hug

bug

bug

mug

mug

dug

dug

plug

plug

jug

jug

pug

pug




Sort the words to make a great sentence on the lines below.

bug

is

my



a

on

There

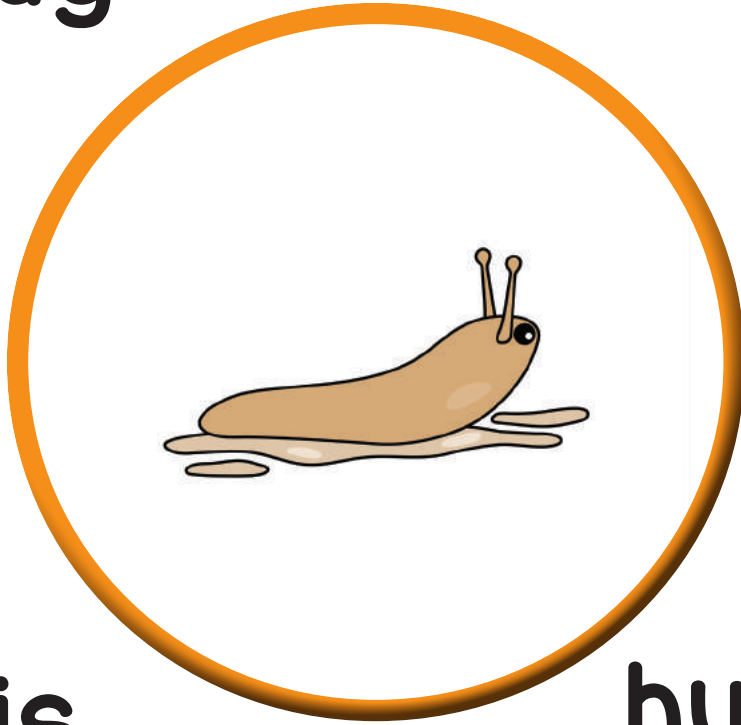
desk.

www.PhonicsGarden.com

Write a sentence of your own about the picture.

Sort the words to make a great sentence on the lines below.

slug



is

This

hungry.

www.PhonicsGarden.com

Write a sentence of your own about the picture.

Sort the words to make a great sentence on the lines below.

She


bear

a

the

gave

warm



hug.

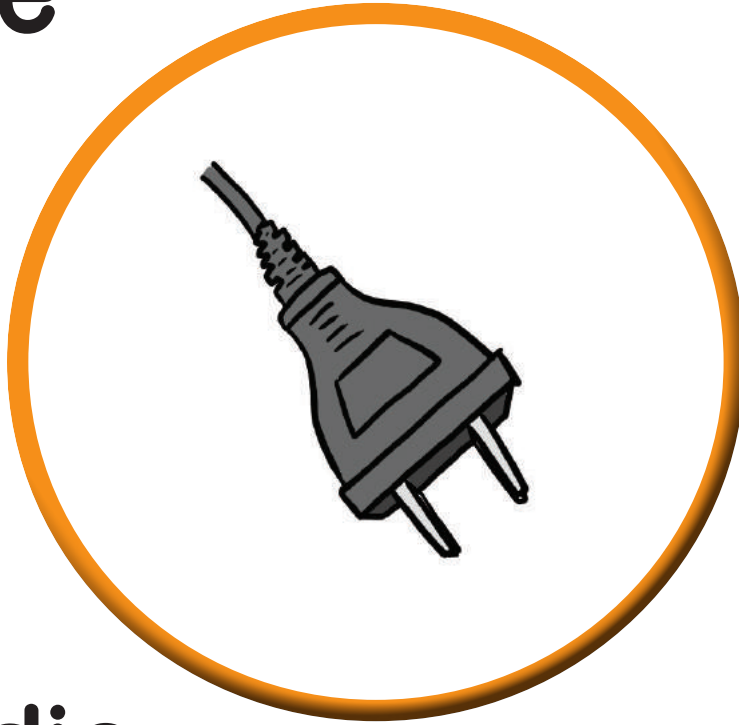
www.PhonicsGarden.com

Write a sentence of your own about the picture.

Sort the words to make a great sentence on the lines below.

the

in



radio.

Plug

www.PhonicsGarden.com

Write a sentence of your own about the picture.

Sort the words to make a great sentence on the lines below.

always

The

is



pug

hungry.

www.PhonicsGarden.com

Write a sentence of your own about the picture.

Sort the words to make a great sentence on the lines below.

mug

I



a

of

tea.

poured

www.PhonicsGarden.com


Write a sentence of your own about the picture.

Sort the words to make a great sentence on the lines below.

jug

spilled

of



I

a

water.

www.PhonicsGarden.com

Write a sentence of your own about the picture.

Sort the words to make a great sentence on the lines below.

He

in

a

dug

the



pit

yard.

www.PhonicsGarden.com

Write a sentence of your own about the picture.

I Say, Spell, Cut and Paste

ug
Word Spelling

Say, Trace, Cut & Paste, and Spell each picture word correctly.



--	--

www.PhonicsGarden.com



--	--



--	--



--	--

Trace on the inside of the letters. Then cut them out and glue them down to spell the pictures above.

m	p	ug	ug
d	j	ug	ug



ug

Word Spelling

I Say, Spell, Cut and Paste

Say, Trace, Cut & Paste, and Spell each picture word correctly.



--	--


www.PhonicsGarden.com



--	--



--	--



--	--

Trace on the inside of the letters. Then cut them out and glue them down to spell the pictures above.

pl

b

ug

ug

sl

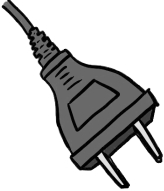








h

ug

ug



Look at each picture. Circle the correct word.

<p>1</p>  <p>bug mug plug</p>	<p>2</p>  <p>slug plug pug</p>	<p>3</p>  <p>pug hug dug</p>
<p>4</p>  <p>dug plug hug</p>	<p>5</p>  <p>bug pug slug</p>	<p>6</p>  <p>jug bug dug</p>
<p>7</p>  <p>jug pug slug</p>	<p>8</p>  <p>mug pug dug</p>	<p>9</p>  <p>plug slug dug</p>
<p>in The is yard. slug the</p>		

Sort the words above to make a great sentence below.

See, Say, and Spell - Word Family - UG

Write in the missing letters for the word family words below. How many word family /ug/ words did you find?

Write the correct letter blend to complete the words below.



___ ug



___ ut



___ ug



___ ug



___ ut



___ ug



___ ut



___ ug



___ ut



___ ug



___ ut



___ ut



___ ug



___ ut



___ ug

See, Say, and Spell - Word Family - Ug

Write the missing letters to complete the words below.

bug dug jug mug plug hug slug pug



d _____



c _____



j _____



m _____



h _____



p _____



n _____



pl _____



r _____



h _____



b _____



sh _____



sl _____



g _____



b _____

MEMORY GAME



www.PhonicsGarden.com



www.PhonicsGarden.com



www.PhonicsGarden.com




www.PhonicsGarden.com




www.PhonicsGarden.com



www.PhonicsGarden.com



www.PhonicsGarden.com








www.PhonicsGarden.com



www.PhonicsGarden.com

MEMORY GAME



MEMORY GAME



bug

www.PhonicsGarden.com

bug

www.PhonicsGarden.com

slug

www.PhonicsGarden.com

slug

www.PhonicsGarden.com

hug

www.PhonicsGarden.com

hug

www.PhonicsGarden.com

plug

www.PhonicsGarden.com

plug

www.PhonicsGarden.com

pug

www.PhonicsGarden.com

MEMORY GAME



pug

www.PhonicsGarden.com

mug

www.PhonicsGarden.com

mug

www.PhonicsGarden.com

jug

www.PhonicsGarden.com

jug

www.PhonicsGarden.com

dug

www.PhonicsGarden.com

dug

www.PhonicsGarden.com

www.PhonicsGarden.com

www.PhonicsGarden.com

FLASH CARDS



bug

www.PhonicsGarden.com



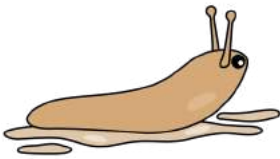
bug

www.PhonicsGarden.com



slug

www.PhonicsGarden.com



slug

www.PhonicsGarden.com




hug

www.PhonicsGarden.com




hug

www.PhonicsGarden.com



plug

www.PhonicsGarden.com



plug

www.PhonicsGarden.com



pug

www.PhonicsGarden.com

FLASH CARDS



pug

www.PhonicsGarden.com



mug

www.PhonicsGarden.com



mug

www.PhonicsGarden.com



jug

www.PhonicsGarden.com



jug

www.PhonicsGarden.com



dug

www.PhonicsGarden.com



dug

www.PhonicsGarden.com

www.PhonicsGarden.com

www.PhonicsGarden.com