











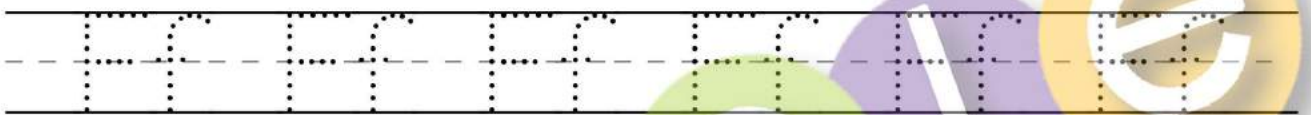
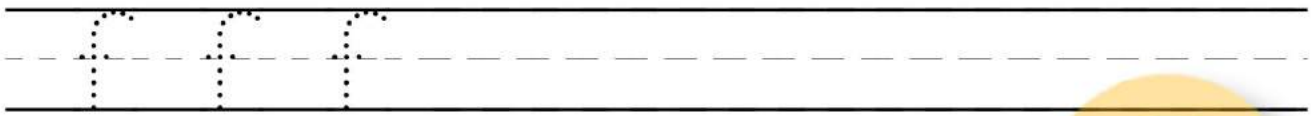
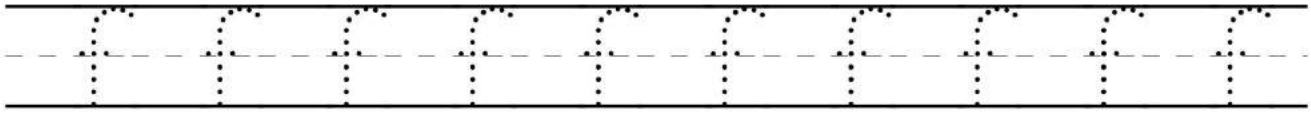




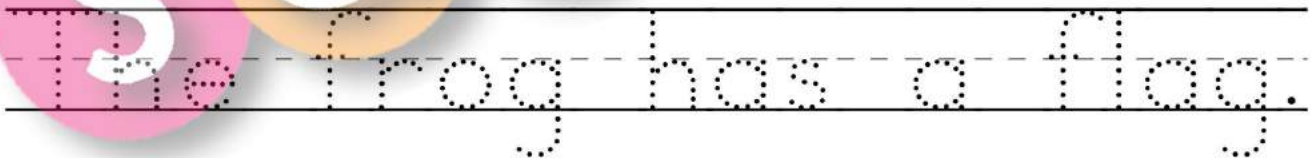
Write the missing letter to complete each word below.

1  _____ - o x - _____	2  _____ - f r o - _____	3  _____ - i r e - _____
4  _____ - f n - _____	5  _____ - e a t h e r - _____	6  _____ - i s h - _____
7  _____ - f n - _____	8  _____ - l o w e r - _____	9  _____ - f l a g - _____
10  _____ - i r e m a n - _____	11  _____ - f o o t - _____	12  _____ - e l - _____

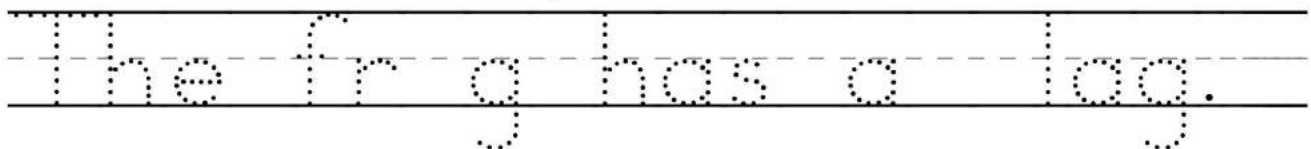
Trace and write.



Trace and write. Rewrite the sentence below



Trace and write. Fill in the missing letter. Rewrite the sentence below





Trace each word, then match them to the correct picture.



1. foot

2. flower

3. elf

4. fork

5. fruit

6. fire

7. finger

8. fox

Choose a word from above and make a great sentence below!



Trace each word, then match them to the correct picture.

fireman 1

flag 2

fence 3

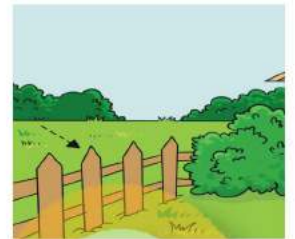
funny 4

fan 5

fish 6

fin 7




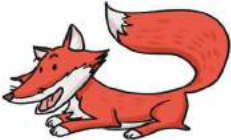
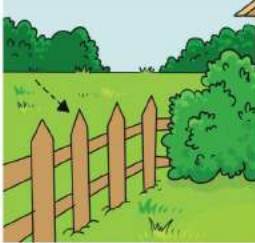




flush 8



Choose a word from above and make a great sentence below!












Fill in the missing letter and write the word to match the picture above..

<p>1</p>  <p>_____</p> <p>_____</p> <p>_____</p> <p>_____</p>	<p>2</p>  <p>_____</p> <p>_____</p> <p>_____</p> <p>_____</p>	<p>3</p>  <p>_____</p> <p>_____</p> <p>_____</p> <p>_____</p>	
<p>4</p>  <p>_____</p> <p>_____</p> <p>_____</p> <p>_____</p>	<p>5</p>  <p>_____</p> <p>_____</p> <p>_____</p> <p>_____</p>	<p>6</p>  <p>_____</p> <p>_____</p> <p>_____</p> <p>_____</p>	
<p>7</p>  <p>_____</p> <p>_____</p> <p>_____</p> <p>_____</p>	<p>8</p>  <p>_____</p> <p>_____</p> <p>_____</p> <p>_____</p>	<p>9</p>  <p>_____</p> <p>_____</p> <p>_____</p> <p>_____</p>	
<p>fin. fish big The a has</p>			

Sort the words above to make a complete sentence below.

Circle the correct word and write it on the line.

<p>1</p>  <p>fire vire</p> <p>_____</p> <p>-----</p> <p>_____</p>	<p>2</p>  <p>flip vlip</p> <p>_____</p> <p>-----</p> <p>_____</p>	<p>3</p>  <p>fit fat</p> <p>_____</p> <p>-----</p> <p>_____</p>
<p>4</p>  <p>flower flour</p> <p>_____</p> <p>-----</p> <p>_____</p>	<p>5</p>  <p>funny fanny</p> <p>_____</p> <p>-----</p> <p>_____</p>	<p>6</p>  <p>fin fim</p> <p>_____</p> <p>-----</p> <p>_____</p>
<p>7</p>  <p>feather weather</p> <p>_____</p> <p>-----</p> <p>_____</p>	<p>8</p>  <p>fish fich</p> <p>_____</p> <p>-----</p> <p>_____</p>	<p>9</p> 
<p>frog a The has flag. happy</p>		

Sort the words above to make a complete sentence below.

Draw a line to match the letters. Then spell the picture word correctly two times.



1. h i t
f a n



2. z o p
f i x



3. e g t
k l f



4. h k g
f a n



5. f u g
b i p



6. f a m
v e t












7. v l d
f o y



8. f i d
v o t

Circle the beginning sound and write the word correctly on the line.

<p>1</p>  <p>f s</p> <p>_____</p> <p>_____</p> <p>_____</p>	<p>2</p>  <p>l f</p> <p>_____</p> <p>_____</p> <p>_____</p>	<p>3</p>  <p>f r fl</p> <p>_____</p> <p>_____</p> <p>_____</p>	
<p>4</p>  <p>f r fl</p> <p>_____</p> <p>_____</p> <p>_____</p>	<p>5</p>  <p>f v l</p> <p>_____</p> <p>_____</p> <p>_____</p>	<p>6</p>  <p>f l</p> <p>_____</p> <p>_____</p> <p>_____</p>	
<p>7</p>  <p>f s x</p> <p>_____</p> <p>_____</p> <p>_____</p>	<p>8</p>  <p>h r</p> <p>_____</p> <p>_____</p> <p>_____</p>	<p>9</p>  <p>_____</p> <p>_____</p> <p>_____</p>	
<p>a with The frog eats fork. a fly</p>			

Sort the words above to make a complete sentence below.

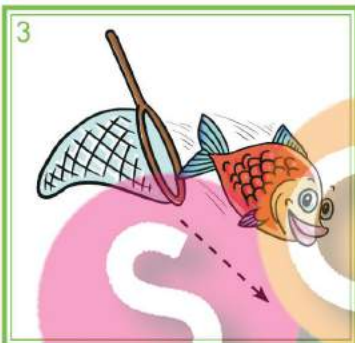
Color in the letter with the sentence that matches the picture to its left.



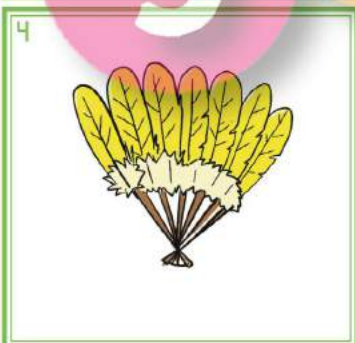
- A The fox is on the bin.
- B The fox fell off the bin.
- C The fox is the bin.




- A The fox runs with a fish.
- B The fish runs on fox.
- C The fish and fox sit.



- A The fish is in the net.
- B The net is under the fish.
- C The fish fell out of the net.




- A The fan is made of feathers.
- B The feather is up the fan.
- C The fan is not a fan.



- A The flower is big and red.
- B It is not a flower.
- C The flower is wet.


Say each picture word out loud. Listen to the sounds within the word.
Do you hear the letter sound /f/ at the beginning, middle or end?
Write the letter where you hear the sound.

1




f ○ ○

2




○ ○ ○

3




○ ○ ○

4



○ ○ ○

5



○ ○ ○

6



○ ○ ○

7




○ ○ ○

8




○ ○ ○

9




○ ○ ○

10



○ ○ ○

11



○ ○ ○

12

4

○ ○ ○

13




○ ○ ○

14



○ ○ ○




15



○ ○ ○



















Look at the pictures and the letters. What letters are missing?
Write in the missing letters in the circles provided.
Then write the word two more times on the line.

1	b		d		_____	_____
2	f		g		_____	_____
3	b		w		_____	_____
4	s		p		_____	_____
5	f		y		_____	_____
6	n		t		_____	_____
7	f		n		_____	_____
8	f		rk		_____	_____

Look at the pictures and the letters. What letters are missing?
Write in the missing letters in the circles provided.
Then write the word two more times on the line.

1	<input type="text"/> u n		_____	_____
2	<input type="text"/> p e		_____	_____
3	<input type="text"/> i t		_____	_____
4	<input type="text"/> u g		_____	_____
5	<input type="text"/> o x		_____	_____
6	<input type="text"/> e t		_____	_____
7	<input type="text"/> a r		_____	_____
8	<input type="text"/> o ur	4	_____	_____

Look at the pictures and the letters. What letters are missing?
Write in the missing letters in the circles provided.
Then write the word two more times on the line.

1	b o 		_____	_____
2	tr e 		_____	_____
3	c o 		_____	_____
4	a i 		_____	_____
5	p s e 		_____	_____
6	c o 		_____	_____
7	e l 		_____	_____
8	e m 		_____	_____

Look at the pictures and letters below. Circle the word within the line of letters.

flag

feather

fence

fruit

funny

fireman

flush

flower

foot

fire

finger

fox

fan

fin

fish

fork

fog

fat

frog


flip

1 
adflagishdinads

2 
skdcnsifanpksnas

3 
akshdgwesfinkas


4 
asdjewdskforkat

5 
seefatkbrfihefhd

6 
asdsfогuradbeah


7 
aehstrafingerwb


8 
asdgsdfroghsdks

9 
asdwflushdsunak

10 
njfswanflipjhsdfg

11 
asdsingkaaskfoxd


12 
jhaasdadvfishpi

13 
soaflowerdkjasdk

14 
afiremanworsou

15 
abasfruitbdbuso


16 
adsafencenwich

17 
dhadhgiuystarksj

18 
jsbfeatherjsnow

19 
aksfirejdhsawskjd

20 
bfootailboatajsg



Look at the pictures and letters below.
Circle the word within the line of letters.
Draw a line to its matching picture.

1-3

- rsdfvflpdsun
- aasfriendllsito
- adflapwdshdis



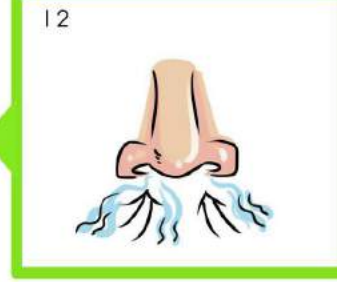
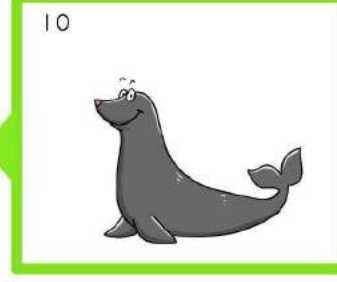
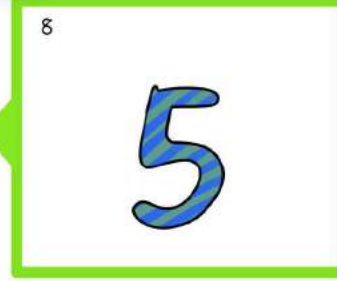
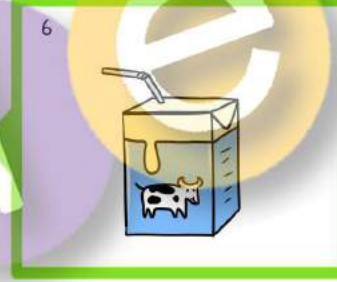
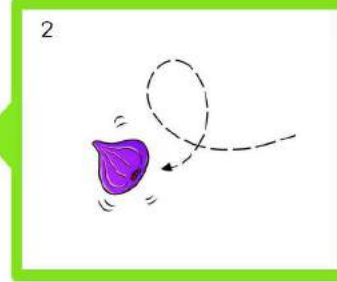
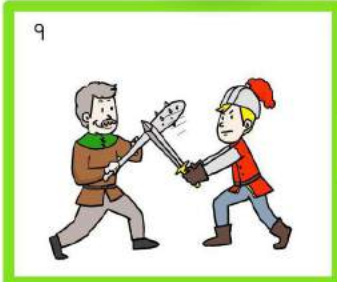
4-6

- adpitosdshdis
- dwsodfallanta
- osdsmilkledshd












7-9

- osbusrfivedsh
- adwosweetsdi
- dshtagfightkjh



































Beginning Sound

Circle the pictures in each row that have the same beginning sound as the letter in the box.

<p>f</p> <p>1</p>				
<p>b</p> <p>2</p>				
<p>g</p> <p>3</p>				
<p>a</p> <p>4</p>				
<p>m</p> <p>5</p>				
<p>h</p> <p>6</p>				
<p>j</p> <p>7</p>				
<p>n</p> <p>8</p>				


Ending Sounds

Circle the pictures in each row that have the same ending sound as the letter in the box.

<p>f</p> <p>1</p>				
<p>p</p> <p>2</p>				
<p>t</p> <p>3</p>				
<p>x</p> <p>4</p>				
<p>k</p> <p>5</p>				
<p>w</p> <p>6</p>				
<p>e</p> <p>7</p>				
<p>m</p> <p>8</p>				

Cut out the pictures below and match them to their beginning sound.

1	f	
2	r	
3	m	
4	y	
5	s	
6	h	












Make your own worksheet below by drawing pictures
and writing words to match each picture.
Have your friends draw lines to match your words to your pictures.







Draw a line to match the correct letter patterns to create the word that matches the picture.
Then write the word on the line provided.

<p>f a k k e n</p>  <p>_____</p> <p>fan</p>	<p>c o t s a d</p>  <p>_____</p>
<p>f i t g w g</p>  <p>_____</p>	<p>n u o l s a i</p>  <p>_____</p>
<p>f e y a l t</p>  <p>_____</p>	<p>s o t c u r</p>  <p>_____</p>
<p>f u l s o u</p>  <p>_____</p>	<p>f w e a c l i</p>  <p>_____</p>
<p>f e p b i d</p>  <p>_____</p>	<p>f l m e s g r i</p>  <p>_____</p>
<p>f l p r i k</p>  <p>_____</p>	<p>f e u r l o o</p>  <p>_____</p>













Look at the picture and write the missing letters to spell the correct vocabulary word.

<p>1</p>  <p>f _ x</p>	<p>2</p>  <p>fr _ g</p>	<p>3</p>  <p>f _ re</p>
<p>4</p>  <p>f _ n</p>	<p>5</p>  <p>feathr _</p>	<p>6</p>  <p>f _ ower</p>
<p>7</p>  <p>firem _ n</p>	<p>8</p>  <p>fo _ k</p>	<p>9</p>  <p>finger</p>

Draw lines to match the word to its picture.

	<p>funny</p>	<p>flush</p>	
	<p>fence</p>	<p>foot</p>	
	<p>fruit</p>	<p>flip</p>	

Look at the picture and circle the word that spells the correct vocabulary word.

	<p>fit fart fat</p>		<p>fox box ox</p>
	<p>fan fin fun</p>		<p>fear fire four</p>
	<p>flop flap flag</p>		<p>elf egg left</p>
	<p>frog frock flan</p>		<p>fruit true freeze</p>
	<p>flap flip lip</p>		<p>fringe finger fin</p>
	<p>fly fyl lyf</p>		<p>fat pit fit</p>

Look at the pictures. Match the number of the picture to the word.
Write the pictures number in the box beside the word.

foot	2
frog	
fan	
fire	
funny	
finger	
fruit	
fox	
fence	
fly	
flower	
fork	

1



2



3



4



5



6



7




8



9



10



11



12



The log is on _____.

A _____ lives in a forest.


A hippo looks _____ in a wig.

I can jump over the _____.

I like eating _____.

Fill in the crossword puzzle using the picture clues below to help you.

Write words across, from left to right →. Write words down, from top to bottom ↓.



Down

Across


1.	4.
2.	5.
3.	6.

fire
fin
fruit
fireman
fence
funny

flower
finger
flush
feather
flag
fox

1.	5.
2.	6.
3.	7.

Complete the maze. Follow the vocabulary words that start with /f/ and are spelled correctly.



Match the words from the box to the shapes below, then find out the mystery word and write it.

fox

fireman

feather

funny

frog

fish

elf


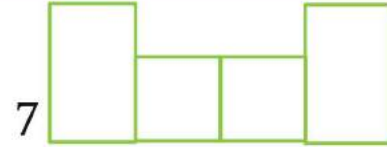
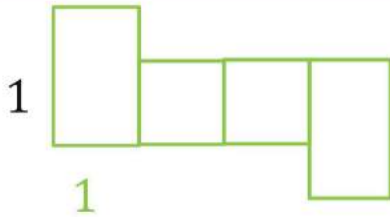
foot

flip

flower

fruit

fat



Mystery Word

1	2	3	4	5

Look at the sentence and exchange the picture for a word.

funny

fit

five

fish


fireman

1. My brother is 5 years old.

2. The pig is wearing a  wig.

3.  live in the water.

4. My dad is  and handsome.

5. I want to become a .

Use vocabulary words from the box to complete the sentences below.

fan

fruit

fly

fox

fence

fish

funny

frog

1. It is very hot, I need a _____.
2. A _____ has friends in the forest.
3. The _____ is green.
4. Kiwi, apple and banana are _____.
5. I can _____ a jet.
6. A gorilla is wearing a _____ dress.
7. There are many _____ in the sea.
8. Ken is sitting on the _____.

9. Write a sentence of your own using one of the vocabulary words from above.

Look at the picture and write the missing letters to spell the correct vocabulary word.


fl

ag



fl

ush



flush

foo

ox




f

uit




fr

t



fro

f




el

er




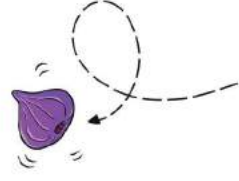










flow

g



Use words from above to write interesting sentences below.

Look at the pictures and words. Which words are spelled correctly?
Circle the word that is spelled correctly.
Then write it on the line.

 <p>fork frock</p> <p>_____</p> <p>-----</p> <p>_____</p>	<p>flip flap</p> <p>_____</p> <p>-----</p> <p>_____</p> 
 <p>dish fish</p> <p>_____</p> <p>-----</p> <p>_____</p>	<p>fit fat</p> <p>_____</p> <p>-----</p> <p>_____</p> 
 <p>dense fence</p> <p>_____</p> <p>-----</p> <p>_____</p>	<p>linger finger</p> <p>_____</p> <p>-----</p> <p>_____</p> 
 <p>fireman foreman</p> <p>_____</p> <p>-----</p> <p>_____</p>	<p>fanny funny</p> <p>_____</p> <p>-----</p> <p>_____</p> 
 <p>fan fad</p> <p>_____</p> <p>-----</p> <p>_____</p>	<p>fog frog</p> <p>_____</p> <p>-----</p> <p>_____</p> 
 <p>fit fat</p> <p>_____</p> <p>-----</p> <p>_____</p>	<p>fly fry</p> <p>_____</p> <p>-----</p> <p>_____</p> 

Unscramble the words below. Circle the words in the box that you unscramble below.

fin

finger

fire

seal

foot

fish

flower

spider

fox

flag

snow

1

nif

2

reif

3

ngrief

4

wforle

5

shfi

6

ofot













7

lgaf

8

xfo

Draw a line to match the correct letter patterns to create the word that matches the picture.
Then write the word on the line provided.

<p>1</p> <p>f la t</p> <p>g e g</p>  <p>_____</p> <p>flag</p>	<p>2</p> <p>y l y</p> <p>f a f</p>  <p>_____</p>
<p>3</p> <p>f e e</p> <p>fi r le</p>  <p>_____</p>	<p>4</p> <p>f ea r er</p> <p>af a th</p>  <p>_____</p>
<p>5</p> <p>e l m</p> <p>f ai f</p>  <p>_____</p>	<p>6</p> <p>f y sh</p> <p>k i ch</p>  <p>_____</p>
<p>7</p> <p>wa i on</p> <p>f r n</p>  <p>_____</p>	<p>8</p> <p>fl u ge r</p> <p>f in ng</p>  <p>_____</p>
<p>9</p> <p>f aw e</p> <p>r a n</p>  <p>_____</p>	<p>10</p> <p>y ow je s</p> <p>fl o er</p>  <p>_____</p>
<p>11</p> <p>fa o k</p> <p>f or ng</p>  <p>_____</p>	<p>12</p> <p>f a nn y</p> <p>t u nt</p>  <p>_____</p>

Look at the scrambled words. Unscramble the letters to write the words correctly. Then match the word to its picture.

1. xfo

fox

2. itf

3. tofo

4. itrusf

5. fhsul

6. orfg

7. lpif

8. lwoerf

9. lyf

10. nceef



Sample

Cut out the letters below. How many vocabulary-words that you have learned can you spell?
Glue the letters down to spell as many words as you can.

www.PhonicsGarden.com

© JD. Flowers 2015









s t g e f

e f u a i n f x f

c i r n f u y l e

f n l t a o r f y

Cut out the letters below. How many sight-words that you have learned can you spell?
Glue the letters down to spell as many words as you can.

✂

f	o	r	l	f	l	e	w	n
u	f	n	e	r	i	f	g	e
f	i	g	f	o	r	n	y	n

Look at the scrambled words. Unscramble the letters to write the words correctly. Then match the word to its picture.



fl nc e

fe u sh

fea or ers

e th f

f l k

fr s h

fi u g

fl ro it

f m g

fire a an

flush

