


# Spin and Spell

Spin the spinner. Spell and write the **a** word.



rat    hat    pan

man    sap    tap

_____
-----
_____
-----
_____
-----
_____
-----
_____
-----

_____
-----
_____
-----
_____
-----
_____
-----
_____
-----

Which **a** word did you spin on and write the most? Write it again here!

\_\_\_\_\_

-----

\_\_\_\_\_

Spin a picture. Read the word.

Write the word in the matching letter boxes.

Place a check mark next to the word after it is written.

rat


tap

hat

sap

man

pan



Hint: Use a paperclip as your spinner.

--	--	--

--	--	--

--	--	--


--	--	--

--	--	--

--	--	--

# Spin and Build

# a



Spin a picture.  
Cut and paste the letters to build  
the matching words.



--	--	--



--	--	--



--	--	--



--	--	--



--	--	--



--	--	--

Write your words on the lines.

_____	_____	_____
-----	-----	-----
_____	_____	_____
-----	-----	-----
_____	_____	_____

rat

hat

pan

man

sap

tap

a	a	a	r	h	p	m	s	t
a	a	a	p	t	t	n	n	p





Hint: Use a paperclip as your spinner.

Set One

Spin, Color, and Win!

Each player takes a turn to spin a picture and color the matching word.  
First player to color all words wins the game.



a



player 1

player 2

rat	man	hat	rat	hat
hat	rat	rat	sap	rat
hat	hat	hat	sap	rat
rat	sap	rat	rat	hat
rat	pan	pan	pan	rat

tap	hat	tap	hat	tap
pan	pan	pan	pan	pan
man	man	man	man	man
tap	tap	tap	tap	tap
pan	pan	pan	pan	pan




**Set Two**

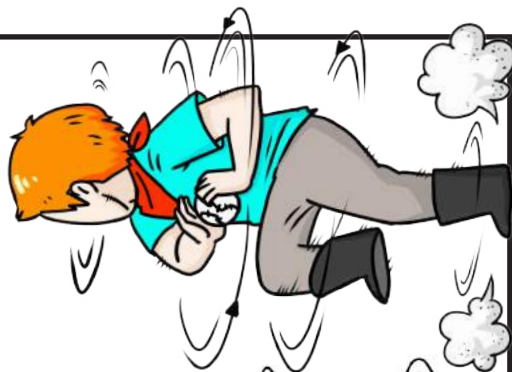
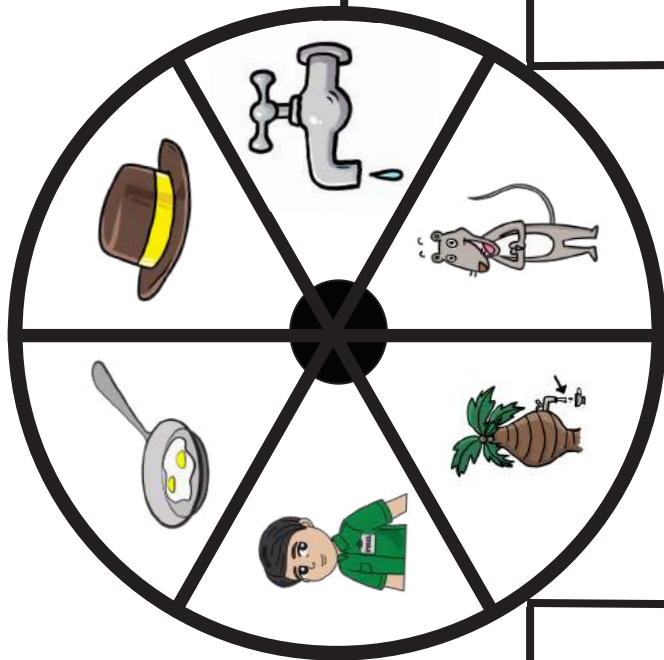
**Spin, Color, and Win!**

Each player takes a turn to spin a picture and color the matching word.

First player to color all words wins the game.



**a**



**player 1**

**player 2**

pan	tap	sad
fan	sad	tap
man	rat	fan
fan	fan	tap
tap	tap	sad

pan	pan
tap	tap
tap	tap
rat	rat

man	man
man	man
pan	pan
man	man

pan	pan	sad
tap	man	fan
fan	tap	sad
tap	fan	man
sad	sad	sad

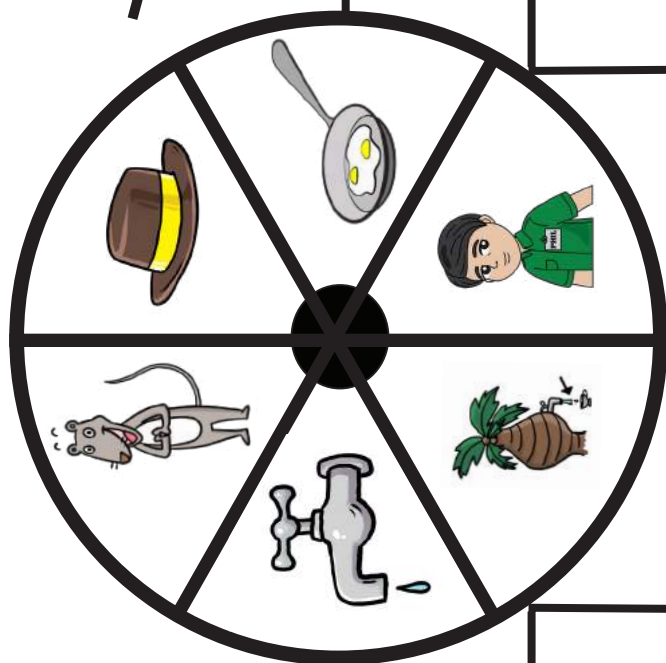
# Spin, Color, and Win!

Make Your Own: #1

Each player takes a turn to spin a picture and color the matching word.  
First player to color all words wins the game.



player 1



player 2





# Make Your Own: #2

# Spin, Color, and Win!

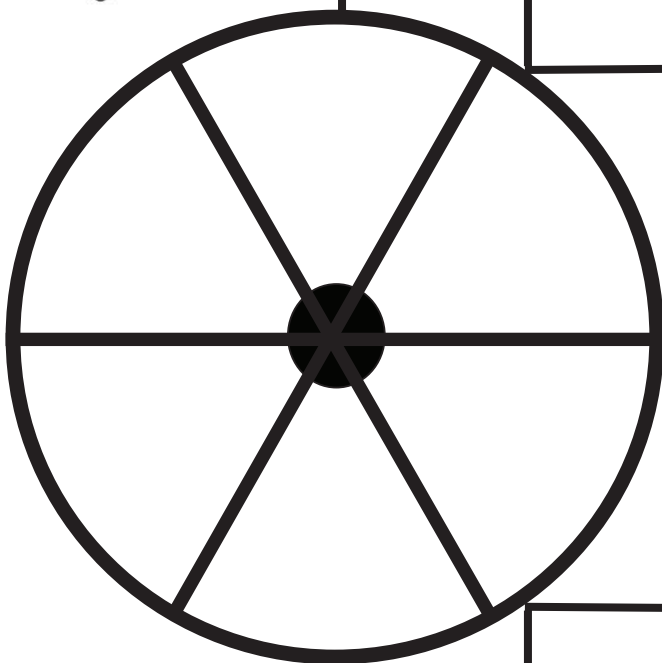
Each player takes a turn to spin a picture and color the matching word.  
First player to color all words wins the game.



player 1



player 2








rat




tap

hat




sap

man



pan

fan



sad






h at



www.PhonicsGarden.com

p an




www.PhonicsGarden.com

m an



www.PhonicsGarden.com

s ap




www.PhonicsGarden.com

s ad



www.PhonicsGarden.com

f an



www.PhonicsGarden.com

r at



www.PhonicsGarden.com

t ap



www.PhonicsGarden.com

Draw and write your own word puzzles on this page.



	<a href="http://www.PhonicsGarden.com">www.PhonicsGarden.com</a>

	<a href="http://www.PhonicsGarden.com">www.PhonicsGarden.com</a>

	<a href="http://www.PhonicsGarden.com">www.PhonicsGarden.com</a>

	<a href="http://www.PhonicsGarden.com">www.PhonicsGarden.com</a>

Draw and write your own word puzzles on this page.



	<a href="http://www.PhonicsGarden.com">www.PhonicsGarden.com</a>



	<a href="http://www.PhonicsGarden.com">www.PhonicsGarden.com</a>

	<a href="http://www.PhonicsGarden.com">www.PhonicsGarden.com</a>

	<a href="http://www.PhonicsGarden.com">www.PhonicsGarden.com</a>

Add the missing letters.

Write the words on the lines below.

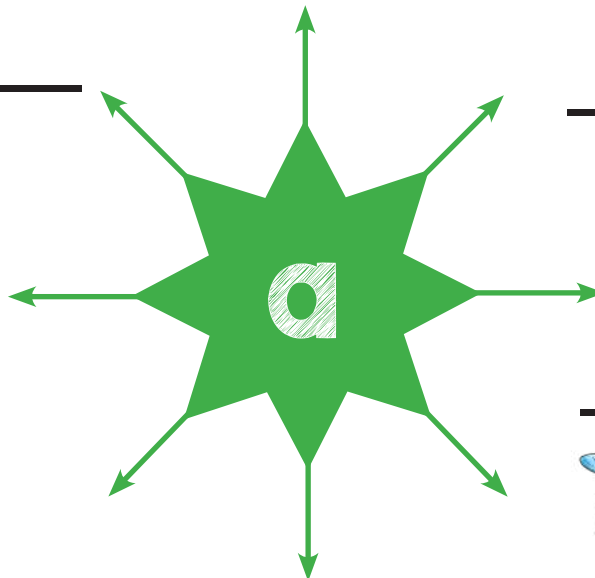
Word Spelling



\_\_\_\_\_ a \_\_\_\_\_

\_\_\_\_\_ a \_\_\_\_\_

\_\_\_\_\_ a \_\_\_\_\_



\_\_\_\_\_ a \_\_\_\_\_

\_\_\_\_\_ a \_\_\_\_\_



\_\_\_\_\_ a \_\_\_\_\_



\_\_\_\_\_ a \_\_\_\_\_

\_\_\_\_\_ a \_\_\_\_\_

1. rat

5. \_\_\_\_\_

2. \_\_\_\_\_

6. \_\_\_\_\_

3. \_\_\_\_\_

7. \_\_\_\_\_

4. \_\_\_\_\_

8. \_\_\_\_\_

Choose one or two words from above and make a great sentence below.

\_\_\_\_\_

\_\_\_\_\_

\_\_\_\_\_

\_\_\_\_\_

\_\_\_\_\_



Add the missing letters.

Write the words on  
the lines below.

Word Spelling



r \_ t



h \_ t



s \_ p



t \_ p



s \_ d



m \_ n



f \_ n



p \_ n

1. rat \_\_\_\_\_

5. \_\_\_\_\_

2. \_\_\_\_\_

6. \_\_\_\_\_

3. \_\_\_\_\_

7. \_\_\_\_\_

4. \_\_\_\_\_

8. \_\_\_\_\_

Choose one or two words from above and make a great sentence below.

\_\_\_\_\_

\_\_\_\_\_

\_\_\_\_\_

\_\_\_\_\_

\_\_\_\_\_

After you have finished assembling your word wheel, practice writing each word as you spin the wheel. Spin, read, and write your new words!

Write each word on your word-wheel 2 times each.

Blank handwriting practice box with four lines (top, dashed, middle, bottom).

Blank handwriting practice box with four lines (top, dashed, middle, bottom).

Blank handwriting practice box with four lines (top, dashed, middle, bottom).

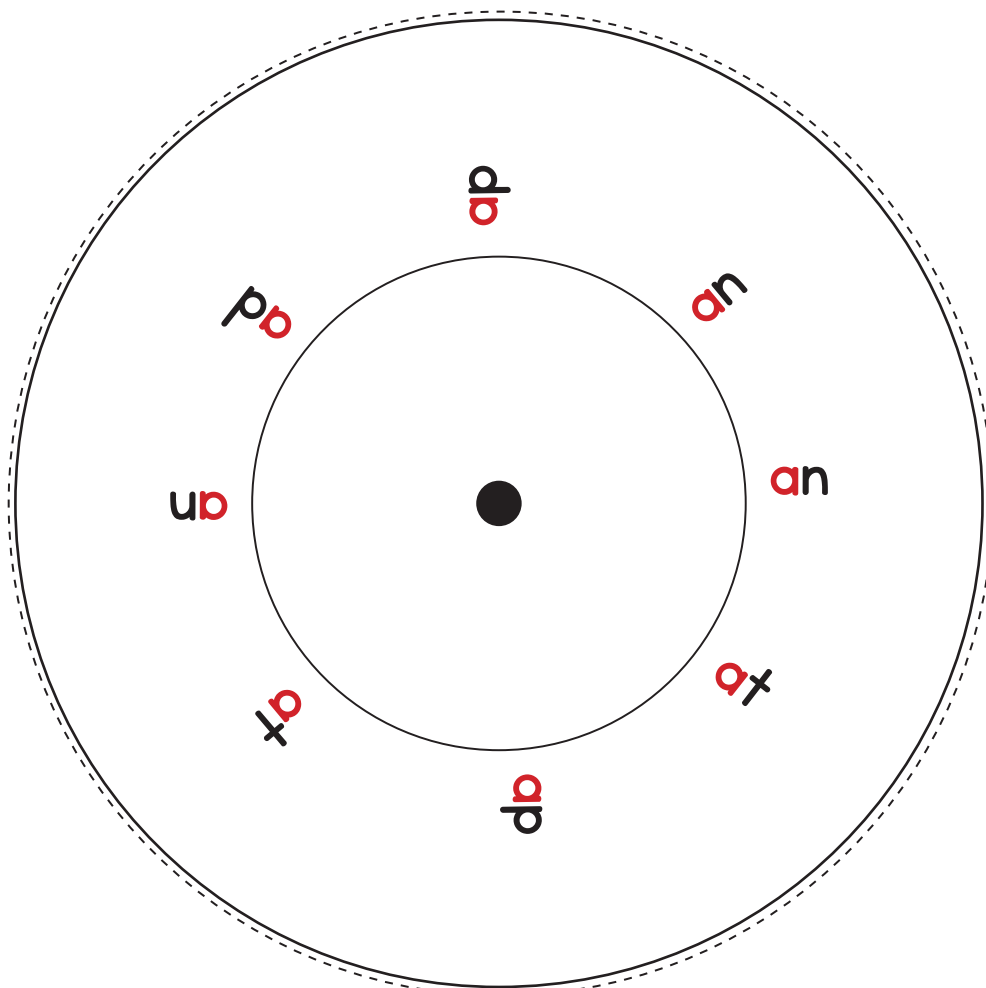
Blank handwriting practice box with four lines (top, dashed, middle, bottom).

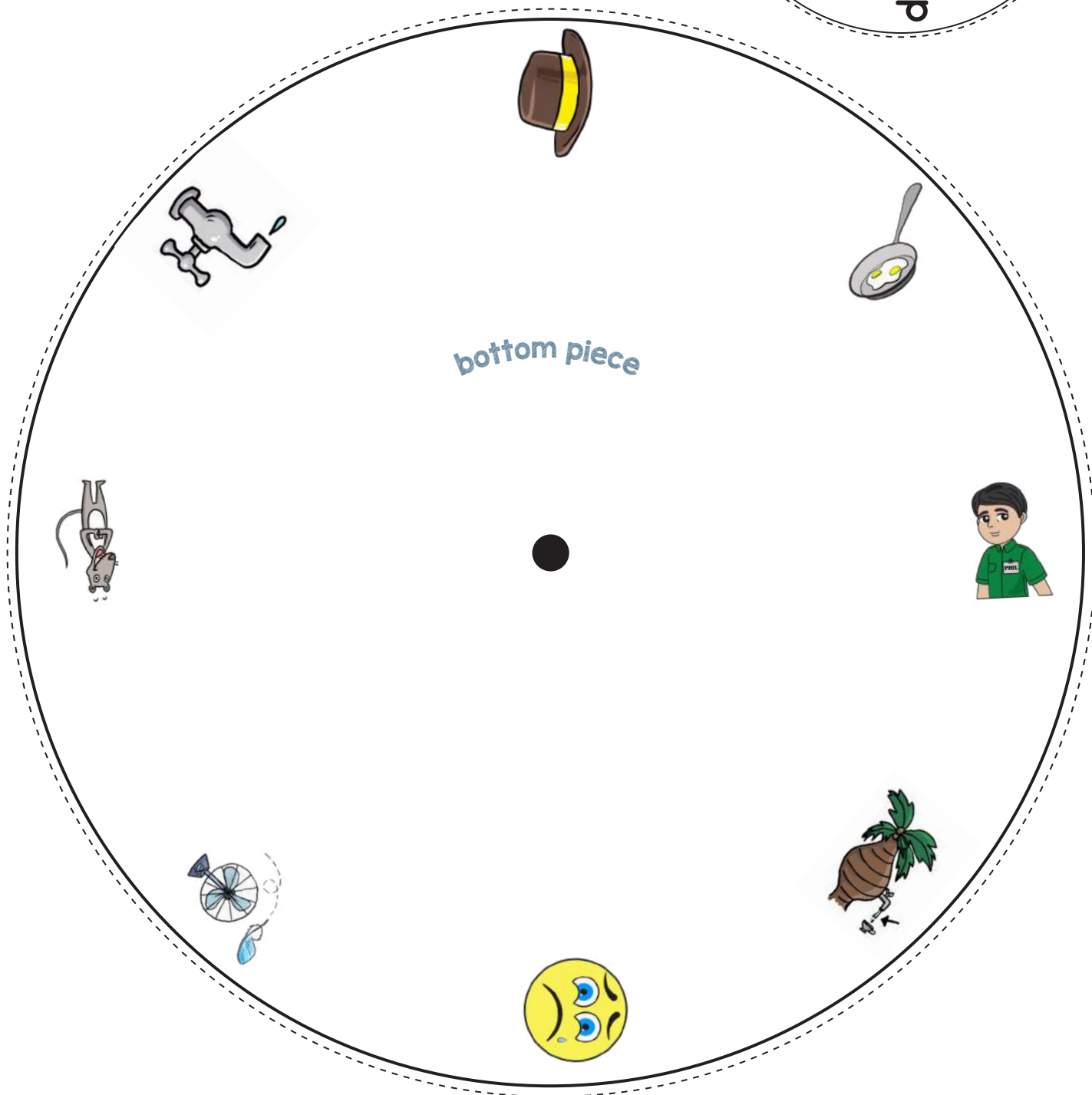
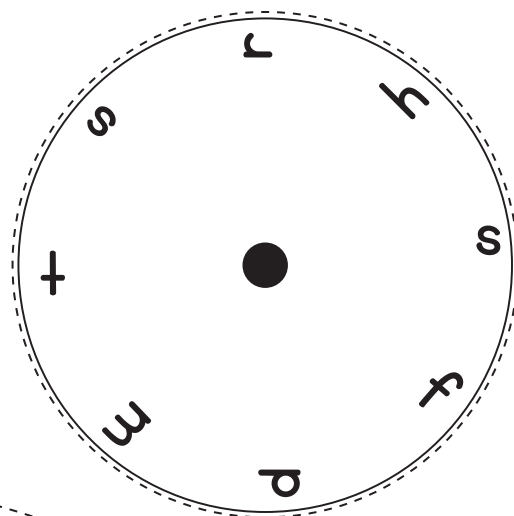
Blank handwriting practice box with four lines (top, dashed, middle, bottom).

Blank handwriting practice box with four lines (top, dashed, middle, bottom).

Blank handwriting practice box with four lines (top, dashed, middle, bottom).

Blank handwriting practice box with four lines (top, dashed, middle, bottom).









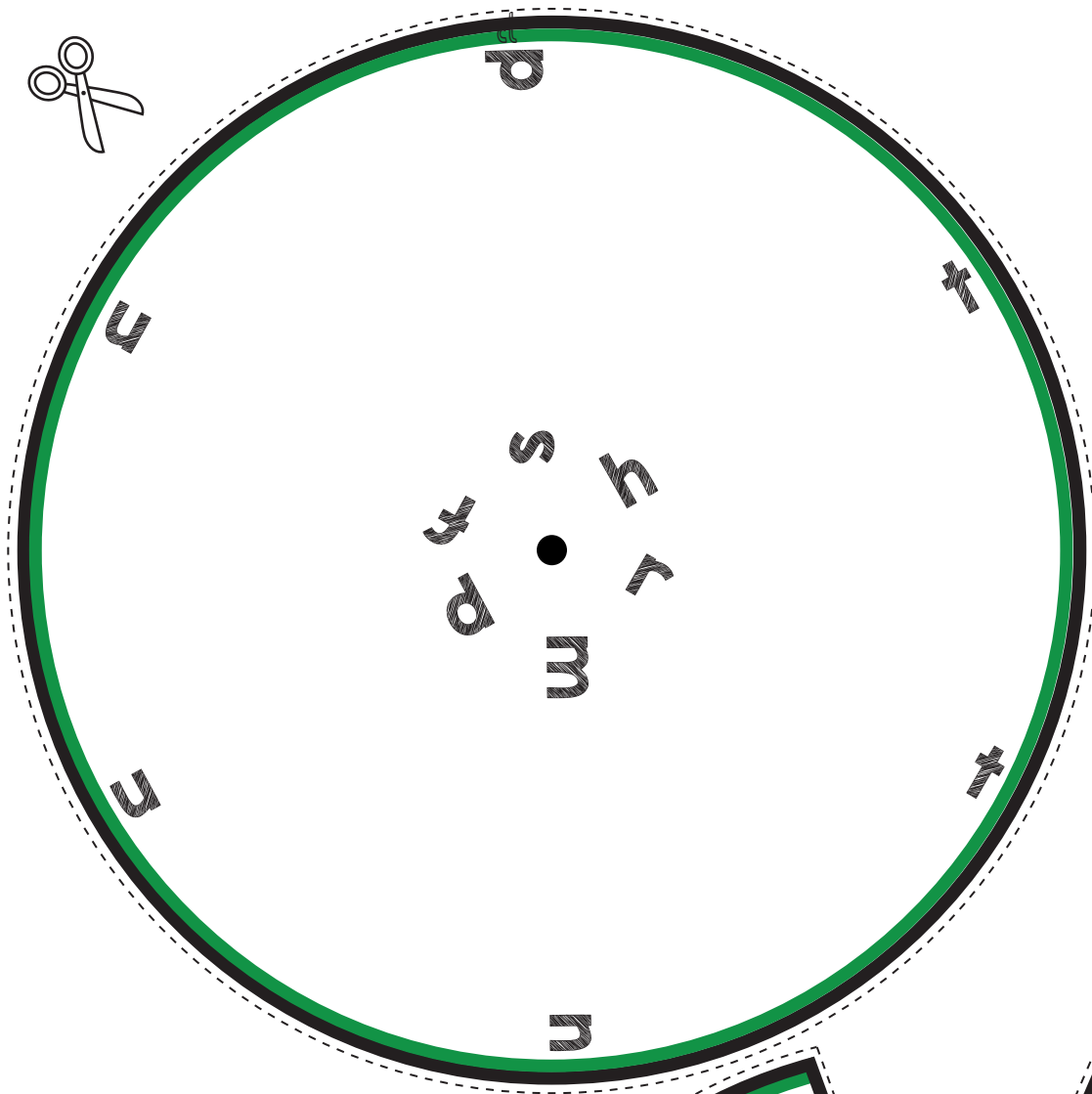
# SPINNER a Reading Wheel

www.PhonicsGarden.com



A circular reading wheel divided into six segments, each containing a phonics word and a corresponding illustration. The words are written in a dashed, dotted font for tracing. The segments are: 1. "man" with an illustration of a man in a green shirt; 2. "pan" with an illustration of a frying pan with an egg; 3. "dip" with an illustration of a dipping fork; 4. "tap" with an illustration of a water tap; 5. "rat" with an illustration of a grey rat; 6. "hat" with an illustration of a brown hat with a yellow band.






## Directions

Step 1:  
Print the word  
wheel on card stock  
paper for best results.

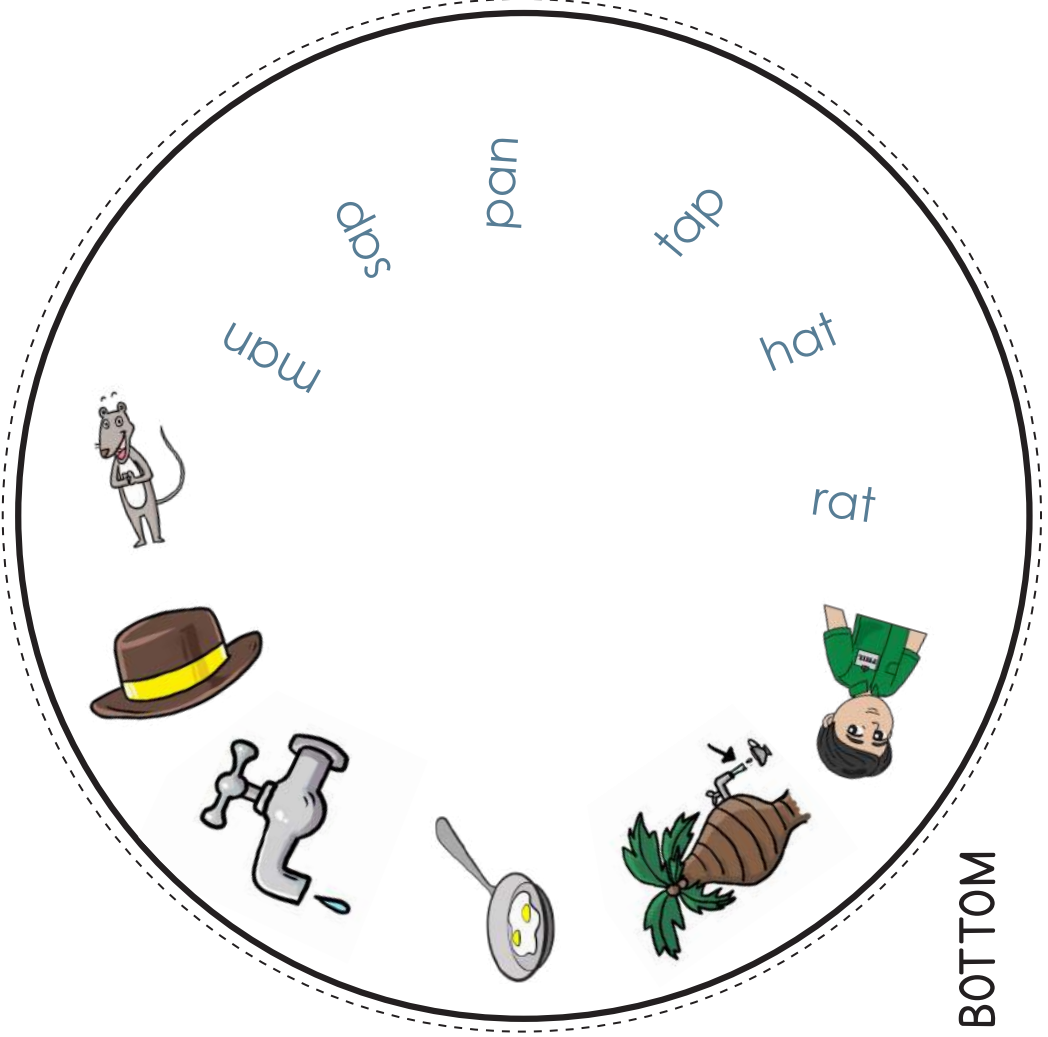
Step 2: Attach the  
front to the back with  
a brass paper  
fastener, paperclip,  
or another fastening  
object.

Step 3: Have your  
students spin the  
wheel to make and  
read the words.

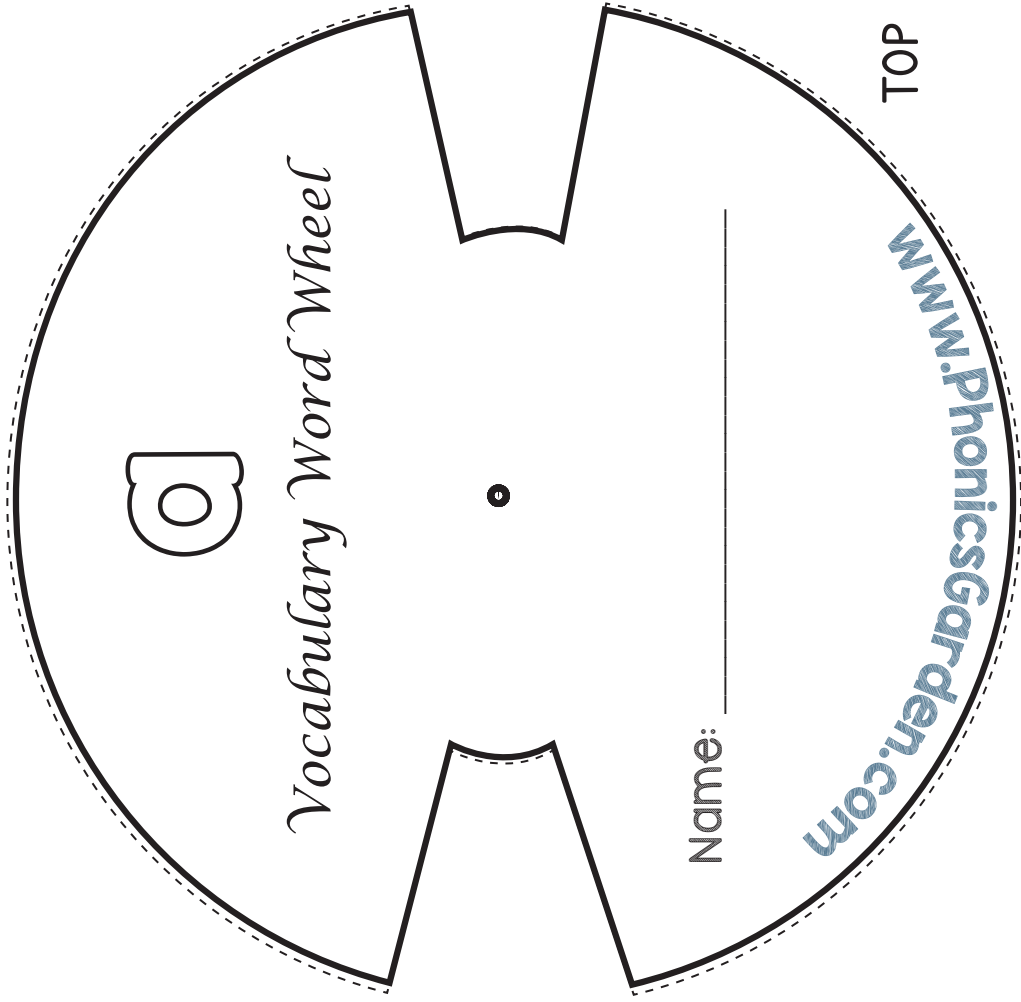


# Word Wheel

This Word Wheel will help your students practice reading.  
Moving the wheel will match the word with the picture clue.



BOTTOM



## Instructions

1. Copy on to the white card stock
2. Cut out the two shapes on the dotted lines.
3. Place TOP wheel on the TOP of the BOTTOM wheel.
4. Insert split pin in the center.
5. Have students spin and read.

Cut out the words and pictures. Paste them down where they belong matching each word and picture.

a

e





rat

hat

pet

hen



man

tap


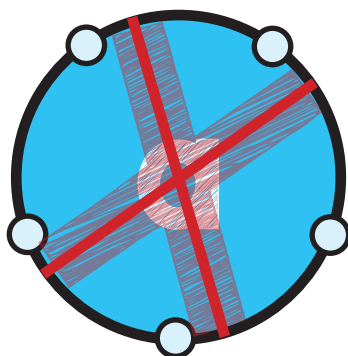
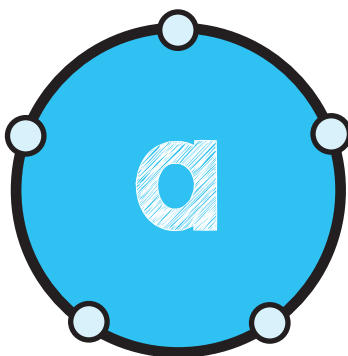
den

jet



Connect the /a/ Letter Blend words with the **a**.

Connect the words that are NOT part of the /a/ Letter Blend with the **X**.






Practice writing your /a/ words.

_____	_____	_____
_____	_____	_____
_____	_____	_____
_____	_____	_____



What  
is in the

house?



When you are done cutting and pasting your words, finish the sentence below. Add a full-stop period.

A \_\_\_\_\_, \_\_\_\_\_, \_\_\_\_\_, and  
\_\_\_\_\_ are in the house

Write the missing letters below. Cut out the boxes and glue the top flap onto the matching picture. ✂

r \_ t

s \_ d




t \_ p

f \_ n





What  
is in the  
a house?



When you are done cutting and pasting your words, finish the sentence below. Add a full-stop period.

A \_\_\_\_\_, \_\_\_\_\_, \_\_\_\_\_, and  
\_\_\_\_\_ are in the house

Write the missing letters below. Cut out the boxes and glue the top flap onto the matching picture. 

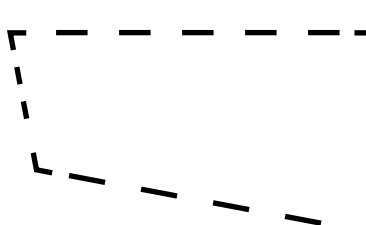

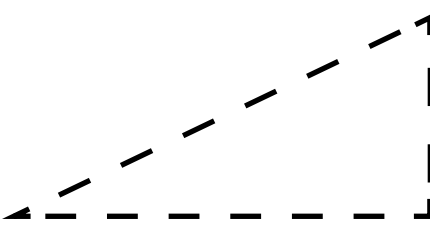




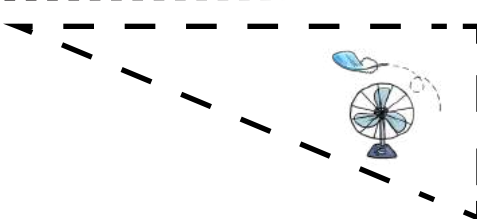
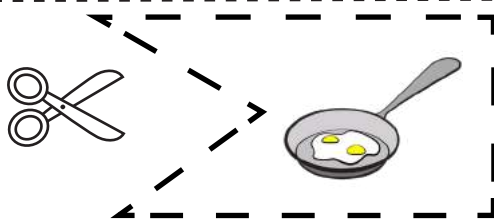
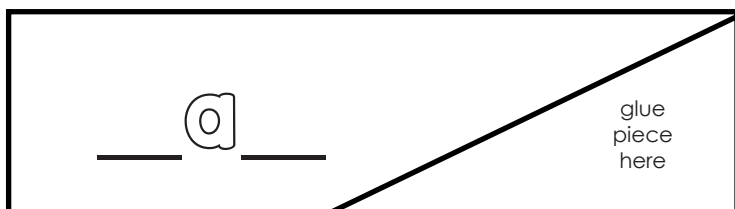
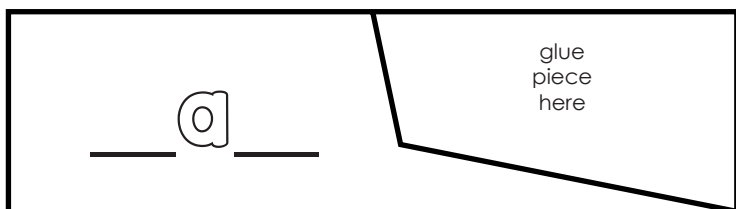
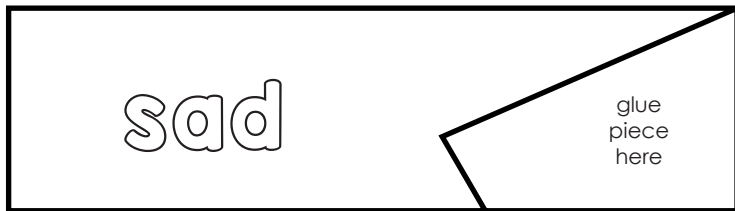
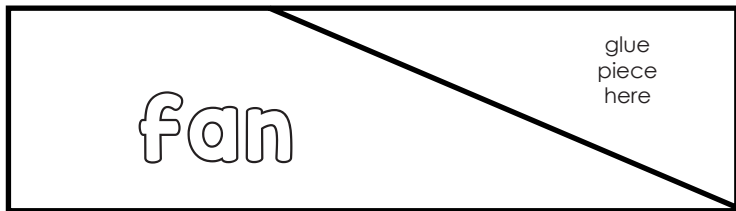
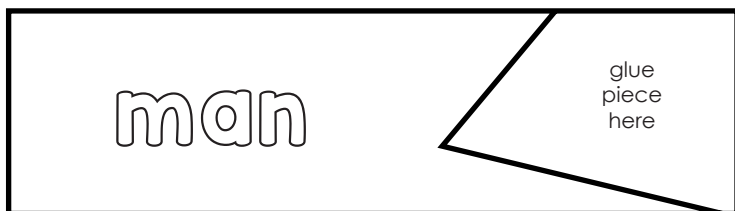
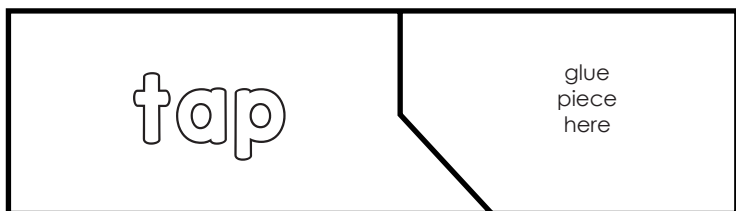
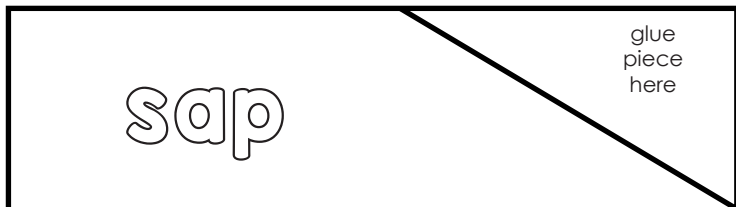


h \_ nt

s \_ p

m \_ n

p \_ n


Cut out each of the puzzle pieces and glue them where they belong.



Color the word box that goes with the picture.


Write the words below.

**1**




man	pan
-----	-----

**2**




tap	pan
-----	-----

**3**




tap	sad
-----	-----

**4**




sad	sap
-----	-----

**5**




sap	fan
-----	-----

**6**




rat	man
-----	-----

**7**



rat	fan
-----	-----

**8**



sad	hat
-----	-----

\_\_\_\_\_

\_\_\_\_\_

**1**

\_\_\_\_\_

\_\_\_\_\_

**2**

\_\_\_\_\_

\_\_\_\_\_

**3**

\_\_\_\_\_

\_\_\_\_\_

**4**

\_\_\_\_\_

\_\_\_\_\_

**5**

\_\_\_\_\_

\_\_\_\_\_

**6**

\_\_\_\_\_

\_\_\_\_\_

**7**

\_\_\_\_\_

\_\_\_\_\_

**8**

\_\_\_\_\_

\_\_\_\_\_

Write the letters in the correct order to make the word that matches the picture.

1



\_\_\_\_\_

-----

\_\_\_\_\_

2




\_\_\_\_\_

-----

\_\_\_\_\_

3



\_\_\_\_\_

-----

\_\_\_\_\_

4



\_\_\_\_\_

-----

\_\_\_\_\_

5




\_\_\_\_\_

-----

\_\_\_\_\_

6



\_\_\_\_\_

-----

\_\_\_\_\_

7



\_\_\_\_\_

-----

\_\_\_\_\_

8





\_\_\_\_\_


-----


\_\_\_\_\_


Write the letters in the correct order to make the word that matches the picture.


1  n p a \_\_\_\_\_


2  h t a \_\_\_\_\_


3  n a f \_\_\_\_\_

4  a t p \_\_\_\_\_









5  t a r \_\_\_\_\_

6  s a d \_\_\_\_\_

7  p s a \_\_\_\_\_

8  n a m \_\_\_\_\_



UNSCRAMBLE the LETTERS Write the missing letter in the circle.  
Write the letters in the correct order to make the word that matches the picture.

1		<p>p a +</p>	<p>_____</p> <p>-----</p> <p>_____</p>
2		<p>r      a</p>	<p>_____</p> <p>-----</p> <p>_____</p>
3		<p>n a      </p>	<p>_____</p> <p>-----</p> <p>_____</p>
4		<p>      d a</p>	<p>_____</p> <p>-----</p> <p>_____</p>
5		<p>a      p</p>	<p>_____</p> <p>-----</p> <p>_____</p>
6		<p>m      a</p>	<p>_____</p> <p>-----</p> <p>_____</p>
7		<p>p a      </p>	<p>_____</p> <p>-----</p> <p>_____</p>
8		<p>h t      </p>	<p>_____</p> <p>-----</p> <p>_____</p>



Read and Write! Write the missing letter in the circle.  
Write the letters in the correct order to make the word that matches the picture.

1




\_\_\_\_\_

-----

\_\_\_\_\_

2




\_\_\_\_\_

-----

\_\_\_\_\_

3






\_\_\_\_\_

-----

\_\_\_\_\_

4




\_\_\_\_\_

-----

\_\_\_\_\_

5




\_\_\_\_\_

-----

\_\_\_\_\_

6




\_\_\_\_\_

-----

\_\_\_\_\_

7




\_\_\_\_\_

-----

\_\_\_\_\_

8



\_\_\_\_\_

-----

\_\_\_\_\_





Say it! Build it! Write! Color the letters that spell the picture's name. Write the word on the line.

rat      hat      tap      pan      sap      man      fan      sad

1



h	oo	b	a	ou	ld	t	nd
---	----	---	---	----	----	---	----

\_\_\_\_\_

-----

\_\_\_\_\_

2



gl	p	a	ai	i	oi	n	ck
----	---	---	----	---	----	---	----

\_\_\_\_\_

-----

\_\_\_\_\_

3



m	a	b	nk	i	n	mp	nk
---	---	---	----	---	---	----	----

\_\_\_\_\_

-----

\_\_\_\_\_

4



s	ea	b	a	ch	d	p	ne
---	----	---	---	----	---	---	----

\_\_\_\_\_

-----

\_\_\_\_\_

5



tr	sl	oa	s	a	d	nt	d
----	----	----	---	---	---	----	---

\_\_\_\_\_

-----

\_\_\_\_\_

6



f	ai	b	oo	m	p	a	n
---	----	---	----	---	---	---	---

\_\_\_\_\_

-----

\_\_\_\_\_

7



fl	oi	r	a	i	t	n	mp
----	----	---	---	---	---	---	----

\_\_\_\_\_

-----

\_\_\_\_\_

8



t	c	a	ou	i	oo	p	m
---	---	---	----	---	----	---	---

\_\_\_\_\_

-----

\_\_\_\_\_

Say it! Build it! Write! Color the letters that spell the picture's name. Write the word on the line.

rat

hat

tap

pan

sap

man

fan

sad

1



f	oo	a	ai	ou	ld	n	nd
---	----	---	----	----	----	---	----

---



---



---

2



gl	br	s	ai	a	oi	d	ck
----	----	---	----	---	----	---	----

---



---



---

3



s	a	oa	nk	n	ee	mp	p
---	---	----	----	---	----	----	---

---



---



---

4



p	ea	b	a	n	d	ck	ne
---	----	---	---	---	---	----	----

---



---



---

5



tr	m	oa	dr	a	d	nt	n
----	---	----	----	---	---	----	---

---



---



---

6



sm	r	t	a	a	t	nd	ch
----	---	---	---	---	---	----	----

---



---



---

7



fl	oi	t	a	i	oo	ch	p
----	----	---	---	---	----	----	---

---



---



---

8



h	sn	a	ou	i	oo	t	m
---	----	---	----	---	----	---	---

---



---



---

Draw a line to match the letters.

Write the words two times each.



1. h ee t  
pr a nd

\_\_\_\_\_

\_\_\_\_\_

\_\_\_\_\_



2. sl a b  
p o n

\_\_\_\_\_

\_\_\_\_\_

\_\_\_\_\_



3. tr a p  
t oi lf

\_\_\_\_\_

\_\_\_\_\_

\_\_\_\_\_



4. r oy t  
fl a le

\_\_\_\_\_

\_\_\_\_\_

\_\_\_\_\_



5. f a nd  
sm u n

\_\_\_\_\_

\_\_\_\_\_

\_\_\_\_\_



6. s ea k  
dr a d

\_\_\_\_\_

\_\_\_\_\_

\_\_\_\_\_



7. fr a p  
s a sh

\_\_\_\_\_

\_\_\_\_\_

\_\_\_\_\_



8. pl a ch  
m u n

\_\_\_\_\_

\_\_\_\_\_


\_\_\_\_\_

SEE - SAY - CUT - PASTE - READ

a set 1


Cut out the letters. Glue them under the pictures to spell the words correctly.

1.




--	--	--

2.




--	--	--

3.



--	--	--

4.



--	--	--

h	t	m	n	a	a
a	a	s	p	n	p




SEE - SAY - CUT - PASTE - READ

a set 2


Cut out the letters. Glue them under the pictures to spell the words correctly.

1.




--	--	--

2.




--	--	--

3.



--	--	--

4.

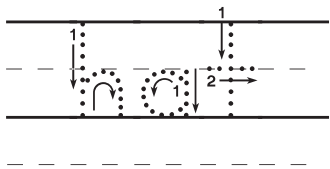


--	--	--

a	a	s	t	n	t
a	a	r	d	p	f



Trace



write

\_\_\_\_\_

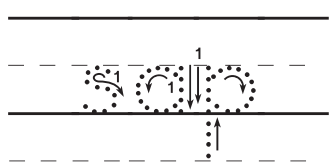
-----

\_\_\_\_\_

color



Trace



write

\_\_\_\_\_

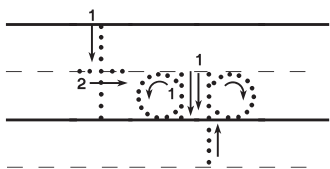
-----

\_\_\_\_\_

color



Trace



write

\_\_\_\_\_

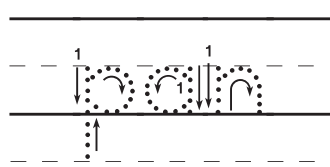
-----

\_\_\_\_\_

color



Trace



write

\_\_\_\_\_

-----

\_\_\_\_\_

color



Write a sentence of your own using some words from above.

\_\_\_\_\_

-----

\_\_\_\_\_

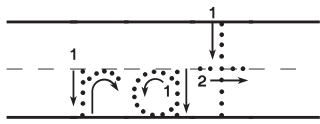
-----

\_\_\_\_\_

-----



Trace



write

\_\_\_\_\_

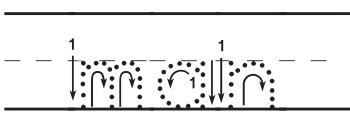
-----

\_\_\_\_\_

color

rat

Trace



write

\_\_\_\_\_

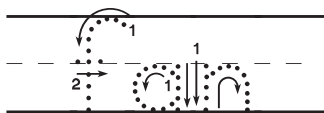
-----

\_\_\_\_\_

color

man

Trace



write

\_\_\_\_\_

-----

\_\_\_\_\_

color

fan

Trace



write

\_\_\_\_\_

-----

\_\_\_\_\_

color

sad

Write a sentence of your own using some words from above.

\_\_\_\_\_

-----

\_\_\_\_\_

-----

\_\_\_\_\_

## SENTENCE BUILDING



I felt sad.

---


---

---

---

---

---



I want the fan.

---

---

---

---

---

---

Cut out the words  
and paste them in  
the boxes above to  
make a sentence.  
Then, write your  
sentence on the line.



felt	I	sad.	.
want	the	fan.	I
.	.	.	.

## SENTENCE BUILDING



The cat ran after the rat.

---

---

---

---

---

---



I turned off the tap.

---

---

---

---

---

---

Cut out the words and paste them in the boxes above to make a sentence. Then, write your sentence on the line.



after	rat.	the	ran	The	cat	.
off	tap.	I	the	turned	.	.

## SENTENCE BUILDING



I lost my hat.


\_\_\_\_\_

-----

\_\_\_\_\_

-----

\_\_\_\_\_



The pan is too hot.

\_\_\_\_\_

-----

\_\_\_\_\_

-----

\_\_\_\_\_

Cut out the words and paste them in the boxes above to make a sentence. Then, write your sentence on the line.



hat.	lost	I	my	.	
The	hot	is	pan	too	.

## SENTENCE BUILDING



He is a brave man.


\_\_\_\_\_

-----

\_\_\_\_\_

-----

\_\_\_\_\_



The tree has a milky sap.

\_\_\_\_\_

-----

\_\_\_\_\_

-----

\_\_\_\_\_

Cut out the words and paste them in the boxes above to make a sentence. Then, write your sentence on the line.



man.	a	is	brave	He	.	
sap.	milky	tree	has	a	The	.

# Let's Read the a words

Directions: To assemble your flip-book reader, cut out all the boxes along the dashed-black lines. Attach the smaller boxes on top of each other by stapling them to the shaded gray area indicated. The top box has the word "Name" on it.



Front Cover

Flip-Book Page 1 of 4

Back Page

Flip-Book

Name \_\_\_\_\_

My book of a words

Flip-Book

a

a



A — — —

f

www.PhonicsGarden.com

A — — —

s

www.PhonicsGarden.com

A — — —

S

www.PhonicsGarden.com

A — — —

t

www.PhonicsGarden.com

A — — —

h

www.PhonicsGarden.com

A — — —

m

www.PhonicsGarden.com

A — — —

r

www.PhonicsGarden.com

A — — —

p

www.PhonicsGarden.com








C \_\_\_\_\_


p



www.PhonicsGarden.com

C \_\_\_\_\_

n



www.PhonicsGarden.com

C \_\_\_\_\_

d



www.PhonicsGarden.com

C \_\_\_\_\_

n



www.PhonicsGarden.com

C \_\_\_\_\_

p



www.PhonicsGarden.com

C \_\_\_\_\_

t



www.PhonicsGarden.com

After you have finished assembling your word wheel, practice writing each word as you spin the wheel. Spin, read, and write your new words!

Write each /a/ word from your flip-book 2 times each.

rat

\_\_\_\_\_

-----

\_\_\_\_\_

-----

\_\_\_\_\_

pan

\_\_\_\_\_

-----

\_\_\_\_\_

-----

\_\_\_\_\_

sap

\_\_\_\_\_

-----

\_\_\_\_\_

-----

\_\_\_\_\_

fan

\_\_\_\_\_

-----

\_\_\_\_\_

-----

\_\_\_\_\_

man

\_\_\_\_\_

-----

\_\_\_\_\_

-----

\_\_\_\_\_

hat

\_\_\_\_\_

-----

\_\_\_\_\_

-----

\_\_\_\_\_

tap

\_\_\_\_\_

-----

\_\_\_\_\_

-----

\_\_\_\_\_

sad

\_\_\_\_\_

-----

\_\_\_\_\_


-----

\_\_\_\_\_



C \_\_\_\_\_

n



C \_\_\_\_\_

t






Directions: Read the sentence and match the picture to it.

# Match It!

Set 1



I felt sad.



I want the fan.



The cat ran after the rat.



I turned off the tap.



Directions: Draw and write your own /a/ word sentence.

\_\_\_\_\_

-----

\_\_\_\_\_

-----




Directions: Read the sentence and match the picture to it.

# Match It!


Set 2

1




I lost my hat.

2




The pan is too hot.

3




He is a brave man.

4



The tree has a milky sap.

5






Directions: Draw and write your own /a/ word sentence.

\_\_\_\_\_

-----

\_\_\_\_\_

-----



Directions: Read the sentence and write the missing word in the blank. Use the pictures to help you.


Set 1

# FILL IT!


1 Tom is a \_\_\_\_\_.



2 Trees are full of \_\_\_\_\_.



3 Take the \_\_\_\_\_ off the fire.



4 I bought a \_\_\_\_\_.



5 Directions: Draw and write your own /a/ word sentence.

\_\_\_\_\_

\_\_\_\_\_

\_\_\_\_\_




man hat sap pan

Directions: Read the sentence and write the missing word in the blank. Use the pictures to help you.


Set 2

# FILL IT!


1 I'm \_\_\_\_\_.



2 It is a big \_\_\_\_\_.



3 Tom hates \_\_\_\_\_s.



4 Tom turned on the \_\_\_\_\_.



5 Directions: Draw and write your own /a/ word sentence.




fan    sad    rat    tap




Directions: Trace the words  
and draw a matching picture.


a DRAW IT!




rat




sap




hat




man




pan




fan




sap




pan




sad



man



top



hat

Directions: Look at the pictures and write the word that matches.

# a WRITE IT!



\_\_\_\_\_

-----


\_\_\_\_\_



\_\_\_\_\_

-----


\_\_\_\_\_



\_\_\_\_\_

-----

\_\_\_\_\_



\_\_\_\_\_

-----

\_\_\_\_\_



\_\_\_\_\_

-----


\_\_\_\_\_



\_\_\_\_\_

-----


\_\_\_\_\_



\_\_\_\_\_

-----

\_\_\_\_\_




\_\_\_\_\_

-----

\_\_\_\_\_


Directions: Draw and write your own /a/ words.



\_\_\_\_\_

-----


\_\_\_\_\_



\_\_\_\_\_

-----


\_\_\_\_\_



\_\_\_\_\_

-----

\_\_\_\_\_



\_\_\_\_\_


-----

\_\_\_\_\_

Directions: Circle the words that belong with the /a/ Letter Blend.

CIRCLE IT!

rat



pet

hat

hen

man

den

hat

ten

fan

jet

sap

sad

tap

wet

vet

rat

pan

Directions: Draw a line to connect the picture with the word it matches.

# CONNECT IT

a



b



c



d



e



f



g



h



1. fan

2. hat

3. rat

4. sad

5. tap

6. pan

7. man

8. sap





Choose words from today's lesson. Write and draw them below.

1.

Word: \_\_\_\_\_  
\_\_\_\_\_  
\_\_\_\_\_

2.

Word: \_\_\_\_\_  
\_\_\_\_\_  
\_\_\_\_\_

3.

Word: \_\_\_\_\_  
\_\_\_\_\_  
\_\_\_\_\_

4.

Word: \_\_\_\_\_  
\_\_\_\_\_  
\_\_\_\_\_



Choose words from today's lesson. Write and draw them below.

1.

Word:

---

---

---

2.

Word:

---

---

---

3.

Word:

---

---

---

4.

Word:

---

---

---

# I Can Read and Match

Trace each word, then match them to the correct picture.

tap

1

a



pan

2

b



man

3

c



sad

4

d



fan

5

e



rat

6

f



sap

7

g



hat

8

h



Draw and write a story using as many words from the right as you can!

A large rectangular box for drawing and writing a story. The box is divided into several horizontal sections by solid lines. Each section contains a dashed line in the middle, serving as a guide for writing. The sections are intended for drawing and writing a story using words from the right side of the page.



rat



hat



sad



fan



sap



pan



tap



man

Draw and write two sentences using some of the words to the right.

---

---

---

---

---

---

---

---

---

---

---

---

---

---

---

---



rat



hat



sad



fan



sap



pan



tap



man

Circle the correct word and write it on the line. Add a full-stop period to each sentence.

1.



rat

hat

I like \_\_\_\_\_ s

2.



hat

tap

It is a big \_\_\_\_\_

3.



fan

pan

The \_\_\_\_\_ is hot.

4.



pan

sad

Tom is \_\_\_\_\_

5.



sad

man

He is a \_\_\_\_\_

6.



rat

sap

I hate \_\_\_\_\_ s

7.




sap

rat

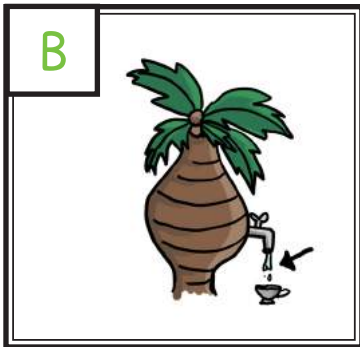

It is full of \_\_\_\_\_

Match the pictures to their sentences by writing the correct letters in the box.





He is a brave man.

I lost my hat.




The cat ran after the rat.

The tree has a milky sap.




I turned off the tap.

The pan is too hot.



I felt sad.

I want the fan.



Write a great sentence of your own on the lines below.

---



---



---



---











---











---

Use the word box to help you answer each question or statement below.

<p>1. I bought a _____.</p>  <p>_____</p>	<p>2. Take the _____ off the fire.</p>  <p>_____</p>	<p>3. Tom is a _____.</p>  <p>_____</p>	<p>4. Trees are full of _____.</p>  <p>_____</p>
<p>5. I'm _____.</p>  <p>_____</p>	<p>6. It is a big _____.</p>  <p>_____</p>	<p>7. Tom hate _____.</p>  <p>_____</p>	<p>8. Tom turned on the _____.</p>  <p>_____</p>

Word Box

	rat		sap		tap		man
	hat		fan		pan		sad

Use words from above and write a great sentence of your own on the lines below.

\_\_\_\_\_

-----

\_\_\_\_\_

-----

\_\_\_\_\_

-----

\_\_\_\_\_

-----

\_\_\_\_\_

-----

\_\_\_\_\_


-----





Cut and paste the words on the right in alphabet order.

Cut &  
Paste



hat



pan



man



sap



rat



fan



tap



Blank box for pasting the word 'hat'

Handwriting lines for the word 'hat'

Handwriting lines for the word 'hat'

Blank box for pasting the word 'pan'

Handwriting lines for the word 'pan'

Handwriting lines for the word 'pan'

Blank box for pasting the word 'man'

Handwriting lines for the word 'man'

Handwriting lines for the word 'man'

Blank box for pasting the word 'sap'

Handwriting lines for the word 'sap'

Handwriting lines for the word 'sap'

Blank box for pasting the word 'rat'

Handwriting lines for the word 'rat'

Handwriting lines for the word 'rat'

Blank box for pasting the word 'fan'

Handwriting lines for the word 'fan'

Handwriting lines for the word 'fan'

Blank box for pasting the word 'tap'

Handwriting lines for the word 'tap'

Handwriting lines for the word 'tap'



Cut and paste the pictures. Then write each word 2 times each.

hat

hat

Handwriting practice lines for the word 'hat', consisting of a solid top line, a dashed middle line, and a solid bottom line.

pan

pan

Handwriting practice lines for the word 'pan', consisting of a solid top line, a dashed middle line, and a solid bottom line.

rat

rat

Handwriting practice lines for the word 'rat', consisting of a solid top line, a dashed middle line, and a solid bottom line.

tap

tap

Handwriting practice lines for the word 'tap', consisting of a solid top line, a dashed middle line, and a solid bottom line.

man

man

Handwriting practice lines for the word 'man', consisting of a solid top line, a dashed middle line, and a solid bottom line.

sap

sap

Handwriting practice lines for the word 'sap', consisting of a solid top line, a dashed middle line, and a solid bottom line.

fan

fan

Handwriting practice lines for the word 'fan', consisting of a solid top line, a dashed middle line, and a solid bottom line.





Cut and paste the pictures. Then write each word 2 times each.

hat

hat

Handwriting practice lines for the word 'hat' (solid top and bottom lines, dashed middle line).

sap

sap

Handwriting practice lines for the word 'sap' (solid top and bottom lines, dashed middle line).

tap

tap

Handwriting practice lines for the word 'tap' (solid top and bottom lines, dashed middle line).

rat

rat

Handwriting practice lines for the word 'rat' (solid top and bottom lines, dashed middle line).

man

man

Handwriting practice lines for the word 'man' (solid top and bottom lines, dashed middle line).

pan

pan

Handwriting practice lines for the word 'pan' (solid top and bottom lines, dashed middle line).

fan

fan


Handwriting practice lines for the word 'fan' (solid top and bottom lines, dashed middle line).



Sort the words to make a great sentence on the lines below.

rats.

Nobody



likes

www.PhonicsGarden.com

\_\_\_\_\_

-----

\_\_\_\_\_

-----

\_\_\_\_\_

Write a sentence of your own about the picture.

\_\_\_\_\_

-----

\_\_\_\_\_


-----

\_\_\_\_\_

Sort the words to make a great sentence on the lines below.

a

fan.



It

is

large

www.PhonicsGarden.com

Write a sentence of your own about the picture.

Sort the words to make a great sentence on the lines below.

is

This



mine.

hat

www.PhonicsGarden.com

\_\_\_\_\_

-----

\_\_\_\_\_

-----

\_\_\_\_\_

Write a sentence of your own about the picture.

\_\_\_\_\_

-----

\_\_\_\_\_

-----

\_\_\_\_\_

Sort the words to make a great sentence on the lines below.

be

Please



sad.

don't

www.PhonicsGarden.com

\_\_\_\_\_

-----

\_\_\_\_\_

-----

\_\_\_\_\_

Write a sentence of your own about the picture.

\_\_\_\_\_

-----

\_\_\_\_\_

-----

\_\_\_\_\_




Sort the words to make a great sentence on the lines below.

in

the

the

oven.



Place

pan

www.PhonicsGarden.com

\_\_\_\_\_

-----

\_\_\_\_\_

-----

\_\_\_\_\_

Write a sentence of your own about the picture.

\_\_\_\_\_

-----

\_\_\_\_\_

-----

\_\_\_\_\_

Sort the words to make a great sentence on the lines below.

man.

a



Tom

is

www.PhonicsGarden.com

\_\_\_\_\_

-----

\_\_\_\_\_

-----

\_\_\_\_\_

Write a sentence of your own about the picture.

\_\_\_\_\_

-----

\_\_\_\_\_

-----

\_\_\_\_\_

Sort the words to make a great sentence on the lines below.

from

Sap



trees.

comes

www.PhonicsGarden.com

\_\_\_\_\_

-----

\_\_\_\_\_

-----

\_\_\_\_\_

Write a sentence of your own about the picture.

\_\_\_\_\_

-----

\_\_\_\_\_

-----

\_\_\_\_\_

Sort the words to make a great sentence on the lines below.

Tom

on.



the

turned

tap

Write a sentence of your own about the picture.

# Say, Spell, Cut and Paste

a  
Word Spelling

Say, Trace, Cut & Paste, and Spell each picture word correctly.




--	--

www.PhonicsGarden.com



--	--



--	--



--	--

Trace on the inside of the letters. Then cut them out and glue them down to spell the pictures above.

h

p

an

ad

s

m

an

at

# Say, Spell, Cut and Paste


a  
Word Spelling

Say, Trace, Cut & Paste, and Spell each picture word correctly.



--	--


www.PhonicsGarden.com



--	--



--	--



--	--

Trace on the inside of the letters. Then cut them out and glue them down to spell the pictures above.

r

f

ap

at

s










s

ap

an



Look at each picture. Circle the correct word.

<p>1</p>  <p>pan hat fan</p>	<p>2</p>  <p>fan hat rat</p>	<p>3</p>  <p>sap rat hat</p>
<p>4</p>  <p>man tap sad</p>	<p>5</p>  <p>sad sap pan</p>	<p>6</p>  <p>hat fan sap</p>
<p>7</p>  <p>hat sad man</p>	<p>8</p>  <p>hat fan rat</p>	<p>9</p>  <p>rat hat fan</p>
<p>killed      the      I      rat      with      stick.      a</p>		

Sort the words above to make a great sentence below.

\_\_\_\_\_

-----

\_\_\_\_\_

-----

\_\_\_\_\_



# See, Say, and Spell - a

Write the correct letter blend to complete the words below.

rat hat pan man sap tap sad fan



p \_ n



p \_ t



f \_ n



m \_ n



d \_ n



t \_ p



j \_ t



s \_ d



w \_ t



h \_ t

10

t \_ n



v \_ t



r \_ t



h \_ n



s \_ p

# See, Say, and Spell - a

Write the missing letters to complete the words below.

rat hat pan man sap tap sad fan



\_\_\_ a \_\_\_



\_\_\_ e \_\_\_



\_\_\_ a \_\_\_



\_\_\_ a \_\_\_



\_\_\_ e \_\_\_



\_\_\_ a \_\_\_



\_\_\_ e \_\_\_



\_\_\_ a \_\_\_



\_\_\_ e \_\_\_



\_\_\_ a \_\_\_



\_\_\_ e \_\_\_



\_\_\_ e \_\_\_



\_\_\_ a \_\_\_







\_\_\_ e \_\_\_








\_\_\_ a \_\_\_

# MEMORY GAME



# MEMORY GAME



# MEMORY GAME



**hat**

[www.PhonicsGarden.com](http://www.PhonicsGarden.com)

**hat**

[www.PhonicsGarden.com](http://www.PhonicsGarden.com)

**pan**

[www.PhonicsGarden.com](http://www.PhonicsGarden.com)

**pan**

[www.PhonicsGarden.com](http://www.PhonicsGarden.com)

**man**

[www.PhonicsGarden.com](http://www.PhonicsGarden.com)

**man**

[www.PhonicsGarden.com](http://www.PhonicsGarden.com)

**sap**

[www.PhonicsGarden.com](http://www.PhonicsGarden.com)

**sap**

[www.PhonicsGarden.com](http://www.PhonicsGarden.com)

**sad**

[www.PhonicsGarden.com](http://www.PhonicsGarden.com)

# MEMORY GAME



**sad**

www.PhonicsGarden.com

**fan**

www.PhonicsGarden.com

**fan**

www.PhonicsGarden.com

**rat**

www.PhonicsGarden.com

**rat**

www.PhonicsGarden.com

**tap**

www.PhonicsGarden.com

**tap**

www.PhonicsGarden.com

www.PhonicsGarden.com

www.PhonicsGarden.com



# FLASH CARDS



hat

www.PhonicsGarden.com



hat

www.PhonicsGarden.com



pan

www.PhonicsGarden.com



pan

www.PhonicsGarden.com




man

www.PhonicsGarden.com




man

www.PhonicsGarden.com



sap

www.PhonicsGarden.com



sap

www.PhonicsGarden.com



sad


www.PhonicsGarden.com

# FLASH CARDS




**sad**

www.PhonicsGarden.com



**fan**

www.PhonicsGarden.com



**fan**

www.PhonicsGarden.com



**rat**

www.PhonicsGarden.com



**rat**

www.PhonicsGarden.com



**tap**

www.PhonicsGarden.com



**tap**

www.PhonicsGarden.com

www.PhonicsGarden.com

www.PhonicsGarden.com