



Add the missing letters.  
Write the words on  
the lines below.

**Letter Blend**  
Word Spelling



sn \_ \_ l



br \_ \_ n

tr \_ \_ n



ch \_ \_ r



ch \_ \_ n



m \_ \_ d

qu \_ \_ l



br \_ \_ d

1. snail

5. \_\_\_\_\_

2. \_\_\_\_\_

6. \_\_\_\_\_

3. \_\_\_\_\_

7. \_\_\_\_\_

4. \_\_\_\_\_

8. \_\_\_\_\_

Choose one or two words from above and make a great sentence below.

\_\_\_\_\_

\_\_\_\_\_

\_\_\_\_\_

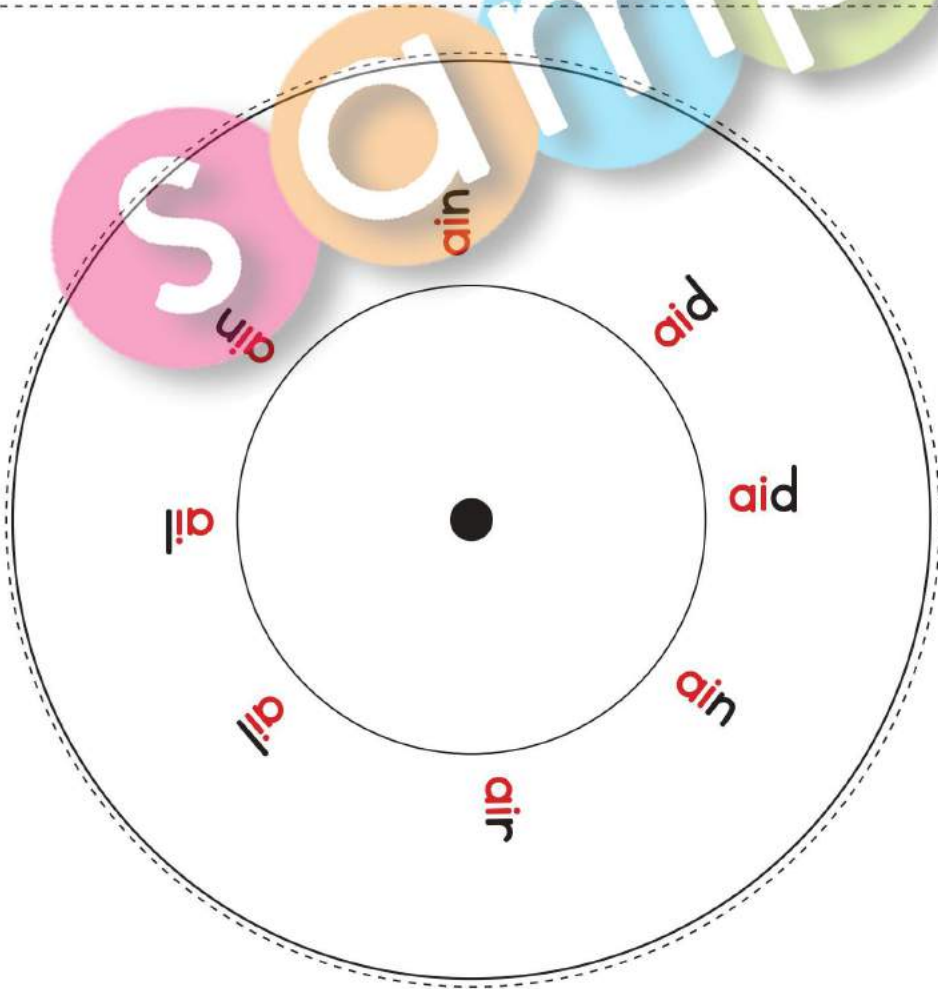
\_\_\_\_\_

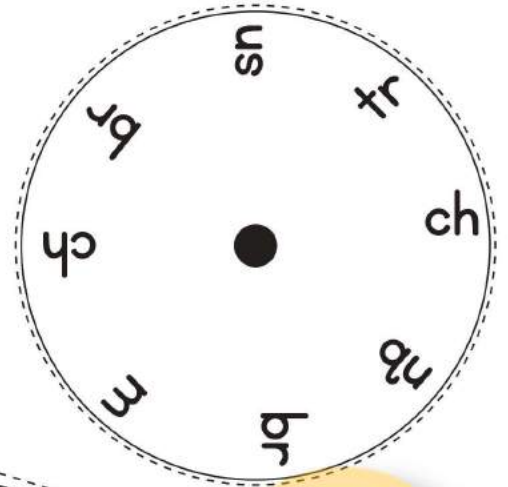
\_\_\_\_\_

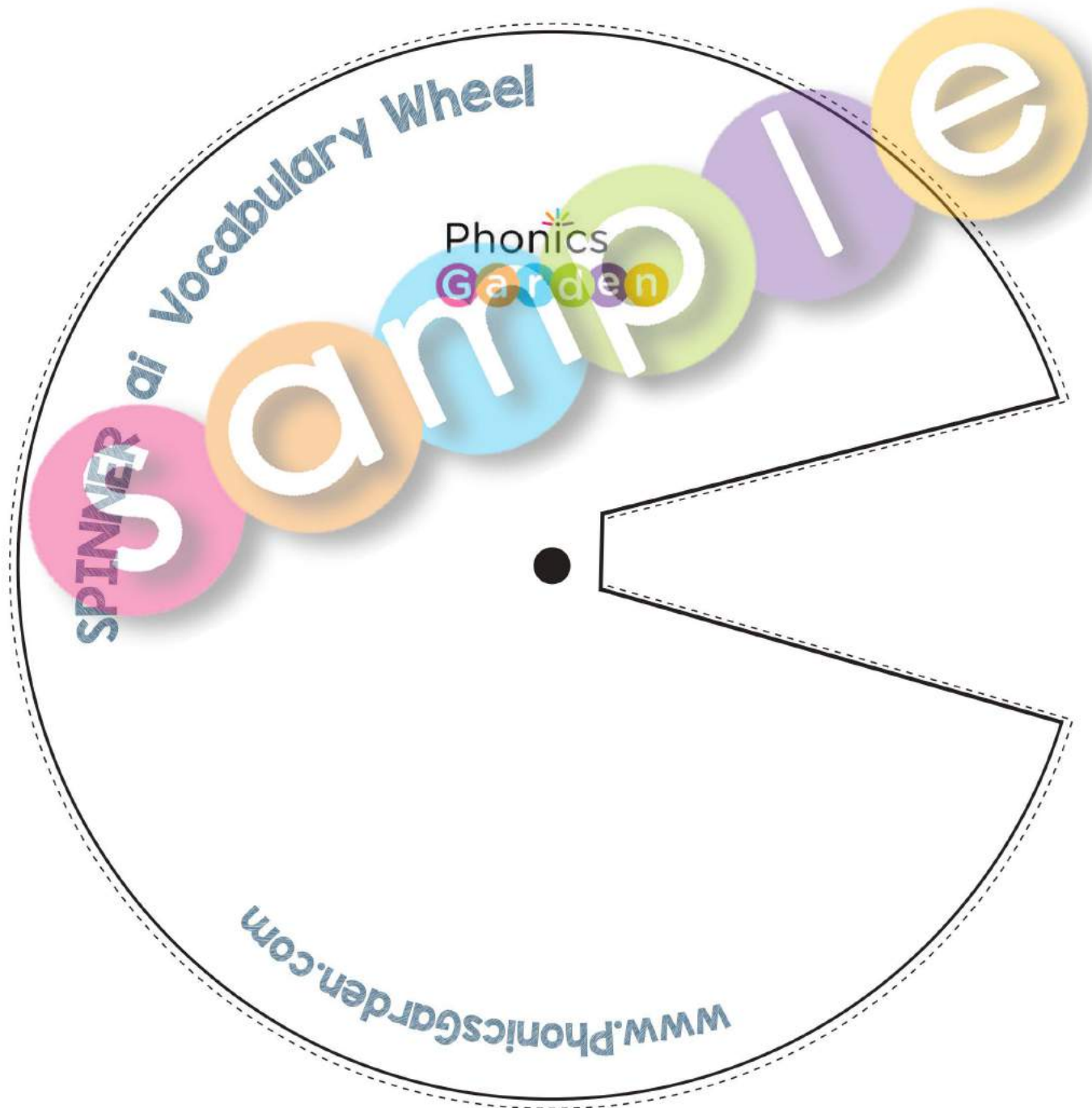
After you have finished assembling your word wheel, practice writing each word as you spin the wheel. Spin, read, and write your new words!

Write each word on your word-wheel 2 times each.

<hr/> <hr/> <hr/> <hr/> <hr/> <hr/> <hr/> <hr/>	<hr/> <hr/> <hr/> <hr/> <hr/> <hr/> <hr/> <hr/>	<hr/> <hr/> <hr/> <hr/> <hr/> <hr/> <hr/> <hr/>	<hr/> <hr/> <hr/> <hr/> <hr/> <hr/> <hr/> <hr/>
<hr/> <hr/> <hr/> <hr/> <hr/> <hr/> <hr/> <hr/>	<hr/> <hr/> <hr/> <hr/> <hr/> <hr/> <hr/> <hr/>	<hr/> <hr/> <hr/> <hr/> <hr/> <hr/> <hr/> <hr/>	<hr/> <hr/> <hr/> <hr/> <hr/> <hr/> <hr/> <hr/>








# SPINNER ai Reading Wheel

www.PhonicsGarden.com

A circular spinner wheel divided into six segments. Each segment contains a word and a corresponding illustration. The words are: 'spiral' (pink segment), 'brain' (light blue segment), 'chair' (light purple segment), 'snail' (light green segment), 'train' (light orange segment), and 'maid' (pink segment). The word 'spiral' is written in a dotted font for tracing. The wheel has a central white circle with a small hole for a pin.

spiral

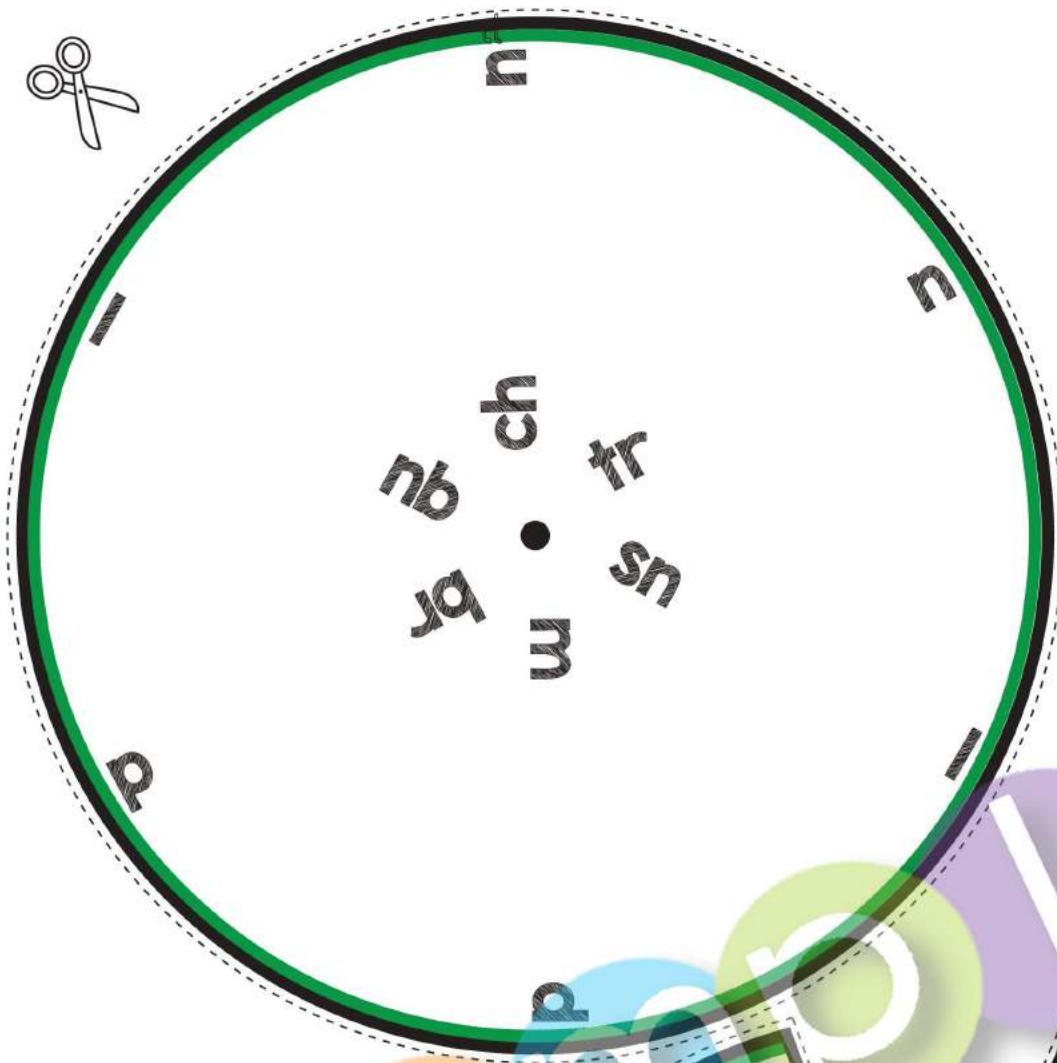
brain

chair

snail

train

maid



## Directions

Step 1: Print the word wheel on card stock paper for best results.

Step 2: Attach the front to the back with a brass paper fastener, paperclip, or another fastening object.

Step 3: Have your students spin the wheel to make and read the words.



# Word Wheel

This Word Wheel will help your students practice reading.  
Moving the wheel will match the word with the picture clue.

maid  
brain  
braid  
chair  
train  
snail

BOTTOM

ai

Vocabulary Word Wheel

Name: \_\_\_\_\_

www.PhonicsGarden.com

TOP

## Instructions

1. Copy on to the white card stock
2. Cut out the two shapes on the dotted lines.
3. Place TOP wheel on the TOP of the BOTTOM wheel.
4. Insert split pin in the center.
5. Have students spin and read.