

Spin a picture. Read the word.

Write the word in the matching letter boxes.

Place a check mark next to the word after it is written.

rip


sip

tip

zip

slip

skip



Hint: Use a paperclip as your spinner.

--	--	--

--	--	--

--	--	--

--	--	--


--	--	--	--

--	--	--	--

Spin and Build

ip

Spin a picture.
Cut and paste the letters to build
the matching words.



Hint: Use a paperclip as your spinner.



--	--	--



--	--	--



--	--	--



--	--	--



--	--	--



--	--	--

Write your words on the lines.

_____	_____	_____
-----	-----	-----
_____	_____	_____
-----	-----	-----
_____	_____	_____

rip tip skip slip zip sip

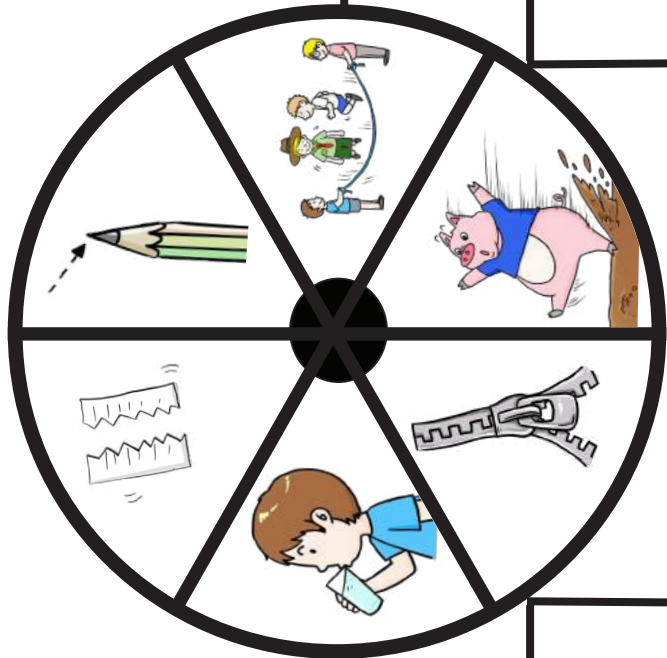

i	i	i	i	i	i	i	p	p	p
p	p	p	r	sk	s	sl	z	t	



Set One

Spin, Color, and Win!

Each player takes a turn to spin a picture and color the matching word.
First player to color all words wins the game.



ip



player 1

player 2

rip	zip	slip
tip	rip	tip
skip	zip	rip
rip	rip	zip
sip	skip	tip


sip	tip	sip
zip	zip	skip
slip	slip	tip
tip	tip	zip
sip	slip	sip

Set Two

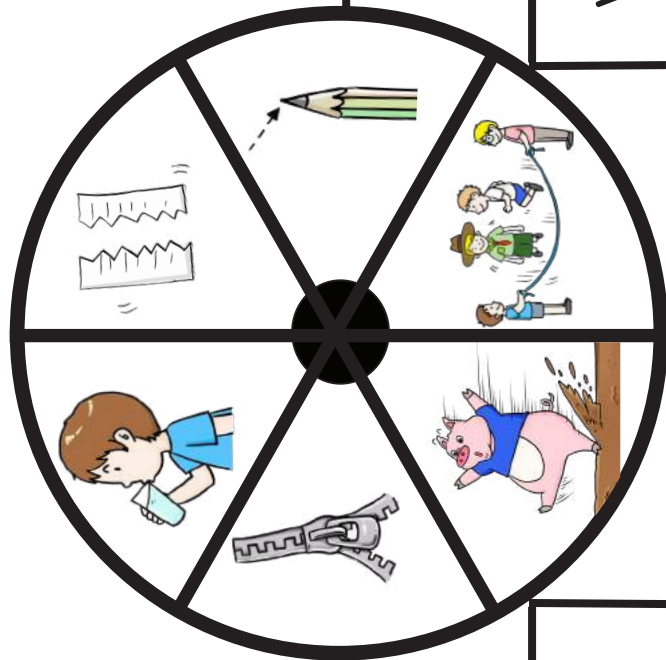
Spin, Color, and Win!

Each player takes a turn to spin a picture and color the matching word.

First player to color all words wins the game.



ip



player 1

skip	sip	snip
whip	snip	skip
slip	rip	whip
whip	slip	sip
sip	sip	snip

player 2

whip	skip	snip
sip	slip	whip
slip	snip	whip
snip	skip	sip
slip	snip	sip




Spin, Color, and Win!

Make Your Own: #1


Each player takes a turn to spin a picture and color the matching word.
First player to color all words wins the game.



player 1




player 2



Make Your Own: #2

Spin, Color, and Win!

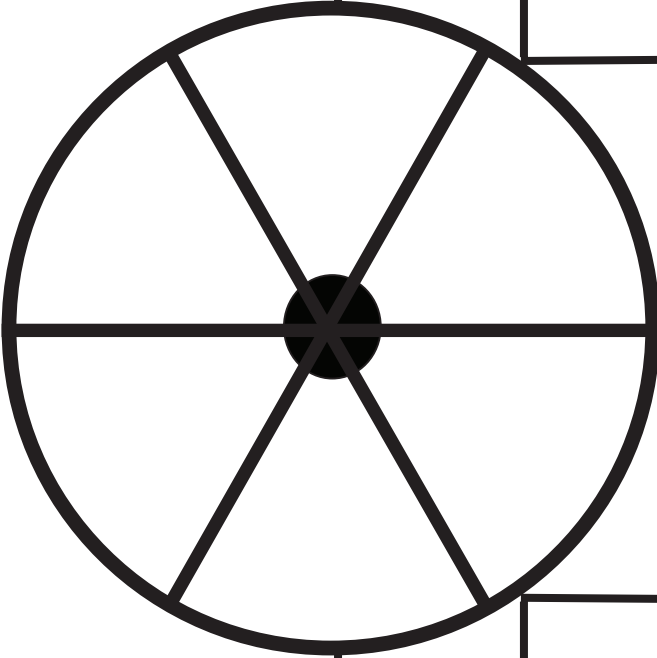
Each player takes a turn to spin a picture and color the matching word.
First player to color all words wins the game.




player 1



player 2



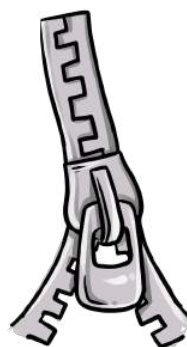



rip



sip

tip




zip



slip



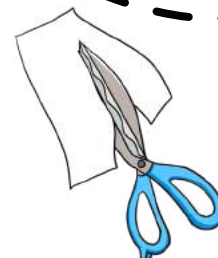
skip




whip



snip



r ip



www.PhonicsGarden.com

t ip



www.PhonicsGarden.com

s ip



www.PhonicsGarden.com

z ip



www.PhonicsGarden.com



slip




www.PhonicsGarden.com

skip



www.PhonicsGarden.com

snip



www.PhonicsGarden.com

whip



www.PhonicsGarden.com

Draw and write your own word puzzles on this page.



--	--

www.PhonicsGarden.com

--	--

www.PhonicsGarden.com

--	--

www.PhonicsGarden.com

--	--

www.PhonicsGarden.com

Draw and write your own word puzzles on this page.



--	--

www.PhonicsGarden.com



--	--

www.PhonicsGarden.com

--	--

www.PhonicsGarden.com

--	--

www.PhonicsGarden.com

Add the missing letters.

Write the words on the lines below.

word family
Word Spelling

1. rip
2. _____
3. _____
4. _____

5. _____
6. _____
7. _____
8. _____

Choose one or two words from above and make a great sentence below.

Add the missing letters.

Write the words on

the lines below.

Word Family
Word Spelling



s _ _ _



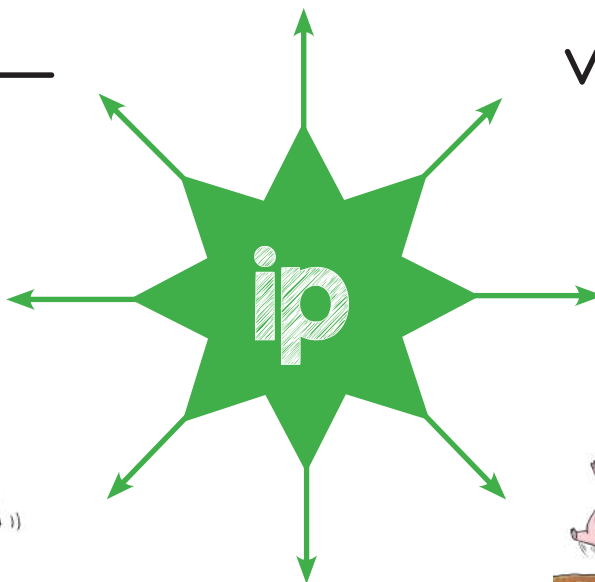
sk _ _



wh _ _



sn _ _



t _ _



r _ _



sl _ _



z _ _

1. sip _____

2. _____

3. _____

4. _____

5. _____

6. _____

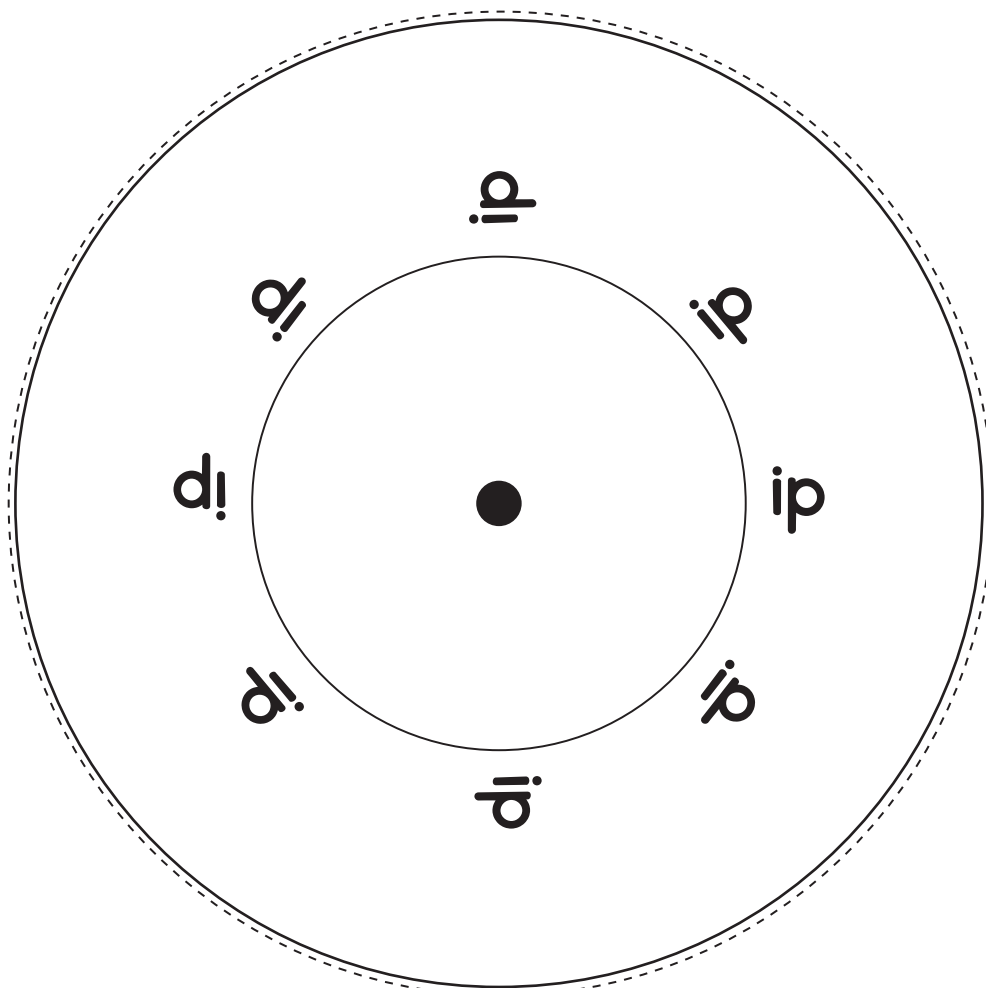
7. _____

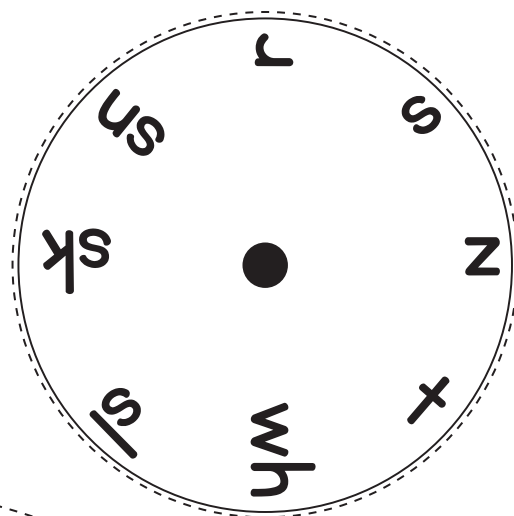
8. _____


Choose one or two words from above and make a great sentence below.

After you have finished assembling your word wheel, practice writing each word as you spin the wheel. Spin, read, and write your new words!


Write each word on your word-wheel 2 times each.







SPINNER ip word family
www.PhonicsGarden.com



kip

rip

tip

slip

Illustration of a pink pig wearing a blue shirt slipping on a wooden plank.

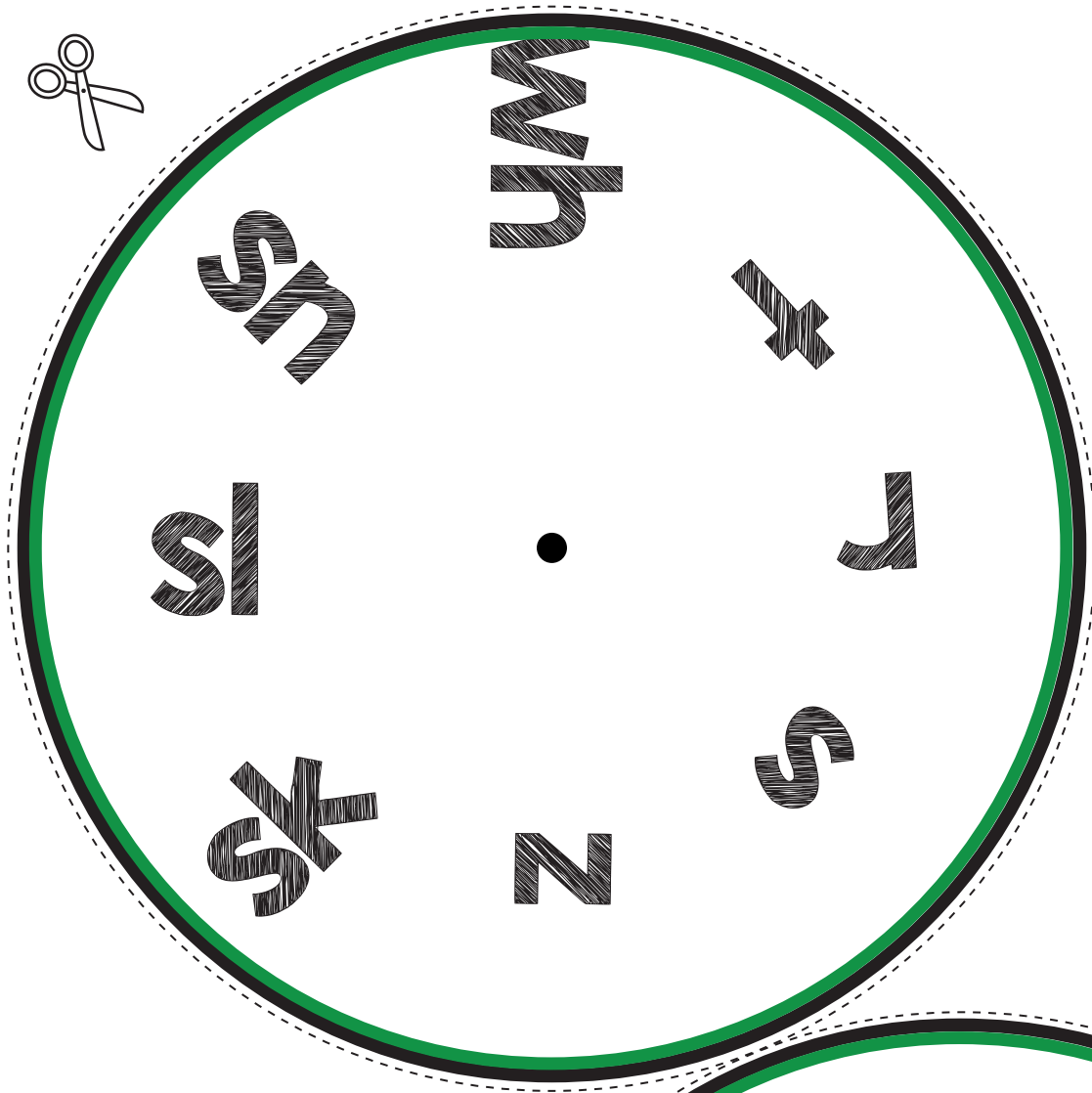
Illustration of four children playing hopscotch.

Illustration of a large, ornate key.

Illustration of a young boy with brown hair wearing a blue shirt, sipping from a glass.

Illustration of a green pencil with a sharp tip.

Illustration of a piece of white paper with jagged edges, representing a tear.

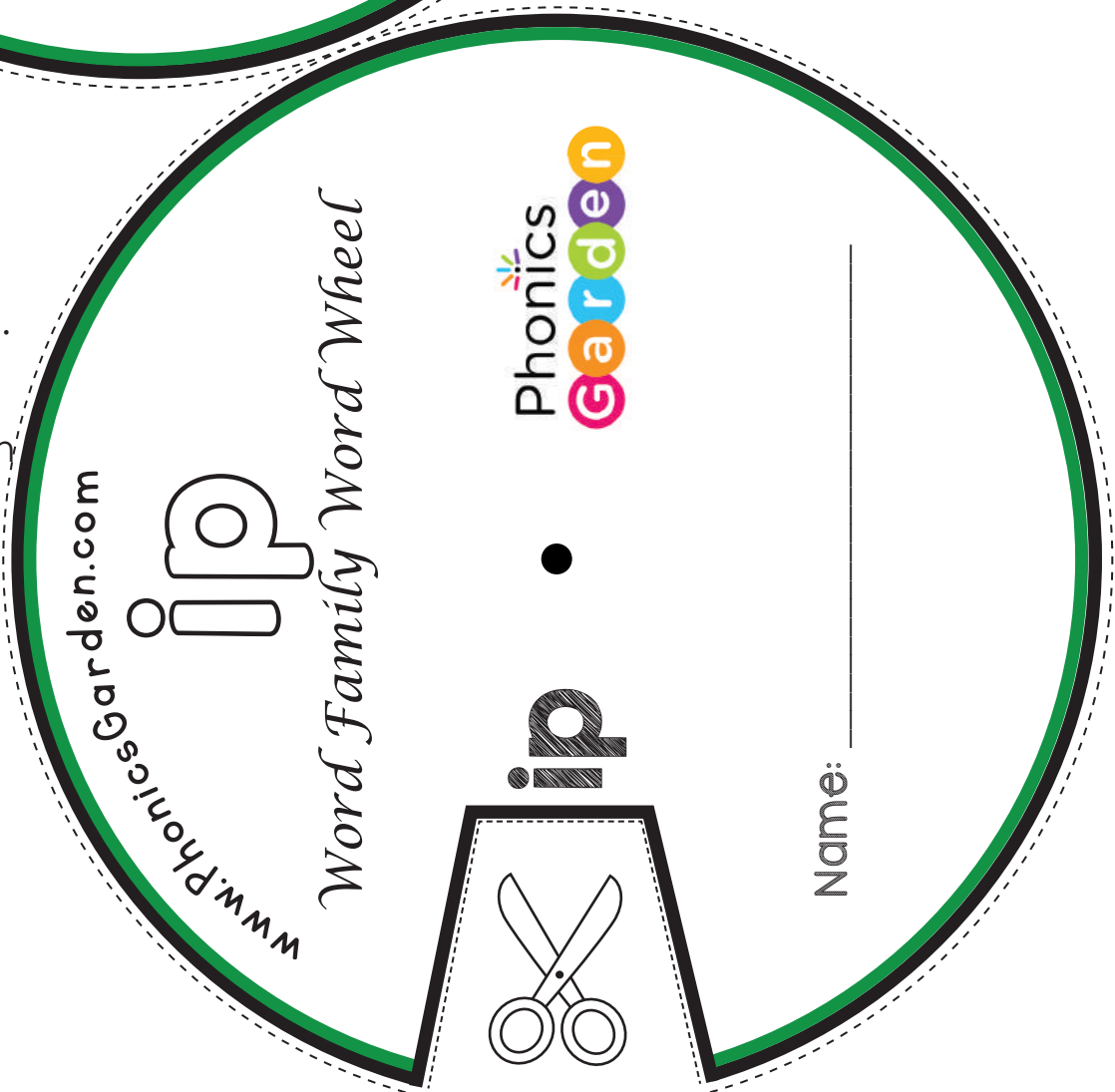


~ip Words

Step 1:
Print the word
wheel on card stock
paper for best results.

Step 2: Attach the
front to the back with
a brass paper
fastener, paperclip,
or another fastening
object.

Step 3: Have your
students spin the
wheel to make and
read the words.



www.PhonicsGarden.com

Word Family Word Wheel



ip



Name: _____

Cut out the words and pictures. Paste them down where they belong matching each word and picture.

ip

it

rip

tip

bit

fit




slip

sip


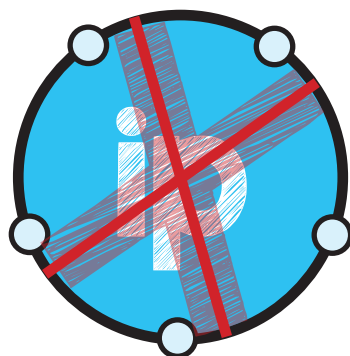
hit

lit



Connect the /ip/ word family words with the **ip**.

Connect the words that are NOT part of the /ip/ word family with the **X**.



Practice writing your /ip/ words.

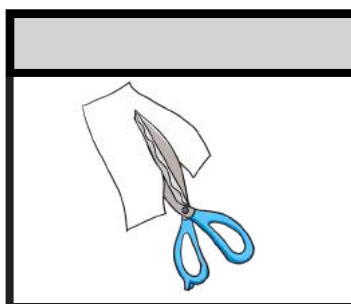

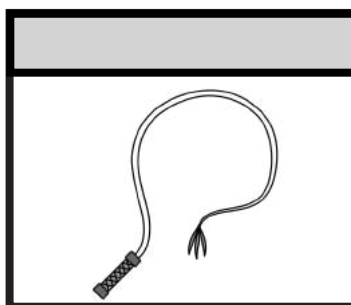

_____	_____	_____
_____	_____	_____
_____	_____	_____
_____	_____	_____



What
is in the
ip house?







set 1



When you are done cutting and pasting your words, finish the sentence below. Add a full-stop period.

In the house, I can see
a _____, and

Write the missing letters below. Cut out the boxes and glue the top flap onto the matching picture. ✂



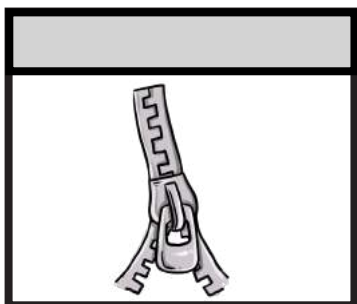




What
is in the

ip house?



set 2




When you are done cutting and pasting your words, finish the sentence below. Add a full-stop period.

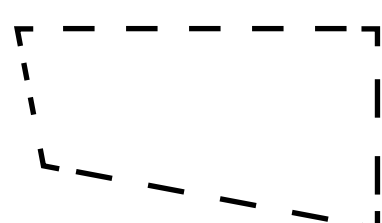

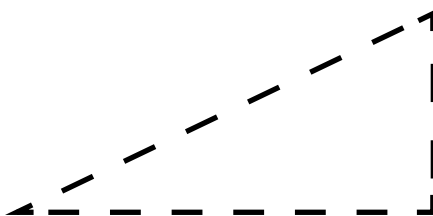


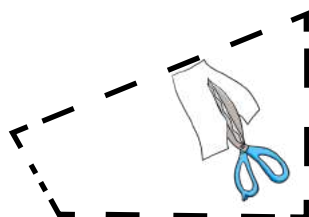

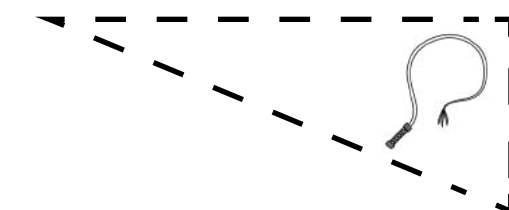


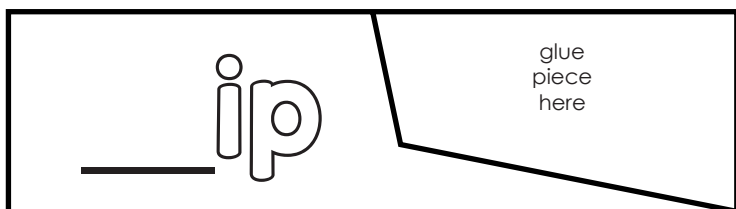

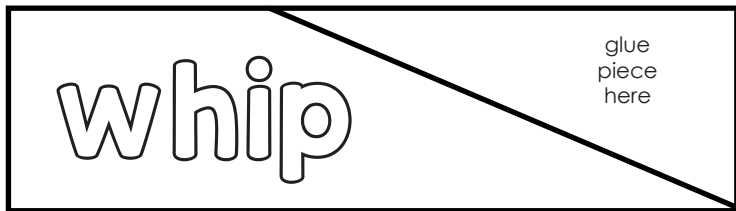
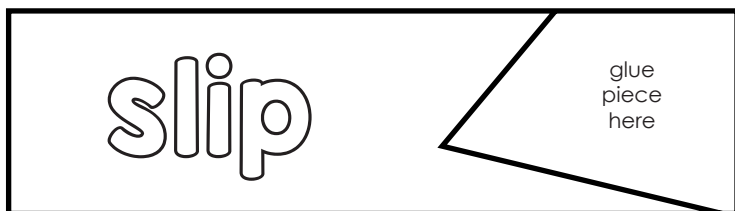
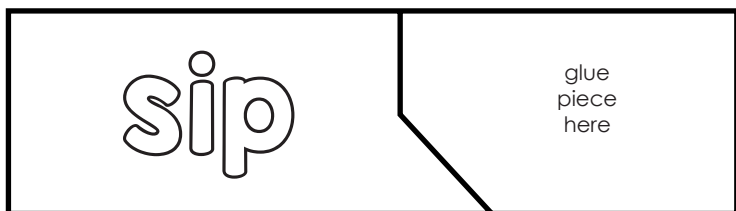

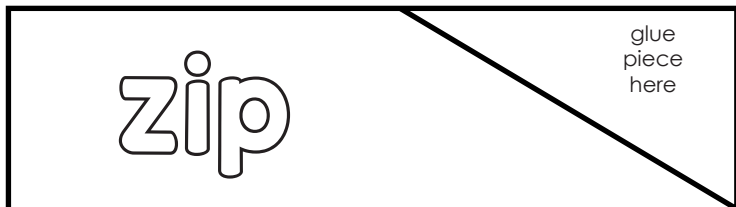


In the house, I can see

a _____, and

Write the missing letters below. Cut out the boxes and glue the top flap onto the matching picture. 




Cut out each of the puzzle pieces and glue them where they belong.



Color the word box that goes with the picture.


Write the words below.

1




slip	skip
------	------

2




sip	skip
-----	------

3




sip	snip
-----	------

4




snip	zip
------	-----

5




zip	whip
-----	------

6




rip	slip
-----	------

7



rip	whip
-----	------

8



snip	tip
------	-----

Write the words below.

1

2

3

4









5

6









7

8

Write the letters in the correct order to make the word that matches the picture.

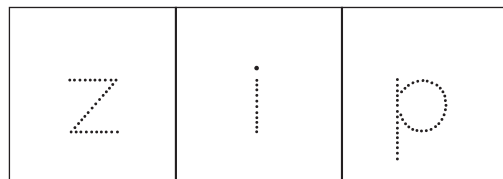
1 	<div style="display: flex; justify-content: space-around; align-items: center;"> <div style="border: 1px solid black; border-radius: 50%; width: 60px; height: 60px; display: flex; align-items: center; justify-content: center;">i</div> <div style="border: 1px solid black; border-radius: 50%; width: 60px; height: 60px; display: flex; align-items: center; justify-content: center;">t</div> <div style="border: 1px solid black; border-radius: 50%; width: 60px; height: 60px; display: flex; align-items: center; justify-content: center;">p</div> </div>	<div style="display: flex; justify-content: space-around;"> <div style="border: 1px solid black; width: 100px; height: 80px; display: flex; align-items: center; justify-content: center;">+</div> <div style="border: 1px solid black; width: 100px; height: 80px; display: flex; align-items: center; justify-content: center;">i</div> <div style="border: 1px solid black; width: 100px; height: 80px; display: flex; align-items: center; justify-content: center;">p</div> </div>
2 	<div style="display: flex; justify-content: space-around; align-items: center;"> <div style="border: 1px solid black; border-radius: 50%; width: 60px; height: 60px; display: flex; align-items: center; justify-content: center;">i</div> <div style="border: 1px solid black; border-radius: 50%; width: 60px; height: 60px; display: flex; align-items: center; justify-content: center;">p</div> <div style="border: 1px solid black; border-radius: 50%; width: 60px; height: 60px; display: flex; align-items: center; justify-content: center;">z</div> </div>	<div style="display: flex; justify-content: space-around;"> <div style="border: 1px solid black; width: 100px; height: 80px;"></div> <div style="border: 1px solid black; width: 100px; height: 80px;"></div> <div style="border: 1px solid black; width: 100px; height: 80px;"></div> </div>
3 	<div style="display: flex; justify-content: space-around; align-items: center;"> <div style="border: 1px solid black; border-radius: 50%; width: 60px; height: 60px; display: flex; align-items: center; justify-content: center;">sn</div> <div style="border: 1px solid black; border-radius: 50%; width: 60px; height: 60px; display: flex; align-items: center; justify-content: center;">p</div> <div style="border: 1px solid black; border-radius: 50%; width: 60px; height: 60px; display: flex; align-items: center; justify-content: center;">i</div> </div>	<div style="display: flex; justify-content: space-around;"> <div style="border: 1px solid black; width: 100px; height: 80px;"></div> <div style="border: 1px solid black; width: 100px; height: 80px;"></div> <div style="border: 1px solid black; width: 100px; height: 80px;"></div> </div>
4 	<div style="display: flex; justify-content: space-around; align-items: center;"> <div style="border: 1px solid black; border-radius: 50%; width: 60px; height: 60px; display: flex; align-items: center; justify-content: center;">i</div> <div style="border: 1px solid black; border-radius: 50%; width: 60px; height: 60px; display: flex; align-items: center; justify-content: center;">p</div> <div style="border: 1px solid black; border-radius: 50%; width: 60px; height: 60px; display: flex; align-items: center; justify-content: center;">wh</div> </div>	<div style="display: flex; justify-content: space-around;"> <div style="border: 1px solid black; width: 100px; height: 80px;"></div> <div style="border: 1px solid black; width: 100px; height: 80px;"></div> <div style="border: 1px solid black; width: 100px; height: 80px;"></div> </div>
5 	<div style="display: flex; justify-content: space-around; align-items: center;"> <div style="border: 1px solid black; border-radius: 50%; width: 60px; height: 60px; display: flex; align-items: center; justify-content: center;">sk</div> <div style="border: 1px solid black; border-radius: 50%; width: 60px; height: 60px; display: flex; align-items: center; justify-content: center;">p</div> <div style="border: 1px solid black; border-radius: 50%; width: 60px; height: 60px; display: flex; align-items: center; justify-content: center;">i</div> </div>	<div style="display: flex; justify-content: space-around;"> <div style="border: 1px solid black; width: 100px; height: 80px;"></div> <div style="border: 1px solid black; width: 100px; height: 80px;"></div> <div style="border: 1px solid black; width: 100px; height: 80px;"></div> </div>
6 	<div style="display: flex; justify-content: space-around; align-items: center;"> <div style="border: 1px solid black; border-radius: 50%; width: 60px; height: 60px; display: flex; align-items: center; justify-content: center;">p</div> <div style="border: 1px solid black; border-radius: 50%; width: 60px; height: 60px; display: flex; align-items: center; justify-content: center;">i</div> <div style="border: 1px solid black; border-radius: 50%; width: 60px; height: 60px; display: flex; align-items: center; justify-content: center;">sl</div> </div>	<div style="display: flex; justify-content: space-around;"> <div style="border: 1px solid black; width: 100px; height: 80px;"></div> <div style="border: 1px solid black; width: 100px; height: 80px;"></div> <div style="border: 1px solid black; width: 100px; height: 80px;"></div> </div>
7 	<div style="display: flex; justify-content: space-around; align-items: center;"> <div style="border: 1px solid black; border-radius: 50%; width: 60px; height: 60px; display: flex; align-items: center; justify-content: center;">r</div> <div style="border: 1px solid black; border-radius: 50%; width: 60px; height: 60px; display: flex; align-items: center; justify-content: center;">p</div> <div style="border: 1px solid black; border-radius: 50%; width: 60px; height: 60px; display: flex; align-items: center; justify-content: center;">i</div> </div>	<div style="display: flex; justify-content: space-around;"> <div style="border: 1px solid black; width: 100px; height: 80px;"></div> <div style="border: 1px solid black; width: 100px; height: 80px;"></div> <div style="border: 1px solid black; width: 100px; height: 80px;"></div> </div>
8 	<div style="display: flex; justify-content: space-around; align-items: center;"> <div style="border: 1px solid black; border-radius: 50%; width: 60px; height: 60px; display: flex; align-items: center; justify-content: center;">i</div> <div style="border: 1px solid black; border-radius: 50%; width: 60px; height: 60px; display: flex; align-items: center; justify-content: center;">s</div> <div style="border: 1px solid black; border-radius: 50%; width: 60px; height: 60px; display: flex; align-items: center; justify-content: center;">p</div> </div>	<div style="display: flex; justify-content: space-around;"> <div style="border: 1px solid black; width: 100px; height: 80px;"></div> <div style="border: 1px solid black; width: 100px; height: 80px;"></div> <div style="border: 1px solid black; width: 100px; height: 80px;"></div> </div>

Write the letters in the correct order to make the word that matches the picture.



1		<div style="display: flex; justify-content: space-around; align-items: center;"> <div style="border: 1px solid black; border-radius: 50%; width: 60px; height: 60px; display: flex; align-items: center; justify-content: center; font-size: 24px;">r</div> <div style="border: 1px solid black; border-radius: 50%; width: 60px; height: 60px; display: flex; align-items: center; justify-content: center; font-size: 24px;">p</div> <div style="border: 1px solid black; border-radius: 50%; width: 60px; height: 60px; display: flex; align-items: center; justify-content: center; font-size: 24px;">i</div> </div> <div style="display: flex; justify-content: space-around; margin-top: 10px;"> <div style="border: 1px solid black; width: 100px; height: 50px; display: flex; align-items: center; justify-content: center;">r</div> <div style="border: 1px solid black; width: 100px; height: 50px; display: flex; align-items: center; justify-content: center;">i</div> <div style="border: 1px solid black; width: 100px; height: 50px; display: flex; align-items: center; justify-content: center;">p</div> </div>
2		<div style="display: flex; justify-content: space-around; align-items: center;"> <div style="border: 1px solid black; border-radius: 50%; width: 60px; height: 60px; display: flex; align-items: center; justify-content: center; font-size: 24px;">i</div> <div style="border: 1px solid black; border-radius: 50%; width: 60px; height: 60px; display: flex; align-items: center; justify-content: center; font-size: 24px;">s</div> <div style="border: 1px solid black; border-radius: 50%; width: 60px; height: 60px; display: flex; align-items: center; justify-content: center; font-size: 24px;">p</div> </div> <div style="display: flex; justify-content: space-around; margin-top: 10px;"> <div style="border: 1px solid black; width: 100px; height: 50px;"></div> <div style="border: 1px solid black; width: 100px; height: 50px;"></div> <div style="border: 1px solid black; width: 100px; height: 50px;"></div> </div>
3		<div style="display: flex; justify-content: space-around; align-items: center;"> <div style="border: 1px solid black; border-radius: 50%; width: 60px; height: 60px; display: flex; align-items: center; justify-content: center; font-size: 24px;">sk</div> <div style="border: 1px solid black; border-radius: 50%; width: 60px; height: 60px; display: flex; align-items: center; justify-content: center; font-size: 24px;">p</div> <div style="border: 1px solid black; border-radius: 50%; width: 60px; height: 60px; display: flex; align-items: center; justify-content: center; font-size: 24px;">i</div> </div> <div style="display: flex; justify-content: space-around; margin-top: 10px;"> <div style="border: 1px solid black; width: 100px; height: 50px;"></div> <div style="border: 1px solid black; width: 100px; height: 50px;"></div> <div style="border: 1px solid black; width: 100px; height: 50px;"></div> </div>
4		<div style="display: flex; justify-content: space-around; align-items: center;"> <div style="border: 1px solid black; border-radius: 50%; width: 60px; height: 60px; display: flex; align-items: center; justify-content: center; font-size: 24px;">p</div> <div style="border: 1px solid black; border-radius: 50%; width: 60px; height: 60px; display: flex; align-items: center; justify-content: center; font-size: 24px;">i</div> <div style="border: 1px solid black; border-radius: 50%; width: 60px; height: 60px; display: flex; align-items: center; justify-content: center; font-size: 24px;">sl</div> </div> <div style="display: flex; justify-content: space-around; margin-top: 10px;"> <div style="border: 1px solid black; width: 100px; height: 50px;"></div> <div style="border: 1px solid black; width: 100px; height: 50px;"></div> <div style="border: 1px solid black; width: 100px; height: 50px;"></div> </div>
5		<div style="display: flex; justify-content: space-around; align-items: center;"> <div style="border: 1px solid black; border-radius: 50%; width: 60px; height: 60px; display: flex; align-items: center; justify-content: center; font-size: 24px;">sn</div> <div style="border: 1px solid black; border-radius: 50%; width: 60px; height: 60px; display: flex; align-items: center; justify-content: center; font-size: 24px;">p</div> <div style="border: 1px solid black; border-radius: 50%; width: 60px; height: 60px; display: flex; align-items: center; justify-content: center; font-size: 24px;">i</div> </div> <div style="display: flex; justify-content: space-around; margin-top: 10px;"> <div style="border: 1px solid black; width: 100px; height: 50px;"></div> <div style="border: 1px solid black; width: 100px; height: 50px;"></div> <div style="border: 1px solid black; width: 100px; height: 50px;"></div> </div>
6		<div style="display: flex; justify-content: space-around; align-items: center;"> <div style="border: 1px solid black; border-radius: 50%; width: 60px; height: 60px; display: flex; align-items: center; justify-content: center; font-size: 24px;">i</div> <div style="border: 1px solid black; border-radius: 50%; width: 60px; height: 60px; display: flex; align-items: center; justify-content: center; font-size: 24px;">p</div> <div style="border: 1px solid black; border-radius: 50%; width: 60px; height: 60px; display: flex; align-items: center; justify-content: center; font-size: 24px;">wh</div> </div> <div style="display: flex; justify-content: space-around; margin-top: 10px;"> <div style="border: 1px solid black; width: 100px; height: 50px;"></div> <div style="border: 1px solid black; width: 100px; height: 50px;"></div> <div style="border: 1px solid black; width: 100px; height: 50px;"></div> </div>
7		<div style="display: flex; justify-content: space-around; align-items: center;"> <div style="border: 1px solid black; border-radius: 50%; width: 60px; height: 60px; display: flex; align-items: center; justify-content: center; font-size: 24px;">i</div> <div style="border: 1px solid black; border-radius: 50%; width: 60px; height: 60px; display: flex; align-items: center; justify-content: center; font-size: 24px;">t</div> <div style="border: 1px solid black; border-radius: 50%; width: 60px; height: 60px; display: flex; align-items: center; justify-content: center; font-size: 24px;">p</div> </div> <div style="display: flex; justify-content: space-around; margin-top: 10px;"> <div style="border: 1px solid black; width: 100px; height: 50px;"></div> <div style="border: 1px solid black; width: 100px; height: 50px;"></div> <div style="border: 1px solid black; width: 100px; height: 50px;"></div> </div>
8		<div style="display: flex; justify-content: space-around; align-items: center;"> <div style="border: 1px solid black; border-radius: 50%; width: 60px; height: 60px; display: flex; align-items: center; justify-content: center; font-size: 24px;">i</div> <div style="border: 1px solid black; border-radius: 50%; width: 60px; height: 60px; display: flex; align-items: center; justify-content: center; font-size: 24px;">p</div> <div style="border: 1px solid black; border-radius: 50%; width: 60px; height: 60px; display: flex; align-items: center; justify-content: center; font-size: 24px;">z</div> </div> <div style="display: flex; justify-content: space-around; margin-top: 10px;"> <div style="border: 1px solid black; width: 100px; height: 50px;"></div> <div style="border: 1px solid black; width: 100px; height: 50px;"></div> <div style="border: 1px solid black; width: 100px; height: 50px;"></div> </div>

UNSCRAMBLE the LETTERS Write the missing letter in the circle.
Write the letters in the correct order to make the word that matches the picture.


1




2





3





4




5




6



7



8




Read and Write! Write the missing letter in the circle.
Write the letters in the correct order to make the word that matches the picture.


1



2



3




4



5



6



7



8



Say it! Build it! Write! Color the letters that spell the picture's name. Write the word on the line.

rip

tip

sip

skip

zip

slip

whip


snip



t	r	b	i	e	p	m
---	---	---	---	---	---	---



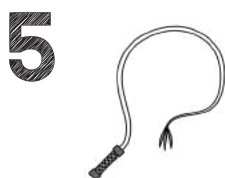
sn	v	u	i	nd	i	p
----	---	---	---	----	---	---



t	t	s	e	f	i	p
---	---	---	---	---	---	---




j	s	k	i	o	p	r
---	---	---	---	---	---	---



wh	p	l	n	i	s	p
----	---	---	---	---	---	---



r	sk	q	n	i	p	h
---	----	---	---	---	---	---



fl	z	n	i	s	p	r
----	---	---	---	---	---	---



h	tr	k	sl	sn	i	p
---	----	---	----	----	---	---

Say it! Build it! Write it! Color the letters that spell the picture's name. Write the word on the line.

rip

tip

whip

snip

zip


sip

skip

slip



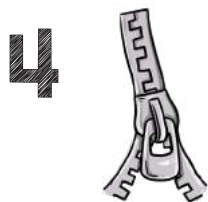
sn	v	l	fl	i	i	p
----	---	---	----	---	---	---



t	t	s	i	f	ch	p
---	---	---	---	---	----	---



t	r	b	i	e	p	m
---	---	---	---	---	---	---



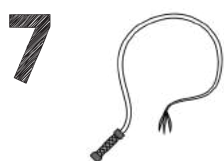
z	v	n	i	tr	p	r
---	---	---	---	----	---	---



h	pl	k	sl	s	i	p
---	----	---	----	---	---	---



j	s	k	i	o	p	r
---	---	---	---	---	---	---




wh	p	l	sh	i	s	p
----	---	---	----	---	---	---



r	sk	q	wh	i	p	h
---	----	---	----	---	---	---

Draw a line to match the letters.

Write the words two times each.



1.

r	e	p
n	i	g



2.

t	i	b
sk	o	p



3.

n	i	p
t	u	p



4.

z	o	p
t	i	s



5.

s	i	m
h	u	p



6.

wh	a	k
a	i	p



7.

fr	e	p
sn	i	n



8.


d	i	s
sl	o	p

SEE - SAY - CUT - PASTE - READ

ip set 1


Cut out the letters. Glue them under the pictures to spell the words correctly.

1.




--	--	--

2.



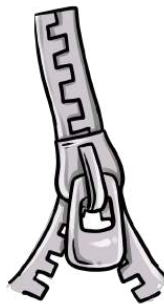
--	--	--

3.



--	--	--

4.



--	--	--

i	i	i	i	p	p
p	p	z	s	sl	sk




SEE - SAY - CUT - PASTE - READ

ip set 2


Cut out the letters. Glue them under the pictures to spell the words correctly.

1.




--	--	--

2.




--	--	--

3.



--	--	--

4.

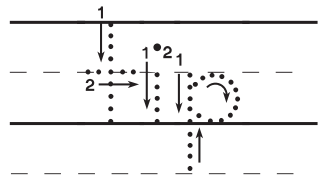


--	--	--

i	i	i	i	p	p
p	p	wh	sn	r	t



Trace

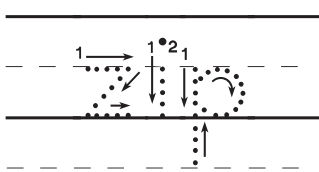


write

color



Trace

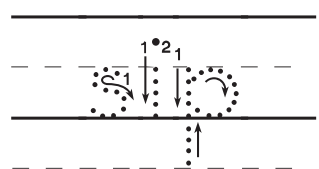


write

color



Trace

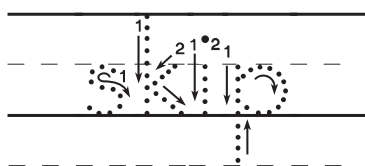


write

color



Trace



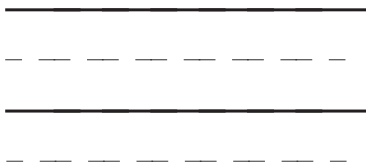
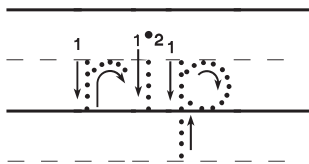
write

color



Write a sentence of your own using some words from above.

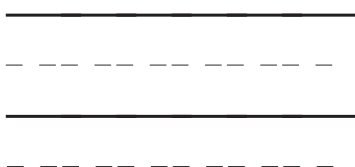
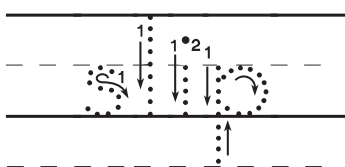
Trace



color



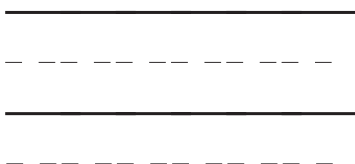
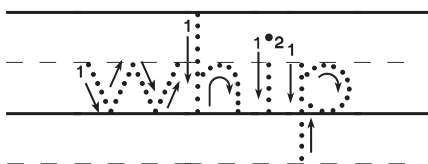
Trace



color



Trace

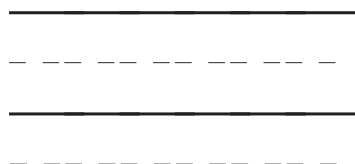
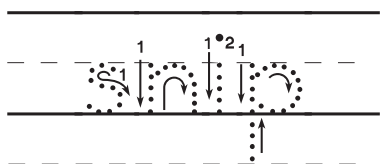


write

color



Trace



write

color




Write a sentence of your own using some words from above.

SENTENCE BUILDING



The scouts skip the rope.




Snip a piece of paper.

Cut out the words and paste them in the boxes above to make a sentence. Then, write your sentence on the line.



skip	The	rope	the	scouts	.
piece	Snip	a	of	paper	.

SENTENCE BUILDING



I hear the paper rip.



The whip is used by cowboys.

Cut out the words and paste them in the boxes above to make a sentence. Then, write your sentence on the line.



the	hear	I	rip	paper	.
used	whip	is	by	The	cowboys.

SENTENCE BUILDING



The tip of the pencil is sharp.



I need to zip my shirt.

Cut out the words and paste them in the boxes above to make a sentence. Then, write your sentence on the line.



the	tip	of	is	sharp	The	pencil	.
zip	need	I	my	to	shirt	.	

SENTENCE BUILDING



He took a sip of tea.



The pig had a slip.

Cut out the words and paste them in the boxes above to make a sentence. Then, write your sentence on the line.



of	sip	tea	He	a	took	.
had	pig	a	The	slip	.	


Let's Read the ip Words

Directions: To assemble your flip-book reader, cut out all the boxes along the dashed-black lines. Attach the smaller boxes on top of each other by stapling them to the shaded gray area indicated. The top box has the word "Name" on it.



Bottom of Book

ip



r



s



z



t



sk







sl



sn




wh




Directions: Cut out the letters and build the words to match the pictures.


See It! Build It!



i

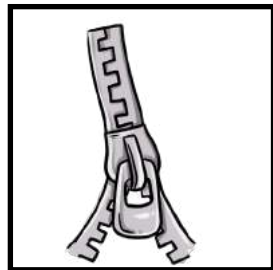


i



p

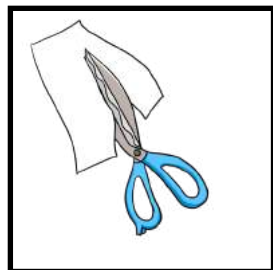




i

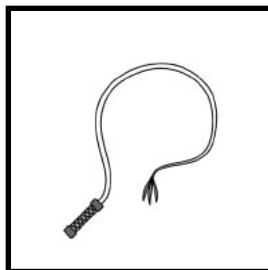


p



sn

i



wh

p

Directions: Draw and write two of your own /ip/ words in the boxes below.

i

i

i

i

i

i

p

p

p

p

p

p

r

sk

n

s

t

sl


Directions: Read the sentence and match the picture to it.

Match It!


Set 1




The tip of the pencil is sharp.



I need to zip my shirt.



He took a sip of tea.



The pig had a slip.




Directions: Draw and write your own /ip/ word sentence.




Directions: Read the sentence and match the picture to it.

Match It!

Set 2




The scouts skip the rope.



Snip a piece of paper.




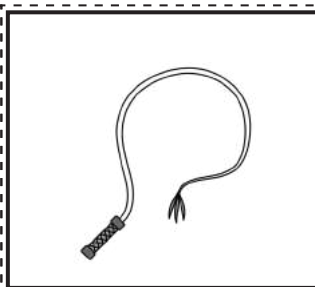
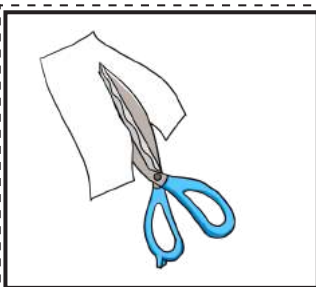

I hear the paper rip.



The whip is used by cowboys.



Directions: Draw and write your own /ip/ word sentence.

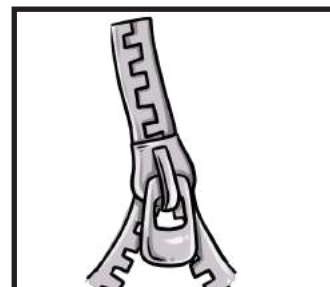


Directions: Read the sentence and write the missing word in the blank. Use the pictures to help you.


Set 1

FILL IT!


1 The _____ is stuck.




2 There is a _____ in my shirt.




3 They _____ and jump.



4 The _____ has to be sharp.



5 Directions: Draw and write your own /ip/ word sentence.



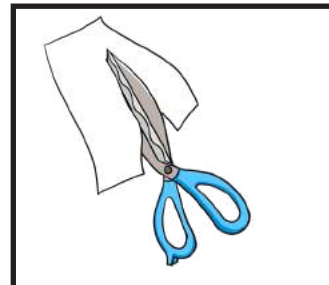
rip tip zip skip

Directions: Read the sentence and write the missing word in the blank. Use the pictures to help you.

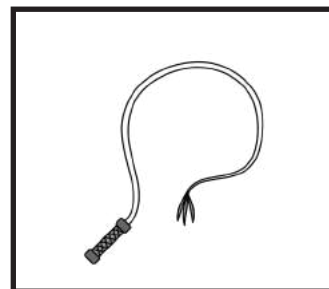
Set 2

FILL IT!

1 Be careful while you _____.



2 This _____ is long.



3 Watch out or you will _____.



4 That was his first _____.



5 Directions: Draw and write your own /ip/ word sentence.



whip


snip

slip


sip

Directions: Trace the words and draw a matching picture.


ip DRAW IT!




rip




tip




skip




zip




snip




sip




zip




slip




whip



skip



slip



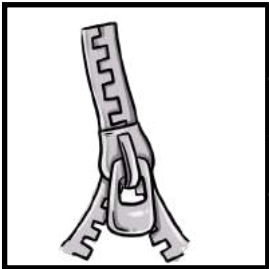
tip


Directions: Look at the pictures and write the word that matches.

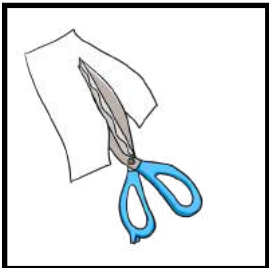
ip WRITE IT!
























Directions: Draw and write your own /ip/ words.









Directions: Circle the words that belong with the /ip/ word family.

CIRCLE IT!

rip



bit

tip

fit

slip

hit

tip

lit

whip

pit

zip

snip

sip

sit

knit


rip

skip

Directions: Draw a line to connect the picture with the word it matches.

CONNECT IT

a



b



c



d



e



f



g



h



1. whip

2. tip

3. rip

4. snip

5. sip

6. skip

7. slip

8. zip

Choose words from today's lesson. Write and draw them below.

1.

Word: _____

2.

Word: _____

3.

Word: _____

4.

Word: _____

Choose words from today's lesson. Write and draw them below.

1.

Word:

2.

Word:

3.

Word:

4.

Word:

I Can Read and Match

Trace each word, then match them to the correct picture.

sip

1

a



skip

2

b



slip

3

c



snip

4

d



whip

5

e



rip

6

f



zip

7

g



tip

8

h



Draw and write a story using as many words from the right as you can!

A large rectangular box for drawing and writing, containing several sets of horizontal lines (solid top and bottom lines with a dashed middle line) for writing.



rip



tip



snip



whip



zip



skip



sip



slip

Draw and write two sentences using some of the words to the right.

Large empty box for drawing and writing.

Handwriting practice lines (solid top and bottom lines, dashed middle line).

Large empty box for drawing and writing.

Handwriting practice lines (solid top and bottom lines, dashed middle line).



rip



tip



snip



whip



zip



skip



sip



slip

Circle the correct word and write it on the line. Add a full-stop period to each sentence.

1.



rip

tip

The _____ is sharp

2.



tip

sip

He took a _____

3.



whip

skip

He does a _____

4.



skip

snip

_____ the thread

5.



snip

slip

They _____ and fall

6.



slip

zip

_____ your pants

7.

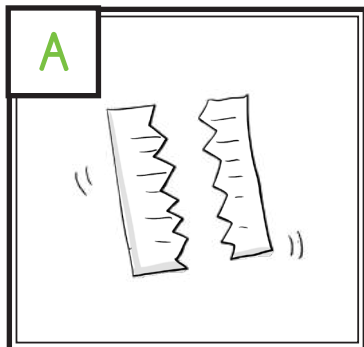


zip

rip

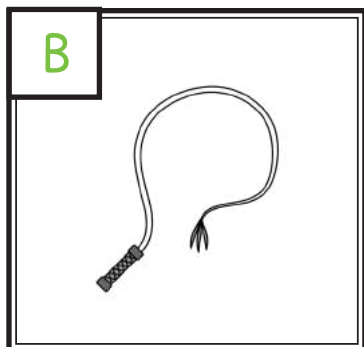
The _____ is big

Match the pictures to their sentences by writing the correct letters in the box.




The scouts skip the rope.

Snip a piece of paper.



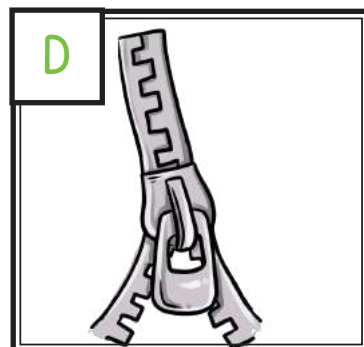
I hear the paper rip.

The whip is used by cowboys.





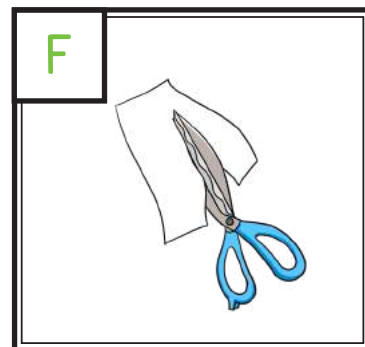

The tip of the pencil is sharp.

I need to zip my shirt.



He took a sip of tea.

The pig had a slip.




Write a great sentence of your own on the lines below.



Cut and paste the words on the right in alphabet order.

Cut & Paste



snip



rip



tip



sip



zip



slip



skip



Blank box for pasting the word 'snip'

Handwriting lines for the word 'snip'

Handwriting lines for the word 'snip'

Blank box for pasting the word 'rip'

Handwriting lines for the word 'rip'

Handwriting lines for the word 'rip'

Blank box for pasting the word 'tip'

Handwriting lines for the word 'tip'

Handwriting lines for the word 'tip'

Blank box for pasting the word 'sip'

Handwriting lines for the word 'sip'

Handwriting lines for the word 'sip'

Blank box for pasting the word 'zip'

Handwriting lines for the word 'zip'

Handwriting lines for the word 'zip'

Blank box for pasting the word 'slip'

Handwriting lines for the word 'slip'

Handwriting lines for the word 'slip'

Blank box for pasting the word 'skip'

Handwriting lines for the word 'skip'

Handwriting lines for the word 'skip'



Cut and paste the pictures. Then, write each word 2 times each.

tip

tip

Handwriting practice lines for the word 'tip', consisting of two solid top lines, a dashed middle line, and a solid bottom line.

rip

rip

Handwriting practice lines for the word 'rip', consisting of two solid top lines, a dashed middle line, and a solid bottom line.

slip

slip

Handwriting practice lines for the word 'slip', consisting of two solid top lines, a dashed middle line, and a solid bottom line.

sip

sip

Handwriting practice lines for the word 'sip', consisting of two solid top lines, a dashed middle line, and a solid bottom line.

whip

whip

Handwriting practice lines for the word 'whip', consisting of two solid top lines, a dashed middle line, and a solid bottom line.

zip

zip

Handwriting practice lines for the word 'zip', consisting of two solid top lines, a dashed middle line, and a solid bottom line.

skip

skip

Handwriting practice lines for the word 'skip', consisting of two solid top lines, a dashed middle line, and a solid bottom line.





Cut and paste the pictures. Then, write each word 2 times each.

tip

tip

Handwriting practice lines for the word 'tip' (solid top, dashed middle, solid bottom).

rip

rip

Handwriting practice lines for the word 'rip' (solid top, dashed middle, solid bottom).

slip

slip

Handwriting practice lines for the word 'slip' (solid top, dashed middle, solid bottom).

sip

sip

Handwriting practice lines for the word 'sip' (solid top, dashed middle, solid bottom).

snip

snip

Handwriting practice lines for the word 'snip' (solid top, dashed middle, solid bottom).

zip


zip

Handwriting practice lines for the word 'zip' (solid top, dashed middle, solid bottom).

skip

skip


Handwriting practice lines for the word 'skip' (solid top, dashed middle, solid bottom).



Sort the words to make a great sentence on the lines below.

rip

him



the

Let

paper.

www.PhonicsGarden.com

Write a sentence of your own about the picture.

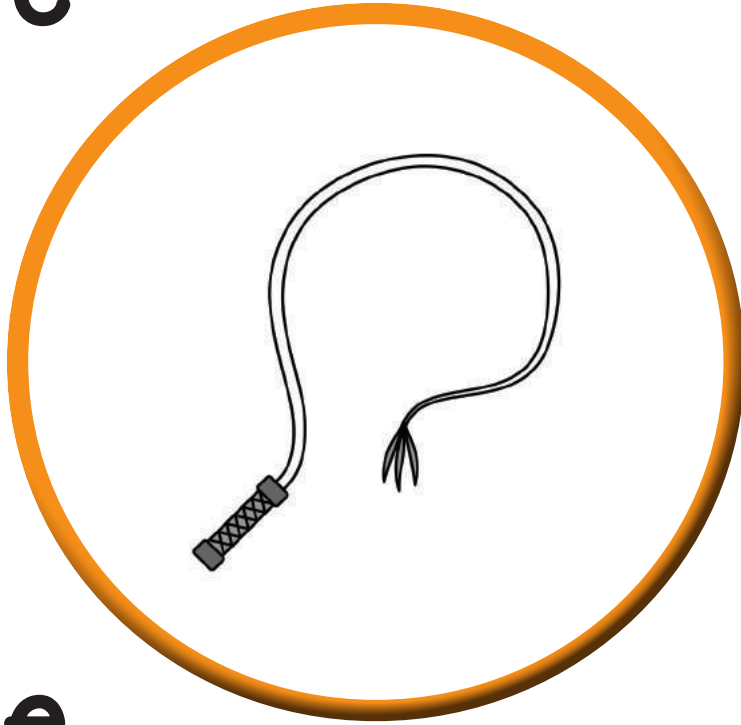
Sort the words to make a great sentence on the lines below.

the

whip

is

of



loud.

The

crack

www.PhonicsGarden.com

Write a sentence of your own about the picture.

Sort the words to make a great sentence on the lines below.

The

the

of



broke.

pencil

tip

www.PhonicsGarden.com

Write a sentence of your own about the picture.

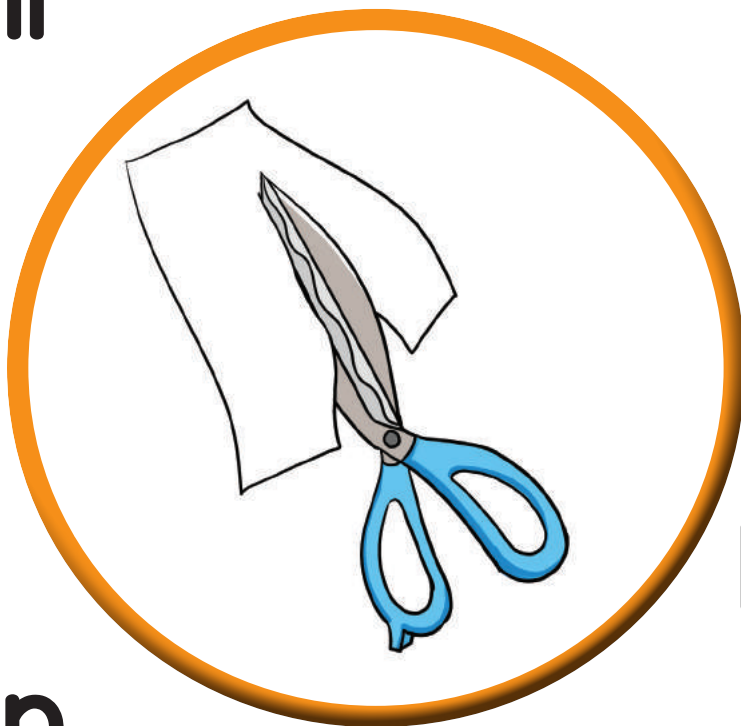
Sort the words to make a great sentence on the lines below.

will

the

in

I



paper

snip

half.

www.PhonicsGarden.com

Write a sentence of your own about the picture.

Sort the words to make a great sentence on the lines below.

blue

scouts

the



The

rope.

skip

www.PhonicsGarden.com

Write a sentence of your own about the picture.

Sort the words to make a great sentence on the lines below.

on

You



the

slip

can

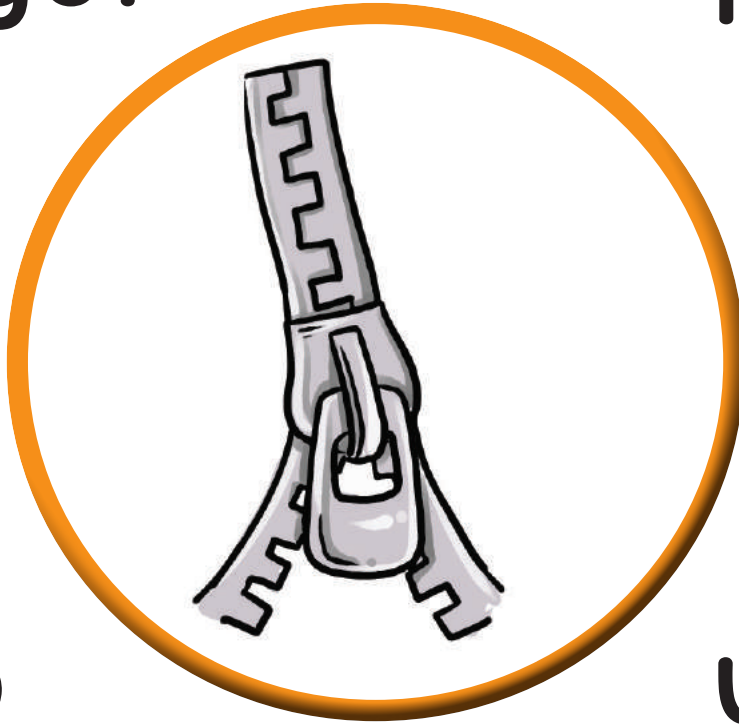
banana.

Write a sentence of your own about the picture.

Sort the words to make a great sentence on the lines below.

forgot

to



I

zip

up.

www.PhonicsGarden.com

Write a sentence of your own about the picture.

Sort the words to make a great sentence on the lines below.

He

sip.



a

took

small

www.PhonicsGarden.com

Write a sentence of your own about the picture.

I Say, Spell, Cut and Paste

ip
Word Spelling

Say, Trace, Cut & Paste, and Spell each picture word correctly.



--	--

--	--

www.PhonicsGarden.com



--	--

--	--

Trace on the inside of the letters. Then cut them out and glue them down to spell the pictures above.

sl

sk

ip

ip

s

z

ip

ip



ip

Word Spelling


I Say, Spell, Cut and Paste

Say, Trace, Cut & Paste, and Spell each picture word correctly.



--	--	--	--


www.PhonicsGarden.com



--	--	--	--



--	--	--	--












--	--	--	--

Trace on the inside of the letters. Then cut them out and glue them down to spell the pictures above.

sn	r	ip	ip
wh	t	ip	ip



Look at each picture. Circle the correct word..


<p>1</p>  <p>rip slip snip</p>	<p>2</p>  <p>whip snip skip</p>	<p>3</p>  <p>skip tip sip</p>	
<p>4</p>  <p>sip snip tip</p>	<p>5</p>  <p>rip skip whip</p>	<p>6</p>  <p>zip rip sip</p>	
<p>7</p>  <p>zip skip whip</p>	<p>8</p>  <p>slip skip sip</p>	<p>9</p>  <p>snip whip sip</p>	
<p>black The is long. whip and</p>			<p>www.PhonicsGarden.com</p>

Sort the words above to make a great sentence below.

See, Say, and Spell - Word Family - ip

Write in the missing letters for the word family words below. How many word family /ip/ words did you find?

Write the correct letter blend to complete the words below.



___ ip



___ it



___ ip



___ ip



___ it



___ ip



___ it



___ ip



___ it



___ ip



___ it



___ it



___ ip



___ it



___ ip

See, Say, and Spell - Word Family - ip

Write the missing letters to complete the words below.

rip sip zip slip snip tip whip skip



s _____



b _____



z _____



sl _____



h _____



sk _____



l _____



sn _____



p _____



t _____



s _____



kn _____



wh _____







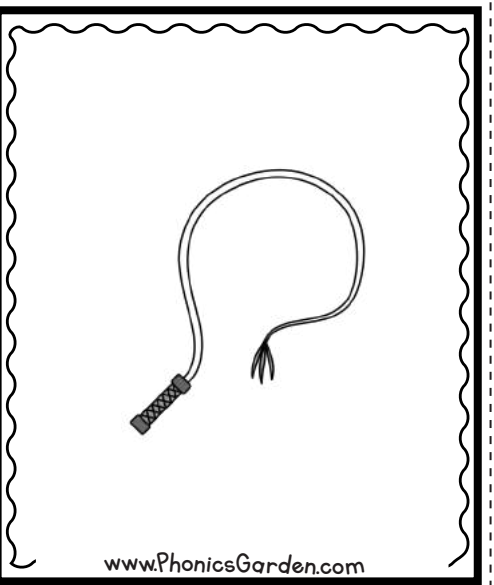




f _____



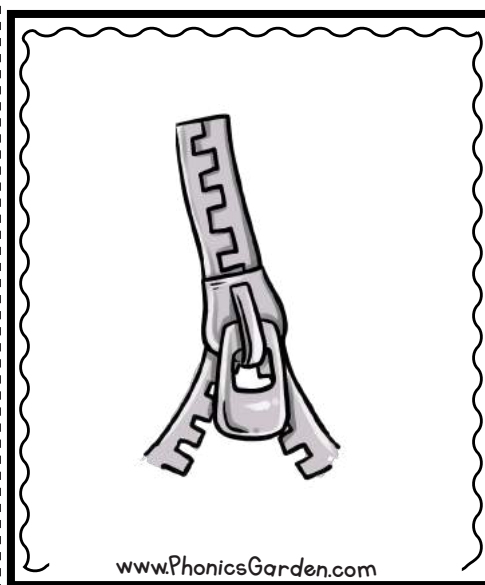
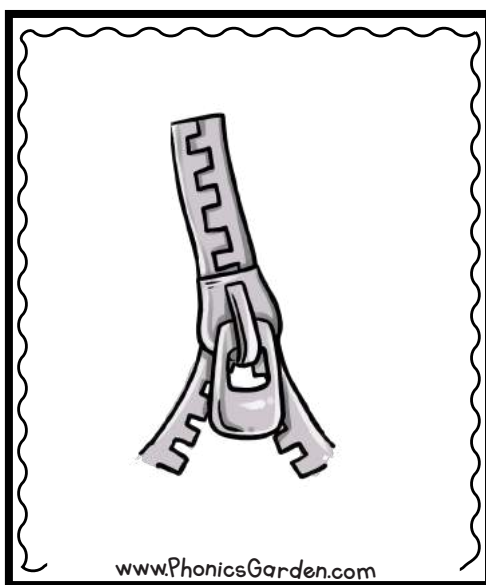



r _____

MEMORY GAME



MEMORY GAME



MEMORY GAME



rip

www.PhonicsGarden.com

rip

www.PhonicsGarden.com

whip

www.PhonicsGarden.com

whip

www.PhonicsGarden.com

tip

www.PhonicsGarden.com

tip

www.PhonicsGarden.com

snip

www.PhonicsGarden.com

snip

www.PhonicsGarden.com

skip

www.PhonicsGarden.com

MEMORY GAME



skip

www.PhonicsGarden.com

slip

www.PhonicsGarden.com

slip

www.PhonicsGarden.com

zip

www.PhonicsGarden.com

zip

www.PhonicsGarden.com

sip

www.PhonicsGarden.com


sip

www.PhonicsGarden.com

www.PhonicsGarden.com


www.PhonicsGarden.com

FLASH CARDS



rip

www.PhonicsGarden.com



rip

www.PhonicsGarden.com



whip

www.PhonicsGarden.com



whip

www.PhonicsGarden.com




tip

www.PhonicsGarden.com




tip

www.PhonicsGarden.com



snip

www.PhonicsGarden.com



snip

www.PhonicsGarden.com



skip


www.PhonicsGarden.com

FLASH CARDS




skip

www.PhonicsGarden.com




slip

www.PhonicsGarden.com



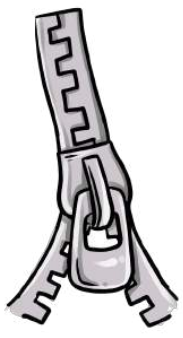
slip

www.PhonicsGarden.com



zip

www.PhonicsGarden.com



zip

www.PhonicsGarden.com



sip

www.PhonicsGarden.com



sip

www.PhonicsGarden.com

www.PhonicsGarden.com

www.PhonicsGarden.com