

# Spin and Spell

Spin the spinner. Spell and write the **id** word.



lid    did    hid	mid    kid    rid
_____	_____
_____	_____
_____	_____
_____	_____
_____	_____
_____	_____
_____	_____
_____	_____
_____	_____

Which **id** word did you spin on and write the most? Write it again here!

\_\_\_\_\_

\_\_\_\_\_

\_\_\_\_\_

Spin a picture. Read the word.  
Write the word in the matching letter boxes.  
Place a check mark next to the word after it is written.

- lid
- rid
- did
- kid
- mid
- hid



Hint: Use a paperclip as your spinner.

<div style="display: flex; justify-content: space-between;"> <div style="border: 1px solid black; width: 40px; height: 40px; text-align: center; font-size: 2em; font-weight: bold;">S</div> <div style="border: 1px solid black; width: 40px; height: 40px;"></div> </div>	<div style="display: flex; justify-content: space-between;"> <div style="border: 1px solid black; width: 40px; height: 40px;"></div> <div style="border: 1px solid black; width: 40px; height: 40px;"></div> <div style="border: 1px solid black; width: 40px; height: 40px;"></div> </div>
<div style="display: flex; justify-content: space-between;"> <div style="border: 1px solid black; width: 40px; height: 40px;"></div> <div style="border: 1px solid black; width: 40px; height: 40px;"></div> <div style="border: 1px solid black; width: 40px; height: 40px;"></div> </div>	<div style="display: flex; justify-content: space-between;"> <div style="border: 1px solid black; width: 40px; height: 40px;"></div> <div style="border: 1px solid black; width: 40px; height: 40px;"></div> <div style="border: 1px solid black; width: 40px; height: 40px;"></div> </div>
<div style="display: flex; justify-content: space-between;"> <div style="border: 1px solid black; width: 40px; height: 40px;"></div> <div style="border: 1px solid black; width: 40px; height: 40px;"></div> <div style="border: 1px solid black; width: 40px; height: 40px;"></div> </div>	<div style="display: flex; justify-content: space-between;"> <div style="border: 1px solid black; width: 40px; height: 40px;"></div> <div style="border: 1px solid black; width: 40px; height: 40px;"></div> <div style="border: 1px solid black; width: 40px; height: 40px;"></div> </div>



# Spin and Build

# id



Hint: Use a paperclip as your spinner.

Spin a picture.  
Cut and paste the letters to build  
the matching words.



--	--	--



--	--	--



--	--	--



--	--	--



--	--	--



--	--	--

Write your words on the lines.


_____	_____	_____
_____	_____	_____
_____	_____	_____
_____	_____	_____

lid    did    hid    mid    kid    rid

i	i	i	i	i	i	d	d	d
d	d	d	l	h	r	m	k	d



Set One



Each player takes a turn to spin a picture and color the matching word.  
First player to color all words wins the game.

Spin, Color, and Win!



id

player 1

lid	kid	mid
did	lid	rid
rid	kid	did
hid	lid	kid
lid	hid	did

player 2

rid	did	rid
hid	kid	hid
lid	mid	did
lid	did	kid
hid	mid	rid






Set Two

Spin, Color, and Win!

Each player takes a turn to spin a picture and color the matching word.  
 First player to color all words wins the game.



id



player 1

player 2


skid	rid	skid	hid
slid	skid	rid	hid
mid	lid	slid	rid
slid	slid	rid	mid
rid	hid	skid	lid

hid	rid	skid	hid
rid	mid	slid	rid
slid	rid	skid	mid
rid	slid	mid	rid
skid	rid	skid	skid


# Make Your Own: #1

# Spin, Color, and Win!

Each player takes a turn to spin a picture and color the matching word.  
First player to color all words wins the game.



player 1



player 2







# Make Your Own: #2

# Spin, Color, and Win!

Each player takes a turn to spin a picture and color the matching word.  
First player to color all words wins the game.



player 1



player 2








lid



rid

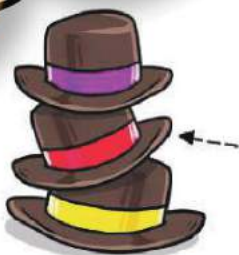


did



kid

mid



hid

slid



skid






l id



www.PhonicsGarden.com

d id



www.PhonicsGarden.com

s id



www.PhonicsGarden.com

k id



www.PhonicsGarden.com



m id




www.PhonicsGarden.com

h id



www.PhonicsGarden.com

s id



www.PhonicsGarden.com

s id



www.PhonicsGarden.com



Draw and write your own word puzzles on this page.



Blank word puzzle grid with a dashed outline and a vertical zigzag cut line. The URL [www.PhonicsGarden.com](http://www.PhonicsGarden.com) is printed in the bottom right corner.



Word puzzle grid with a dashed outline and a vertical zigzag cut line. The word "Sample" is written across the grid in large, colorful, 3D-style letters: 'S' (pink), 'a' (orange), 'm' (blue), 'p' (green), 'l' (purple), and 'e' (yellow). The URL [www.PhonicsGarden.com](http://www.PhonicsGarden.com) is printed in the bottom right corner.

Word puzzle grid with a dashed outline and a vertical zigzag cut line. The word "Sample" is written across the grid in large, colorful, 3D-style letters: 'S' (pink), 'a' (orange), 'm' (blue), 'p' (green), 'l' (purple), and 'e' (yellow). The URL [www.PhonicsGarden.com](http://www.PhonicsGarden.com) is printed in the bottom right corner.

Blank word puzzle grid with a dashed outline and a vertical zigzag cut line. The URL [www.PhonicsGarden.com](http://www.PhonicsGarden.com) is printed in the bottom right corner.

Draw and write your own word puzzles on this page.



A large rectangular area with a dashed border, divided into two vertical sections. The left section contains a dashed outline of a word puzzle. The right section contains a dashed outline of a word puzzle and the text [www.PhonicsGarden.com](http://www.PhonicsGarden.com).

A large rectangular area with a dashed border, divided into two vertical sections. The left section contains a dashed outline of a word puzzle. The right section contains a dashed outline of a word puzzle and the text [www.PhonicsGarden.com](http://www.PhonicsGarden.com). A large, colorful word puzzle "Sample" is overlaid across the middle of this section, with each letter in a different colored circle: 'S' (pink), 'a' (orange), 'm' (blue), 'p' (green), 'l' (purple), 'e' (yellow).

A large rectangular area with a dashed border, divided into two vertical sections. The left section contains a dashed outline of a word puzzle. The right section contains a dashed outline of a word puzzle and the text [www.PhonicsGarden.com](http://www.PhonicsGarden.com). A large, colorful word puzzle "Sample" is overlaid across the middle of this section, with each letter in a different colored circle: 'S' (pink), 'a' (orange), 'm' (blue), 'p' (green), 'l' (purple), 'e' (yellow).

A large rectangular area with a dashed border, divided into two vertical sections. The left section contains a dashed outline of a word puzzle. The right section contains a dashed outline of a word puzzle and the text [www.PhonicsGarden.com](http://www.PhonicsGarden.com).



Add the missing letters.

Write the words on  
the lines below.

**word family**  
Word Spelling

\_\_\_\_\_ id

\_\_\_\_\_ id

\_\_\_\_\_ id

\_\_\_\_\_ id

\_\_\_\_\_ id

\_\_\_\_\_ id

\_\_\_\_\_ id

\_\_\_\_\_ id

1. \_\_\_\_\_
2. \_\_\_\_\_
3. \_\_\_\_\_
4. \_\_\_\_\_
5. \_\_\_\_\_
6. \_\_\_\_\_
7. \_\_\_\_\_
8. \_\_\_\_\_

Choose one or two words from above and make a great sentence below.

\_\_\_\_\_

\_\_\_\_\_

\_\_\_\_\_

\_\_\_\_\_

Add the missing letters.

Write the words on the lines below.

Word Family  
Word Spelling



r \_ \_




sl \_ \_



h \_ \_



sk \_ \_




d \_ \_



l \_ \_



m \_ \_



1.     

5.     

2.     

6.     

3.     

7.     

4.     

8.     

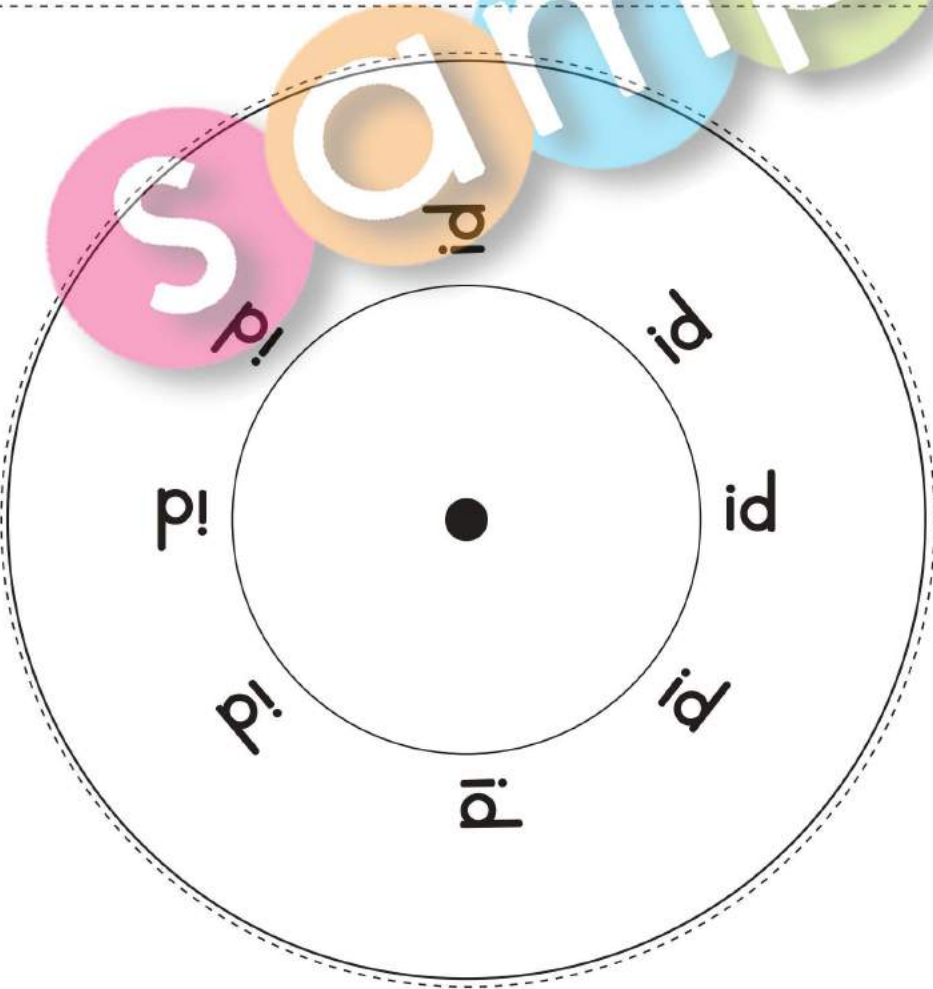
Choose one or two words from above and make a great sentence below.

\_\_\_\_\_  
\_\_\_\_\_  
\_\_\_\_\_  
\_\_\_\_\_  
\_\_\_\_\_

After you have finished assembling your word wheel, practice writing each word as you spin the wheel. Spin, read, and write your new words!

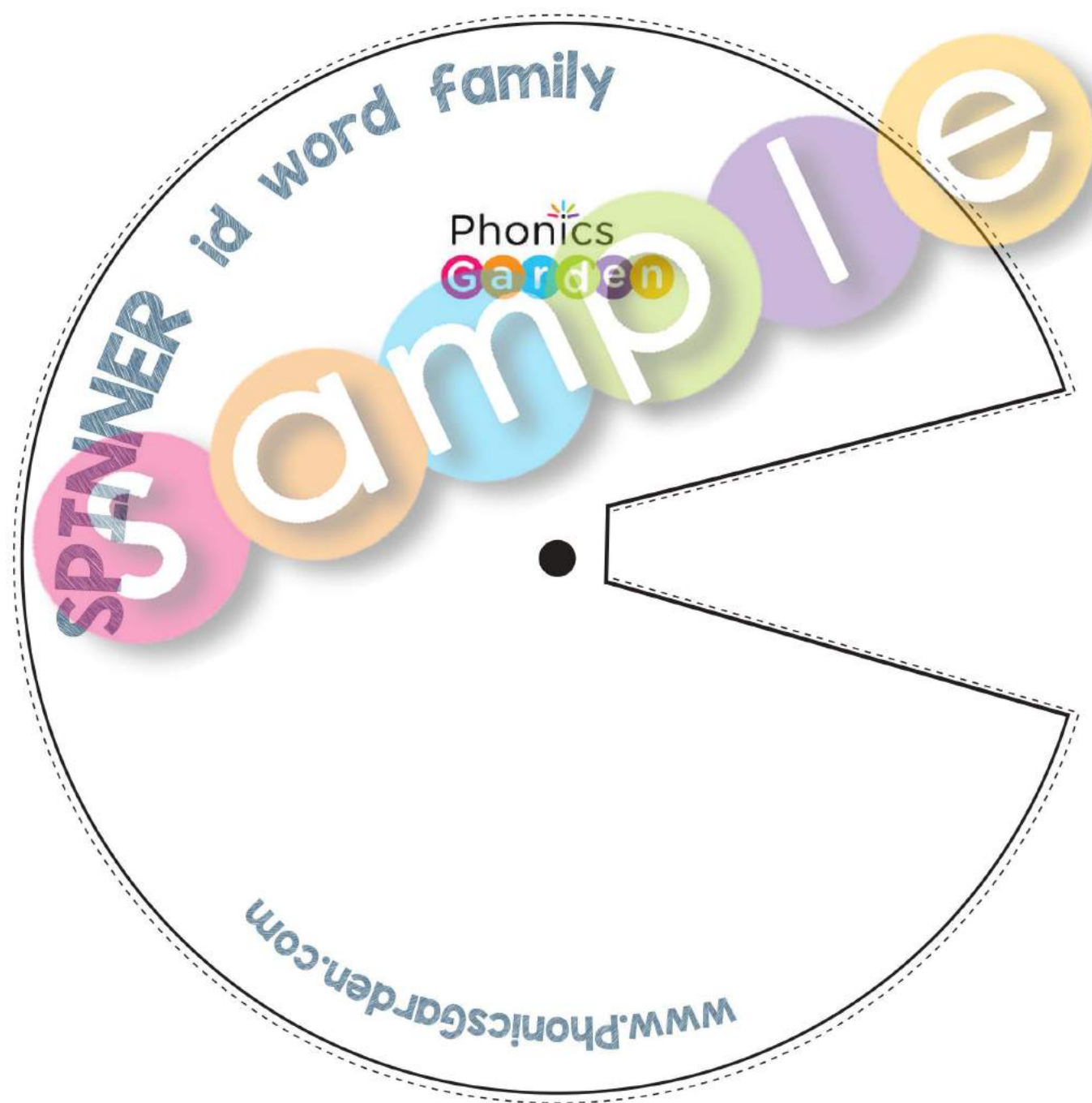
Write each word on your word-wheel 2 times each.

<hr/> <hr/> <hr/> <hr/> <hr/> <hr/> <hr/> <hr/>	<hr/> <hr/> <hr/> <hr/> <hr/> <hr/> <hr/> <hr/>	<hr/> <hr/> <hr/> <hr/> <hr/> <hr/> <hr/> <hr/>	<hr/> <hr/> <hr/> <hr/> <hr/> <hr/> <hr/> <hr/>
<hr/> <hr/> <hr/> <hr/> <hr/> <hr/> <hr/> <hr/>	<hr/> <hr/> <hr/> <hr/> <hr/> <hr/> <hr/> <hr/>	<hr/> <hr/> <hr/> <hr/> <hr/> <hr/> <hr/> <hr/>	<hr/> <hr/> <hr/> <hr/> <hr/> <hr/> <hr/> <hr/>










# SPINNER id word family

www.PhonicsGarden.com



pick

pick


lid

pick

pick

pick





### ~id Words

Step 1: Print the word wheel on card stock paper for best results.

Step 2: Attach the front to the back with a brass paper fastener, paperclip, or another fastening object.

Step 3: Have your students spin the wheel to make and read the words.



www.PhonicsGarden.com  
**id**

Word Family Word Wheel



**id**



Name: \_\_\_\_\_

# Word Wheel

This Word Wheel will help your students practice reading. Moving the wheel will match the word with the picture clue.

id

Word Family Word Wheel

Name: \_\_\_\_\_

www.PhonicsGarden.com

TOP

## Instructions

1. Copy on to the white card stock
2. Cut out the two shapes on the dotted lines.
3. Place TOP wheel on the TOP of the BOTTOM wheel.
4. Insert split pin in the center.
5. Have students spin and read.

mid hid rid did lid

BOTTOM

Cut out the words and pictures. Paste them down where they belong matching each word and picture.

id

ig



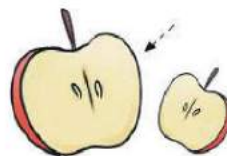



lid

did

big

rig



mid

rid

dig

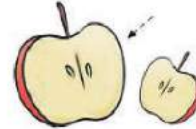
fig





Connect the /id/ word family words with the **id**.

Connect the words that are NOT part of the /id/ word family with the **X**.



Practice writing your /id/ words.

\_\_\_\_\_

\_\_\_\_\_

\_\_\_\_\_

\_\_\_\_\_

\_\_\_\_\_

\_\_\_\_\_

\_\_\_\_\_

\_\_\_\_\_

\_\_\_\_\_

\_\_\_\_\_

\_\_\_\_\_

\_\_\_\_\_



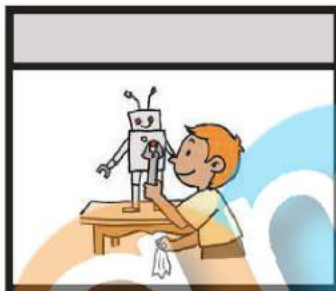

What

is in the

id house?

id

set 1




When you are done cutting and pasting your words, finish the sentence below. Add a full-stop period.

In the house, I can see

a \_\_\_\_\_, and

Write the missing letters below. Cut out the boxes and glue the top flap onto the matching picture. ✂






What is in the id house?

id


set 2



When you are done cutting and pasting your words, finish the sentence below. Add a full-stop period.

In the house, I can see  
a \_\_\_\_\_, and

Write the missing letters below. Cut out the boxes and glue the top flap onto the matching picture. ✂





Cut out each of the puzzle pieces and glue them where they belong.

lid	glue piece here	did	glue piece here
-----	-----------------	-----	-----------------

kid	glue piece here	hid	glue piece here
-----	-----------------	-----	-----------------

rid	glue piece here	mid	glue piece here
-----	-----------------	-----	-----------------

slid	glue piece here	skid	glue piece here
------	-----------------	------	-----------------


_sid	glue piece here	_id	glue piece here
------	-----------------	-----	-----------------

Scissors icon


Color the word box that goes with the picture.


Write the words below.

1



mid	hid
-----	-----

2




rid	hid
-----	-----

3




rid	skid
-----	------

4



skid	kid
------	-----

5




kid	slid
-----	------

6




lid	mid
-----	-----

7



lid	slid
-----	------

8



skid	did
------	-----

1

2

3

4

5

6

7

8

Write the letters in the correct order to make the word that matches the picture.

1		i d d	d	i	d
2		i d k			
3		sk d i			
4		i d sl			
5		h d i			
6		d i m			
7		l d i			
8		i r d			



Write the letters in the correct order to make the word that matches the picture.

1		<b>l</b> <b>d</b> <b>i</b>	<input type="text"/>	<input type="text"/>	<input type="text"/>
2		<b>i</b> <b>r</b> <b>d</b>	<input type="text"/>	<input type="text"/>	<input type="text"/>
3		<b>h</b> <b>d</b> <b>i</b>	<input type="text"/>	<input type="text"/>	<input type="text"/>
4		<b>d</b> <b>i</b> <b>m</b>	<input type="text"/>	<input type="text"/>	<input type="text"/>
5		<b>sk</b> <b>d</b> <b>i</b>	<input type="text"/>	<input type="text"/>	<input type="text"/>
6		<b>i</b> <b>d</b> <b>sl</b>	<input type="text"/>	<input type="text"/>	<input type="text"/>
7		<b>i</b> <b>d</b> <b>d</b>	<input type="text"/>	<input type="text"/>	<input type="text"/>
8		<b>i</b> <b>d</b> <b>k</b>	<input type="text"/>	<input type="text"/>	<input type="text"/>

UNSCRAMBLE the LETTERS Write the missing letter in the circle.  
Write the letters in the correct order to make the word that matches the picture.

1		k	d	i	k	i	d
2		sk		i			
3		i	d				
4			d	d			
5		i		i			
6		i		d			
7		h	d				
8		d	i				



Read and Write! Write the missing letter in the circle.  
Write the letters in the correct order to make the word that matches the picture.

1		<input type="text"/>	i	<input type="text"/>	d	_____	
2		<input type="text"/>	l	<input type="text"/>	<input type="text"/>	d	_____
3		<input type="text"/>	m	<input type="text"/>	<input type="text"/>	d	_____
4		<input type="text"/>	h	<input type="text"/>	<input type="text"/>	<input type="text"/>	_____
5		<input type="text"/>	<input type="text"/>	i	<input type="text"/>	d	_____
6		<input type="text"/>	k	<input type="text"/>	<input type="text"/>	d	_____
7		<input type="text"/>	r	i	<input type="text"/>	<input type="text"/>	_____
8		<input type="text"/>	<input type="text"/>	i	<input type="text"/>	d	_____






Say it! Build it! Write! Color the letters that spell the picture's name. Write the word on the line.

lid      did      rid      hid      kid      mid      slid      skid

1 

t	l	b	i	e	d	m
---	---	---	---	---	---	---

 \_\_\_\_\_

2 

sk	v	u	i	nd	i	d
----	---	---	---	----	---	---

 \_\_\_\_\_

3 

d	t	s	e	f	i	d
---	---	---	---	---	---	---

 \_\_\_\_\_

4 

j	r	k	i	o	d	r
---	---	---	---	---	---	---

 \_\_\_\_\_

5 


sl	p	n	n	i	s	d
----	---	---	---	---	---	---

 \_\_\_\_\_

6 


r	h	q	n	i	d	h
---	---	---	---	---	---	---

 \_\_\_\_\_

7 

fl	k	n	i	s	d	r
----	---	---	---	---	---	---

 \_\_\_\_\_

8 

h	tr	k	m	sn	i	d
---	----	---	---	----	---	---

 \_\_\_\_\_

Say it! Build it! Write it! Color the letters that spell the picture's name. Write the word on the line.

lid did slid skid kid rid hid mid




sk	v	l	fl	i	i	d
----	---	---	----	---	---	---

\_\_\_\_\_

-----

\_\_\_\_\_



d	t	s	i	f	ch	d
---	---	---	---	---	----	---

\_\_\_\_\_

-----

\_\_\_\_\_




t	l	b	i	e	d	m
---	---	---	---	---	---	---

\_\_\_\_\_

-----

\_\_\_\_\_



k	v	n	i	tr	d	r
---	---	---	---	----	---	---

\_\_\_\_\_

-----

\_\_\_\_\_



h	pl	k	m	s	i	d
---	----	---	---	---	---	---

\_\_\_\_\_

-----

\_\_\_\_\_

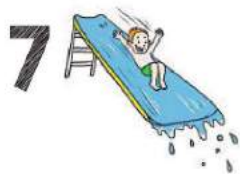


j	r	k	i	o	d	r
---	---	---	---	---	---	---

\_\_\_\_\_

-----

\_\_\_\_\_



sl	p	n	sh	i	s	d
----	---	---	----	---	---	---

\_\_\_\_\_

-----

\_\_\_\_\_



r	h	q	wh	i	d	h
---	---	---	----	---	---	---

\_\_\_\_\_

-----

\_\_\_\_\_



Draw a line to match the letters.

Write the words two times each.



1. 

l	e	d
n	i	g

\_\_\_\_\_

-----

\_\_\_\_\_

-----



2. 

t	i	b
h	o	d

\_\_\_\_\_

-----

\_\_\_\_\_

-----



3. 

n	i	d
d	u	p

\_\_\_\_\_

-----

\_\_\_\_\_

-----



4. 

k	o	d
t	i	s

\_\_\_\_\_

-----

\_\_\_\_\_

-----



5. 

r	i	m
h	u	d

\_\_\_\_\_

-----

\_\_\_\_\_

-----



6. 

sl	a	k
a	i	d

\_\_\_\_\_

-----

\_\_\_\_\_

-----



7. 

fr	e	d
sk	i	n

\_\_\_\_\_

-----

\_\_\_\_\_

-----



8. 

d	i	s
m	o	d

\_\_\_\_\_

-----

\_\_\_\_\_


-----

SEE - SAY - CUT - PASTE - READ

id set 1


Cut out the letters. Glue them under the pictures to spell the words correctly.

1.




--	--	--

2.




--	--	--

3.



--	--	--

4.



--	--	--

i	i	i	i	d	d
d	d	k	r	m	h




SEE - SAY - CUT - PASTE - READ

id set 2


Cut out the letters. Glue them under the pictures to spell the words correctly.

1.




--	--	--

2.




--	--	--

3.



--	--	--

4.



--	--	--

i	i	i	i	d	d
d	d	sl	sk	l	d





Trace

did

write

\_\_\_\_\_

color

did

Trace

kid

write

\_\_\_\_\_

color

kid

Trace

rid

write

\_\_\_\_\_

color

rid

Trace

hid

write

\_\_\_\_\_

color

hid

Write a sentence of your own using some words from above.

\_\_\_\_\_

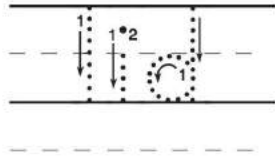
\_\_\_\_\_

\_\_\_\_\_

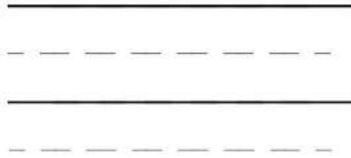
\_\_\_\_\_

\_\_\_\_\_

Trace



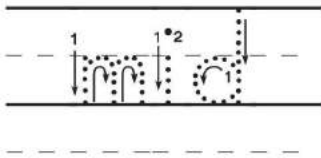
write



color



Trace



write



color



Trace




write



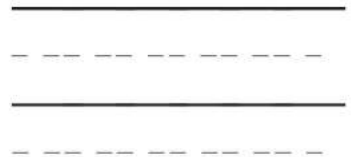
color



Trace



write



color



Write a sentence of your own using some words from above.

\_\_\_\_\_

\_\_\_\_\_

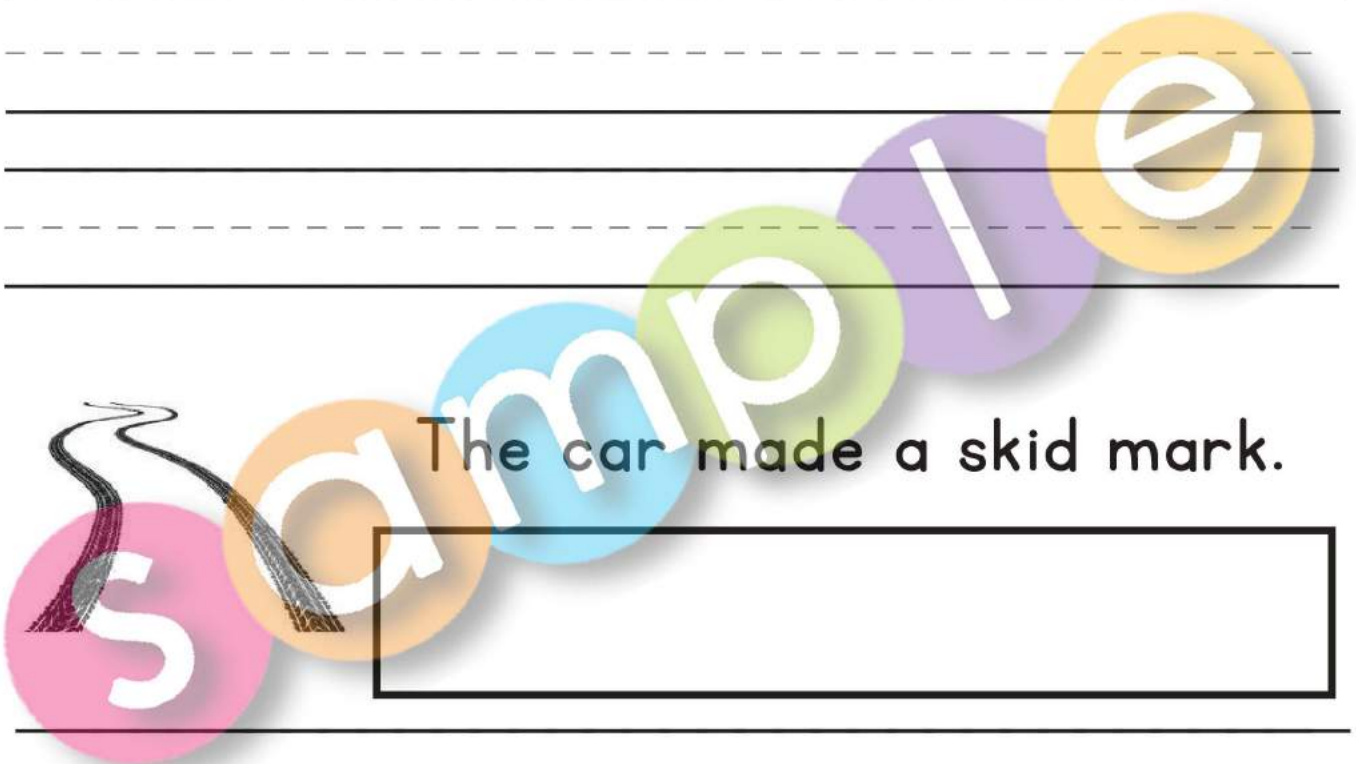
\_\_\_\_\_

\_\_\_\_\_

\_\_\_\_\_

## SENTENCE BUILDING

My friend hid from me.



The car made a skid mark.

Cut out the words and paste them in the boxes above to make a sentence. Then, write your sentence on the line.



friend	hid	me	My	from	.	
car	skid	The	a	made	mark	.



## SENTENCE BUILDING



Somebody closed the lid.




He slid down the slope.

Cut out the words  
and paste them in  
the boxes above to  
make a sentence.  
Then, write your  
sentence on the line.



closed	lid	the	Somebody	.	
down	He	the	slid	slope	.

## SENTENCE BUILDING



He did fix the toy.

---

---

---

---



He is a nice kid.

---

---

---

---

Cut out the words and paste them in the boxes above to make a sentence. Then, write your sentence on the line.



He	toy	the	did	fix	.
is	He	a	kid	nice	.

## SENTENCE BUILDING




She got rid of the paper.

---

---

---

---



The hat is in the midsection.

---

---

---

---

Cut out the words and paste them in the boxes above to make a sentence. Then, write your sentence on the line.



got	of	rid	the	She	paper	.
The	the	is	in	hat	midsection.	.



# Let's Read the id Words

Directions: To assemble your flip-book reader, cut out all the boxes along the dashed-black lines. Attach the smaller boxes on top of each other by stapling them to the shaded gray area indicated. The top box has the word "Name" on it.



Bottom of Book


id



r



k



d



h



m



sk



s

s

a

m


r

Directions: Cut out the letters and build the words to match the pictures.

# See It! Build It!




	i	
--	---	--




	i	
--	---	--



		d
--	--	---



--	--	--



	i	
--	---	--



		d
--	--	---



sk	i	
----	---	--



sl		d
----	--	---

Directions: Draw and write two of your own /id/ words in the boxes below.

--	--	--	--	--	--	--

i	i	i	i	i	i	d	d	d	d	d	d	l
h	k	r	p	m								



Directions: Read the sentence and match the picture to it.

# Match It!


Set 1

1



He did fix the toy.

2



He is a nice kid.

3



She got rid of the paper.

4



The hat is in the midsection.

5






Directions: Draw and write your own /id/ word sentence.

\_\_\_\_\_

-----

\_\_\_\_\_



Directions: Read the sentence and match the picture to it.

# Match It!


Set 2

1



My friend hid from me.

2



The car made a skid mark.

3



Somebody closed the lid.

4



He slid down the slope.

5




Directions: Draw and write your own /id/ word sentence.

\_\_\_\_\_

-----

\_\_\_\_\_




Directions: Read the sentence and write the missing word in the blank. Use the pictures to help you.

Set 1

# FILL IT!

1 The \_\_\_\_\_ wants to play.




2 The \_\_\_\_\_ is on tightly.



3 The boy \_\_\_\_\_ in the bush.



4 He \_\_\_\_\_ fix the robot.



5 Directions: Draw and write your own /id/ word sentence.

\_\_\_\_\_

-----

\_\_\_\_\_



lid    did    kid    hid




Set 2

Directions: Read the sentence and write the missing word in the blank. Use the pictures to help you.

# FILL IT!

1 That is a big \_\_\_\_\_ mark.



2 He \_\_\_\_\_ down the hill.



3 I was \_\_\_\_\_-sentence.



4 She got \_\_\_\_\_ of it.



5 Directions: Draw and write your own /id/ word sentence.

\_\_\_\_\_

-----

\_\_\_\_\_



slid skid mid rid

Directions: Trace the words  
and draw a matching picture.

id DRAW IT!

lid

-----

kid

-----

did

-----

mid

-----

hid

-----

sid

-----

kid

-----

hid

-----

skid

-----

mid


-----

rid

-----

did

-----



Directions: Look at the pictures and write the word that matches.

id WRITE IT!



\_\_\_\_\_

\_\_\_\_\_

\_\_\_\_\_



\_\_\_\_\_

\_\_\_\_\_


\_\_\_\_\_



\_\_\_\_\_

\_\_\_\_\_

\_\_\_\_\_



\_\_\_\_\_

\_\_\_\_\_


\_\_\_\_\_



\_\_\_\_\_

\_\_\_\_\_

\_\_\_\_\_



\_\_\_\_\_

\_\_\_\_\_

\_\_\_\_\_



\_\_\_\_\_

\_\_\_\_\_

\_\_\_\_\_




\_\_\_\_\_

\_\_\_\_\_

\_\_\_\_\_

Directions: Draw and write your own /id/ words.



\_\_\_\_\_

\_\_\_\_\_


\_\_\_\_\_



\_\_\_\_\_

\_\_\_\_\_

\_\_\_\_\_



\_\_\_\_\_

\_\_\_\_\_

\_\_\_\_\_



\_\_\_\_\_

\_\_\_\_\_

\_\_\_\_\_



Directions: Circle the words that belong with the /id/ word family.

# CIRCLE IT!

lid



big

did

rig

mid

dig

did

fig

slid

jig

kid

skid

rid

pig

wig

lid

hid

Directions: Draw a line to connect the picture with the word it matches.

# CONNECT IT

a



b



c



d



e



f



g



h



1. slid

2. did

3. lid


4. skid

5. rid










6. hid

7. mid

8. kid



Circle the correct word and write it on the line.

<p>1. </p> <p>lid                      did</p> <p>_____</p> <p>-----</p> <p>_____</p>	<p>2. </p> <p>slid                      hid</p> <p>_____</p> <p>-----</p> <p>_____</p>	<p>3. </p> <p>hid                      kid</p> <p>_____</p> <p>-----</p> <p>_____</p>
<p>4. </p> <p>did                      rid</p> <p>_____</p> <p>-----</p> <p>_____</p>	<p>5. </p> <p>hid                      skid</p> <p>_____</p> <p>-----</p> <p>_____</p>	<p>6. </p> <p>rid                      mid</p> <p>_____</p> <p>-----</p> <p>_____</p>
<p>7. </p> <p>kid                      skid</p> <p>_____</p> <p>-----</p> <p>_____</p>	<p>8. </p> <p>lid                      mid</p> <p>_____</p> <p>-----</p> <p>_____</p>	<p>9. </p> <p>kid                      skid</p> <p>_____</p> <p>-----</p> <p>_____</p>
<p>skid mark The black. is</p>		

Sort the words above to make a complete sentence below.

\_\_\_\_\_

-----

\_\_\_\_\_

-----

\_\_\_\_\_

-----

\_\_\_\_\_

-----

\_\_\_\_\_










-----

\_\_\_\_\_

-----



Fill in the missing letters to spell each word correctly.

<p>1.</p>  <p>_____</p> <p>id</p>	<p>2.</p>  <p>_____</p> <p>s</p>	<p>3.</p>  <p>_____</p> <p>sk</p>
<p>4.</p>  <p>_____</p> <p>h</p>	<p>5.</p>  <p>_____</p> <p>id</p>	<p>6.</p>  <p>_____</p> <p>r</p>
<p>7.</p>  <p>_____</p> <p>s</p>	<p>8.</p>  <p>_____</p> <p>id</p>	<p>9.</p>  <p>_____</p> <p>s</p>
<p>along He ice. the slid</p>		

Sort the words above to make a complete sentence below.

\_\_\_\_\_

\_\_\_\_\_

\_\_\_\_\_

\_\_\_\_\_

\_\_\_\_\_

\_\_\_\_\_

\_\_\_\_\_

\_\_\_\_\_

Choose words from today's lesson. Write and draw them below.

<p>1.</p>     <p>Word: _____</p> <hr/> <hr/> <hr/>	<p>2.</p>     <p>Word: _____</p> <hr/> <hr/> <hr/>
<p>3.</p>     <p>Word: _____</p> <hr/> <hr/> <hr/>	<p>4.</p>     <p>Word: _____</p> <hr/> <hr/> <hr/>

Choose words from today's lesson. Write and draw them below.

<p>1.</p>     <p>Word: _____</p> <hr/> <hr/> <hr/>	<p>2.</p>     <p>Word: _____</p> <hr/> <hr/> <hr/>
<p>3.</p>     <p>Word: _____</p> <hr/> <hr/> <hr/>	<p>4.</p>     <p>Word: _____</p> <hr/> <hr/> <hr/>



# I Can Read and Match

Trace each word, then match them to the correct picture.

rid

1

a



hid

2

b



mid

3

c



skid

4

d



ssid

5

e



lid

6


f



kid

7

g



aid

8

h





Draw and write two sentences using some of the words to the right.



lid



did

skid



slid



kid



hid



rid



mid


Sample



Circle the correct word and write it on the line. Add a full-stop period to each sentence.


1.		lid did	He _____ make it
2.		did rid	She got _____ of it
3.		slid hid	He _____
4.		hid skid	The _____ is long
5.		skid mid	It is in the _____
6.		mid kid	The _____ smiles
7.		kid lid	The _____ is down

Match the pictures to their sentences by writing the correct letters in the box.



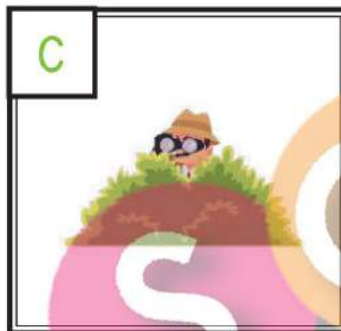


My friend hid from me.

The car made a skid mark.






Somebody closed the lid.

He slid down the slope.




He did fix the toy.

He is a nice kid.




She got rid of the paper.

The hat is in the mid.



Write a great sentence of your own on the lines below.

---



---



---



---



















---



---

Use the word box to help you answer each question or statement below.

<p>1. The _____ is on tightly.</p>  <p>_____</p>	<p>2. The _____ wants to play.</p>  <p>_____</p>	<p>3. She got _____ of it.</p>  <p>_____</p>	<p>4. He was _____-sentence.</p>  <p>_____</p>
<p>5. He _____ fix the robot.</p>  <p>_____</p>	<p>6. He _____ down the hill.</p>  <p>_____</p>	<p>7. The boy _____ in the bush.</p>  <p>_____</p>	<p>8. That is a big _____.</p>  <p>_____</p>
<p>Word Box</p>  lid  kid  rid  mid  did  slid  hid  skid			

Use words from above and write a great sentence of your own on the lines below.

\_\_\_\_\_

\_\_\_\_\_

\_\_\_\_\_

\_\_\_\_\_

\_\_\_\_\_

\_\_\_\_\_

\_\_\_\_\_

\_\_\_\_\_



Cut and paste the words on the right in alphabet order.

Cut & Paste



skid



lid



did



rid



kid



mid



hid




Sample

# Cut & Paste

Cut and paste the pictures. Then, write each word 2 times each.

<b>did</b>	did		
<b>lid</b>	lid		
<b>mid</b>	mid		
<b>rid</b>	rid		
<b>slid</b>	slid		
<b>kid</b>	kid		
<b>hid</b>	hid		



Cut & Paste

Cut and paste the pictures. Then, write each word 2 times each.

did

did

lid

lid

mid

mid

rid

rid

skid


skid

kid

kid

hid

hid



Example words: amp, lid



Sort the words to make a great sentence on the lines below.

lid

is



This lid is closed.

www.PhonicsGarden.com

Write a sentence of your own about the picture.

Sort the words to make a great sentence on the lines below.

He

slid



down

safely.

www.PhonicsGarden.com


Write a sentence of your own about the picture.

Sort the words to make a great sentence on the lines below.

The

boy

fix



the

robot.

did

Write a sentence of your own about the picture.



Sort the words to make a great sentence on the lines below.

The

black



is

skid

long.

www.PhonicsGarden.com

Write a sentence of your own about the picture.

Sort the words to make a great sentence on the lines below.

hid

The

the



man

behind

bush.

www.PhonicsGarden.com

Write a sentence of your own about the picture.

Sort the words to make a great sentence on the lines below.

mid.

That



in

the

e

one

is

www.PhonicsGarden.com

Sample

---

---

---

---

---

---

Write a sentence of your own about the picture.

---

---

---

---

---

---



Sort the words to make a great sentence on the lines below.

is

kid



The

playing.

www.PhonicsGarden.com

Write a sentence of your own about the picture.

Sort the words to make a great sentence on the lines below.

The

got

her



of

toy.

girl

rid

Write a sentence of your own about the picture.

# I Say, Spell, Cut and Paste

id  
Word Spelling

Say, Trace, Cut & Paste, and Spell each picture word correctly.




--	--

www.PhonicsGarden.com



--	--



--	--



--	--

Trace on the inside of the letters. Then cut them out and glue them down to spell the pictures above.

m	h	id	id
r	k	id	id





# I Say, Spell, Cut and Paste

id  
Word Spelling

Say, Trace, Cut & Paste, and Spell each picture word correctly.




--	--

www.PhonicsGarden.com



	e
--	---



--	--












--	--

Trace on the inside of the letters. Then cut them out and glue them down to spell the pictures above.

sk	l	id	id
sl	d	id	id



Look at each picture. Circle the correct word.

<p>1</p>  <p>lid mid skid</p>	<p>2</p>  <p>slid skid hid</p>	<p>3</p>  <p>hid did rid</p>
<p>4</p>  <p>rid skid did</p>	<p>5</p>  <p>lid hid slid</p>	<p>6</p>  <p>kid lid rid</p>
<p>7</p>  <p>kid hid slid</p>	<p>8</p>  <p>mid hid rid</p>	<p>9</p>  <p>skid slid rid</p>
<p>slid      The      down.      boy</p>		

Sort the words above to make a great sentence below.

# See, Say, and Spell - Word Family - id

Write in the missing letters for the word family words below. How many word family /id/ words did you find?

Write the correct letter blend to complete the words below.



\_\_\_id



\_\_\_ig



\_\_\_id



\_\_\_id



\_\_\_ig



\_\_\_id



\_\_\_ig



\_\_\_id



\_\_\_ig



\_\_\_id



\_\_\_ig



\_\_\_ig



\_\_\_id



\_\_\_ig



\_\_\_id




# See, Say, and Spell - Word Family - id

Write the missing letters to complete the words below.

lid    rid    kid    mid    skid    did    slid    hid



r \_\_\_\_\_



b \_\_\_\_\_



k \_\_\_\_\_



m \_\_\_\_\_




d \_\_\_\_\_



h \_\_\_\_\_



f \_\_\_\_\_



sk \_\_\_\_\_



j \_\_\_\_\_



d \_\_\_\_\_



p \_\_\_\_\_



w \_\_\_\_\_



sl \_\_\_\_\_












r \_\_\_\_\_



l \_\_\_\_\_

# MEMORY GAME



 <p>www.PhonicsGarden.com</p>	 <p>www.PhonicsGarden.com</p>	 <p>www.PhonicsGarden.com</p>
 <p>www.PhonicsGarden.com</p>	 <p>www.PhonicsGarden.com</p>	 <p>www.PhonicsGarden.com</p>
 <p>www.PhonicsGarden.com</p>	 <p>www.PhonicsGarden.com</p>	 <p>www.PhonicsGarden.com</p>



# MEMORY GAME



 <p>www.PhonicsGarden.com</p>	 <p>www.PhonicsGarden.com</p>	 <p>www.PhonicsGarden.com</p>
 <p>www.PhonicsGarden.com</p>	 <p>www.PhonicsGarden.com</p>	 <p>www.PhonicsGarden.com</p>
 <p>www.PhonicsGarden.com</p>	<p>www.PhonicsGarden.com</p>	<p>www.PhonicsGarden.com</p>



# MEMORY GAME



<p>lid</p> <p>www.PhonicsGarden.com</p>	<p>lid</p> <p>www.PhonicsGarden.com</p>	<p>slid</p> <p>www.PhonicsGarden.com</p>
<p>slid</p> <p>www.PhonicsGarden.com</p>	<p>mp</p> <p>did</p> <p>www.PhonicsGarden.com</p>	<p>did</p> <p>www.PhonicsGarden.com</p>
<p>skid</p> <p>www.PhonicsGarden.com</p>	<p>skid</p> <p>www.PhonicsGarden.com</p>	<p>hid</p> <p>www.PhonicsGarden.com</p>

# MEMORY GAME



<p><b>hid</b></p> <p>www.PhonicsGarden.com</p>	<p><b>mid</b></p> <p>www.PhonicsGarden.com</p>	<p><b>mid</b></p> <p>www.PhonicsGarden.com</p>
<p><b>kid</b></p> <p>www.PhonicsGarden.com</p>	<p><b>kid</b></p> <p>www.PhonicsGarden.com</p>	<p><b>rid</b></p> <p>www.PhonicsGarden.com</p>
<p><b>rid</b></p> <p>www.PhonicsGarden.com</p>	<p>www.PhonicsGarden.com</p>	<p>www.PhonicsGarden.com</p>



FLASH CARDS



lid

www.PhonicsGarden.com



lid

www.PhonicsGarden.com



slid

www.PhonicsGarden.com




slid

www.PhonicsGarden.com




did

www.PhonicsGarden.com



did

www.PhonicsGarden.com



skid

www.PhonicsGarden.com



skid

www.PhonicsGarden.com




hid

www.PhonicsGarden.com



FLASH CARDS



**hid**

www.PhonicsGarden.com



**mid**

www.PhonicsGarden.com



**mid**

www.PhonicsGarden.com



**kid**

www.PhonicsGarden.com



**kid**

www.PhonicsGarden.com



**rid**

www.PhonicsGarden.com



**rid**

www.PhonicsGarden.com

www.PhonicsGarden.com

www.PhonicsGarden.com