


Spin and Spell

Spin the spinner. Spell and write the **ute** word.




cute	flute	salute	pollute	chute	mute
_____	_____	_____	_____	_____	_____
_____	_____	_____	_____	_____	_____
_____	_____	_____	_____	_____	_____
_____	_____	_____	_____	_____	_____
_____	_____	_____	_____	_____	_____
_____	_____	_____	_____	_____	_____
_____	_____	_____	_____	_____	_____
_____	_____	_____	_____	_____	_____
_____	_____	_____	_____	_____	_____

Which **ute** word did you spin on and write the most? Write it again here!

Spin and Build

ute



Hint: Use a paperclip as your spinner.

Spin a picture.
Cut and paste the letters to build the matching words.



--	--	--



--	--	--



--	--	--



--	--	--



--	--	--



--	--	--

Write your words on the lines.

cute

flute

salute

pollute

chute

mute

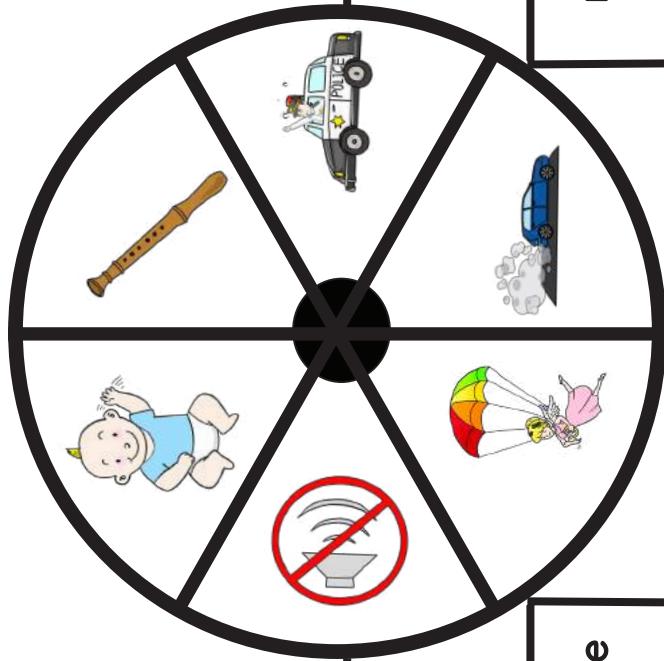

u	u	u	u	u	u	te	te	te
te	te	te	c	sal	m	poll	ch	fl




Set One

Spin, Color, and Win!

Each player takes a turn to spin a picture and color the matching word.
 First player to color all words wins the game.



ute



player 1

player 2

cute	chute	pollute
flute	salute	cute
flute	chute	flute
pollute	cute	chute
mute	salute	flute

flute
cute
chute
cute

chute	pollute
pollute	mute
mute	cute

mute	salute	chute
salute	chute	mute
chute	mute	cute

flute	pollute	flute
pollute	chute	chute
chute	mute	mute


mute	salute	flute	chute	mute
salute	chute	pollute	flute	cute
chute	pollute	mute	chute	cute
mute	cute	chute	salute	mute

Set Two

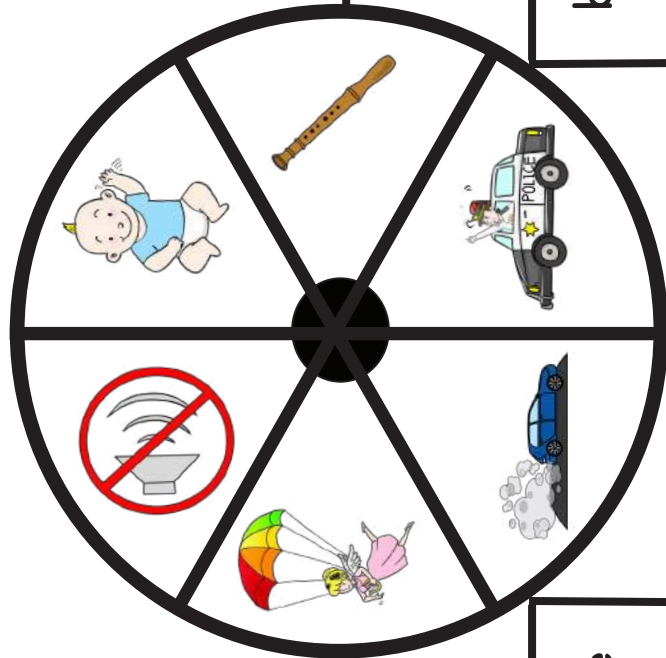
Spin, Color, and Win!

Each player takes a turn to spin a picture and color the matching word.

First player to color all words wins the game.



ute



player 1

player 2



salute	mute	brute	salute
lute	brute	mute	mute
pollute	cute	lute	pollute
lute	lute	mute	cute
mute	salute	brute	brute

brute	mute	pollute	brute
pollute	mute	lute	mute
mute	salute	pollute	brute
lute	mute	lute	pollute
brute	brute	brute	brute


Spin, Color, and Win!

Make Your Own: #1

Each player takes a turn to spin a picture and color the matching word.
First player to color all words wins the game.



player 1



player 2





cute



mute



flute



chute

pollute



salute

lute



brute



c ute



www.PhonicsGarden.com

fl ute



www.PhonicsGarden.com

m ute



www.PhonicsGarden.com

ch ute



www.PhonicsGarden.com

pollute



www.PhonicsGarden.com

salute



www.PhonicsGarden.com

brute



www.PhonicsGarden.com

lute



www.PhonicsGarden.com

Draw and write your own word puzzles on this page.



--	--

www.PhonicsGarden.com

--	--

www.PhonicsGarden.com

--	--

www.PhonicsGarden.com

--	--

www.PhonicsGarden.com

Draw and write your own word puzzles on this page.



	www.PhonicsGarden.com



	www.PhonicsGarden.com

	www.PhonicsGarden.com

	www.PhonicsGarden.com

Add the missing letters.

Write the words on the lines below.

word family
Word Spelling



__ute



__ute



__ute



__ __ute



__ __ute



__ __ __ute



__ __ute



__ __ __ute

1. cute

5. _____

2. _____

6. _____

3. _____

7. _____

4. _____

8. _____

Choose one or two words from above and make a great sentence below.

Add the missing letters.

Write the words on the lines below.



Word Family
Word Spelling



m _ _ _



sal _ _ _

l _ _ _



br _ _ _



fl _ _ _



c _ _ _



poll _ _ _



ch _ _ _

1. mute

5. _____

2. _____

6. _____

3. _____

7. _____

4. _____

8. _____

Choose one or two words from above and make a great sentence below.

After you have finished assembling your word wheel, practice writing each word as you spin the wheel. Spin, read, and write your new words!

Write each word on your word-wheel 2 times each.

Blank handwriting practice box with four lines (top, dashed, middle, bottom).

Blank handwriting practice box with four lines (top, dashed, middle, bottom).

Blank handwriting practice box with four lines (top, dashed, middle, bottom).

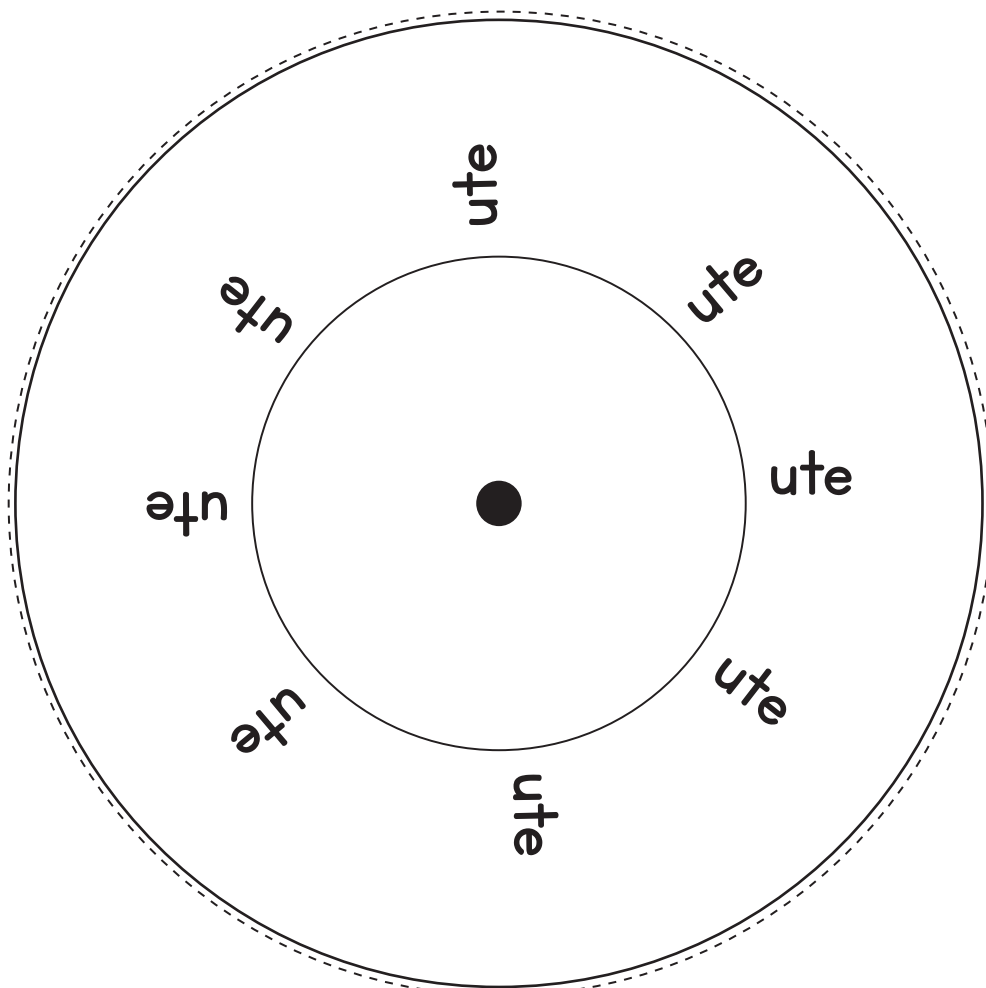
Blank handwriting practice box with four lines (top, dashed, middle, bottom).

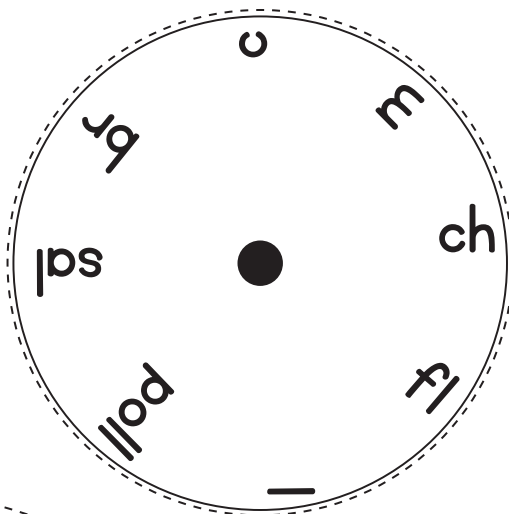
Blank handwriting practice box with four lines (top, dashed, middle, bottom).

Blank handwriting practice box with four lines (top, dashed, middle, bottom).

Blank handwriting practice box with four lines (top, dashed, middle, bottom).

Blank handwriting practice box with four lines (top, dashed, middle, bottom).







SPINNER ute word family
www.PhonicsGarden.com
Phonics Garden

pollute

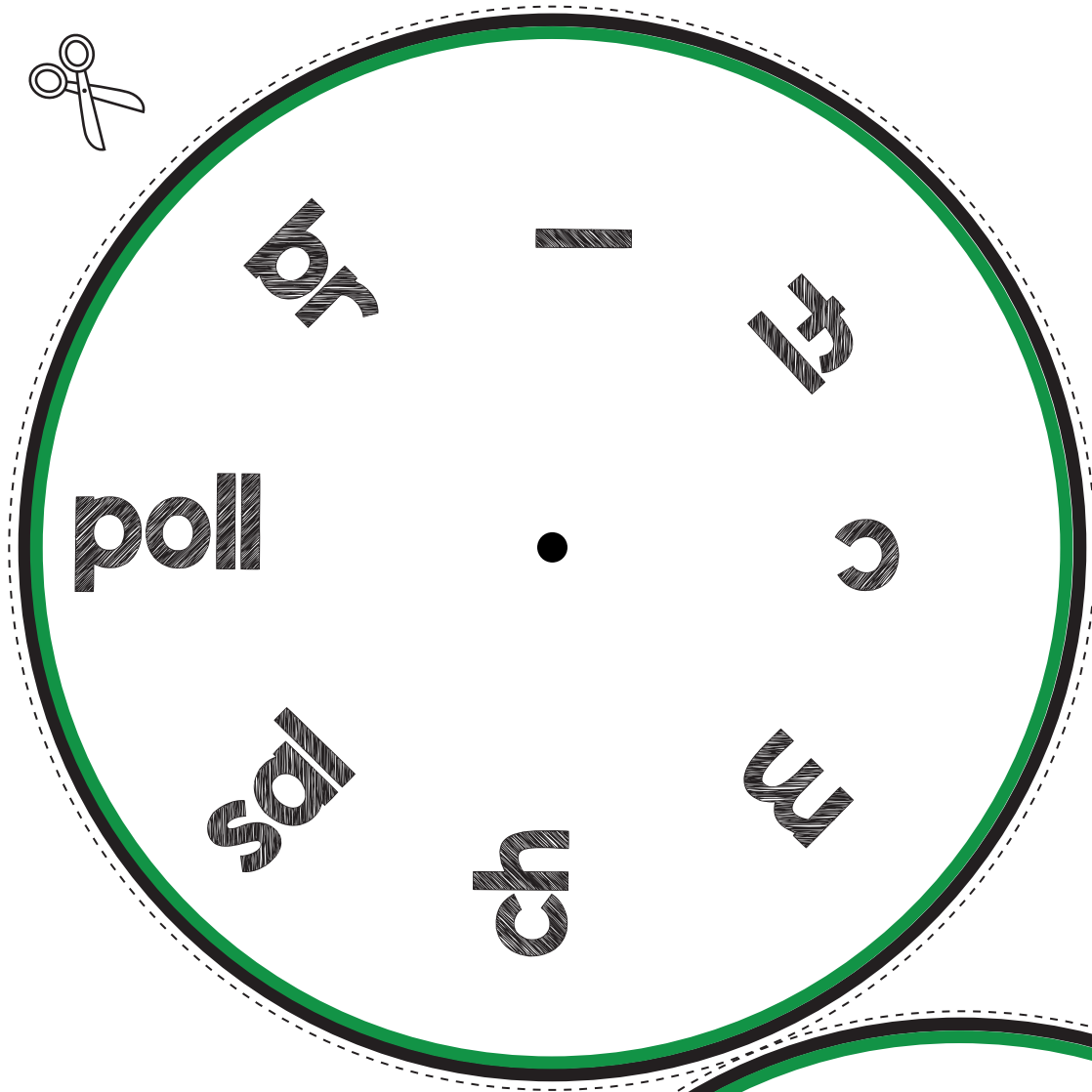
salute

chute

mute

cute

flute




~ute Words

Step 1:
Print the word wheel on card stock paper for best results.

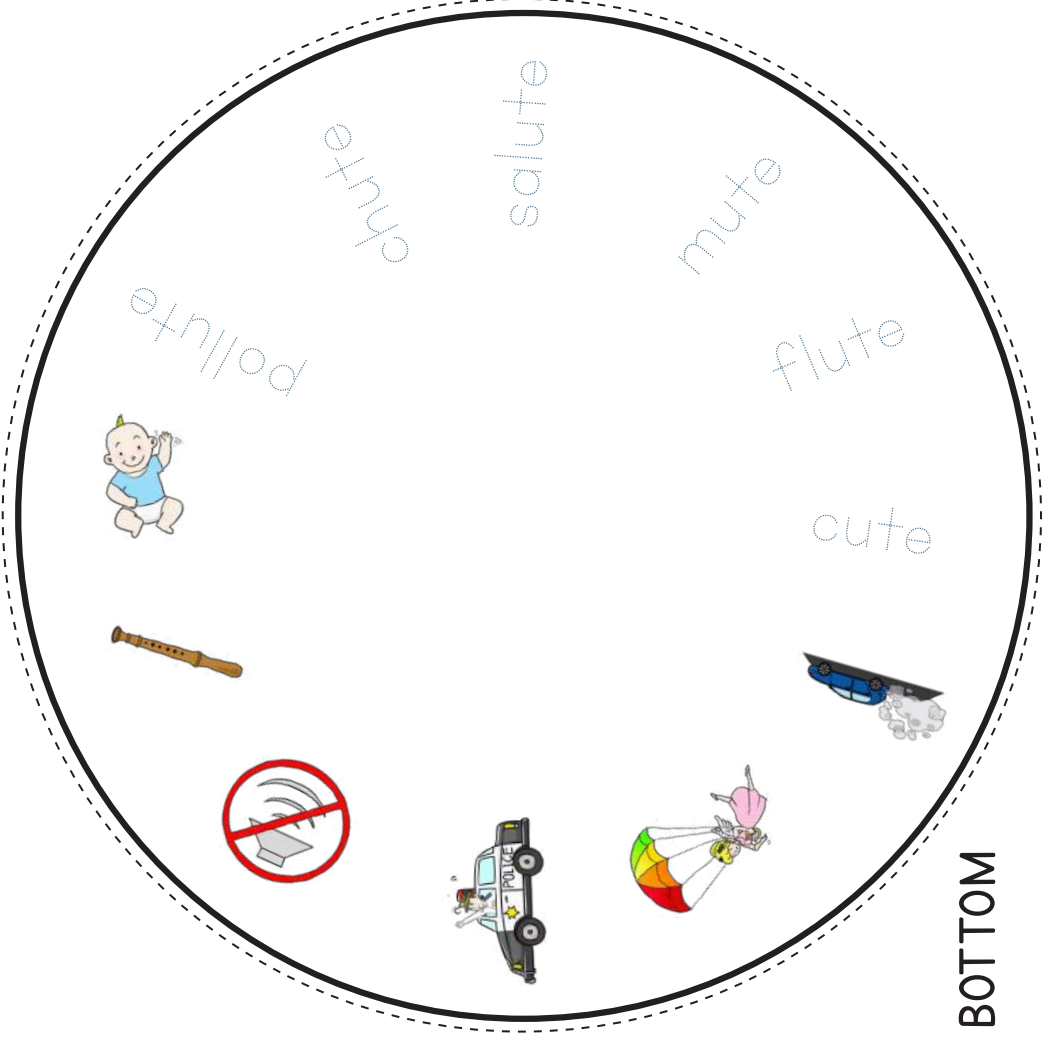
Step 2: Attach the front to the back with a brass paper fastener, paperclip, or another fastening object.

Step 3: Have your students spin the wheel to make and read the words.

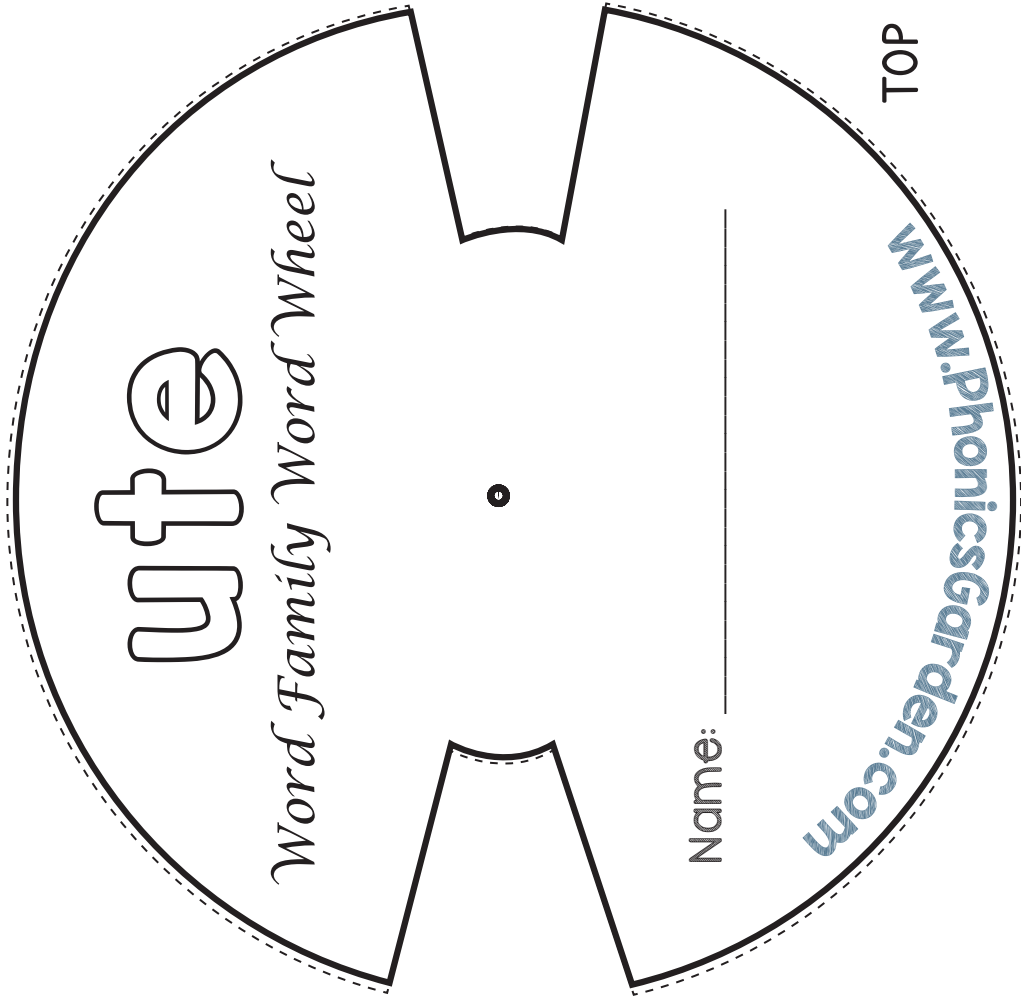


Word Wheel

This Word Wheel will help your students practice reading.
Moving the wheel will match the word with the picture clue.



BOTTOM



TOP

Instructions

1. Copy on to the white card stock
2. Cut out the two shapes on the dotted lines.
3. Place TOP wheel on the TOP of the BOTTOM wheel.
4. Insert split pin in the center.
5. Have students spin and read.

Cut out the words and pictures. Paste them down where they belong matching each word and picture.

ute

ite

cute

flute

kite

site



pollute

mute

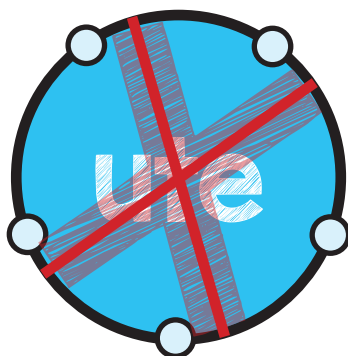

bite

write



Connect the /ute/ word family words with the **ute**.

Connect the words that are NOT part of the /ute/ word family with the **X**.



Practice writing your /ute/ words.



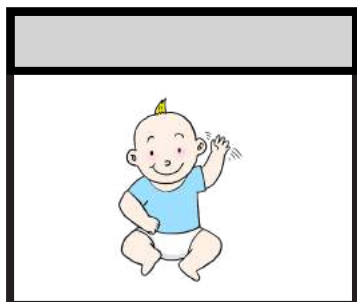
_____	_____	_____
-----	-----	-----
_____	_____	_____
_____	_____	_____
-----	-----	-----
_____	_____	_____



What
is in the
ute house?

ute

set 1



When you are done cutting and pasting your words, finish the sentence below. Add a full-stop period.

A _____, _____ and
_____ are in the house

Write the missing letters below. Cut out the boxes and glue the top flap onto the matching picture. ✂








What
is in the

ute

ute house?

set 2



When you are done cutting and pasting your words, finish the sentence below. Add a full-stop period.

A _____, and
_____ are in the house

Write the missing letters below. Cut out the boxes and glue the top flap onto the matching picture. 

ute

ute

ute

ute

Cut out each of the puzzle pieces and glue them where they belong.

cute	glue piece here	flute	glue piece here
chute	glue piece here	salute	glue piece here
mute	glue piece here	pollute	glue piece here
lute	glue piece here	brute	glue piece here
_ute	glue piece here	_ute	glue piece here

Scissors icon

Police car

Guitar

Scissors icon

Parasiter

Brute

Polluter (car with smoke)

No sound icon

Baby


Scissors icon

Flute

Color the word box that goes with the picture.


Write the words below.

1




pollute	salute
---------	--------

2



mute	salute
------	--------

3




mute	brute
------	-------

4




brute	chute
-------	-------

5



chute	lute
-------	------

6




cute	pollute
------	---------

7



cute	lute
------	------

8



brute	flute
-------	-------

2 _____

3 _____

4 _____









5 _____

6 _____

7 _____

8 _____









Write the letters in the correct order to make the word that matches the picture.

1		<div style="display: flex; justify-content: space-around; align-items: center;"> <div style="border: 1px solid black; border-radius: 50%; width: 40px; height: 40px; display: flex; align-items: center; justify-content: center;">u</div> <div style="border: 1px solid black; border-radius: 50%; width: 40px; height: 40px; display: flex; align-items: center; justify-content: center;">fl</div> <div style="border: 1px solid black; border-radius: 50%; width: 40px; height: 40px; display: flex; align-items: center; justify-content: center;">te</div> </div>	<div style="display: flex; justify-content: space-around; align-items: center;"> <div style="border: 1px solid black; padding: 5px;">fl</div> <div style="border: 1px solid black; padding: 5px;">u</div> <div style="border: 1px solid black; padding: 5px;">te</div> </div>
2		<div style="display: flex; justify-content: space-around; align-items: center;"> <div style="border: 1px solid black; border-radius: 50%; width: 40px; height: 40px; display: flex; align-items: center; justify-content: center;">u</div> <div style="border: 1px solid black; border-radius: 50%; width: 40px; height: 40px; display: flex; align-items: center; justify-content: center;">te</div> <div style="border: 1px solid black; border-radius: 50%; width: 40px; height: 40px; display: flex; align-items: center; justify-content: center;">ch</div> </div>	<div style="display: flex; justify-content: space-around; align-items: center;"> <div style="border: 1px solid black; width: 40px; height: 40px;"></div> <div style="border: 1px solid black; width: 40px; height: 40px;"></div> <div style="border: 1px solid black; width: 40px; height: 40px;"></div> </div>
3		<div style="display: flex; justify-content: space-around; align-items: center;"> <div style="border: 1px solid black; border-radius: 50%; width: 40px; height: 40px; display: flex; align-items: center; justify-content: center;">br</div> <div style="border: 1px solid black; border-radius: 50%; width: 40px; height: 40px; display: flex; align-items: center; justify-content: center;">te</div> <div style="border: 1px solid black; border-radius: 50%; width: 40px; height: 40px; display: flex; align-items: center; justify-content: center;">u</div> </div>	<div style="display: flex; justify-content: space-around; align-items: center;"> <div style="border: 1px solid black; width: 40px; height: 40px;"></div> <div style="border: 1px solid black; width: 40px; height: 40px;"></div> <div style="border: 1px solid black; width: 40px; height: 40px;"></div> </div>
4		<div style="display: flex; justify-content: space-around; align-items: center;"> <div style="border: 1px solid black; border-radius: 50%; width: 40px; height: 40px; display: flex; align-items: center; justify-content: center;">u</div> <div style="border: 1px solid black; border-radius: 50%; width: 40px; height: 40px; display: flex; align-items: center; justify-content: center;">te</div> <div style="border: 1px solid black; border-radius: 50%; width: 40px; height: 40px; display: flex; align-items: center; justify-content: center;">l</div> </div>	<div style="display: flex; justify-content: space-around; align-items: center;"> <div style="border: 1px solid black; width: 40px; height: 40px;"></div> <div style="border: 1px solid black; width: 40px; height: 40px;"></div> <div style="border: 1px solid black; width: 40px; height: 40px;"></div> </div>
5		<div style="display: flex; justify-content: space-around; align-items: center;"> <div style="border: 1px solid black; border-radius: 50%; width: 40px; height: 40px; display: flex; align-items: center; justify-content: center;">sal</div> <div style="border: 1px solid black; border-radius: 50%; width: 40px; height: 40px; display: flex; align-items: center; justify-content: center;">te</div> <div style="border: 1px solid black; border-radius: 50%; width: 40px; height: 40px; display: flex; align-items: center; justify-content: center;">u</div> </div>	<div style="display: flex; justify-content: space-around; align-items: center;"> <div style="border: 1px solid black; width: 40px; height: 40px;"></div> <div style="border: 1px solid black; width: 40px; height: 40px;"></div> <div style="border: 1px solid black; width: 40px; height: 40px;"></div> </div>
6		<div style="display: flex; justify-content: space-around; align-items: center;"> <div style="border: 1px solid black; border-radius: 50%; width: 40px; height: 40px; display: flex; align-items: center; justify-content: center;">te</div> <div style="border: 1px solid black; border-radius: 50%; width: 40px; height: 40px; display: flex; align-items: center; justify-content: center;">u</div> <div style="border: 1px solid black; border-radius: 50%; width: 40px; height: 40px; display: flex; align-items: center; justify-content: center;">poll</div> </div>	<div style="display: flex; justify-content: space-around; align-items: center;"> <div style="border: 1px solid black; width: 40px; height: 40px;"></div> <div style="border: 1px solid black; width: 40px; height: 40px;"></div> <div style="border: 1px solid black; width: 40px; height: 40px;"></div> </div>
7		<div style="display: flex; justify-content: space-around; align-items: center;"> <div style="border: 1px solid black; border-radius: 50%; width: 40px; height: 40px; display: flex; align-items: center; justify-content: center;">c</div> <div style="border: 1px solid black; border-radius: 50%; width: 40px; height: 40px; display: flex; align-items: center; justify-content: center;">te</div> <div style="border: 1px solid black; border-radius: 50%; width: 40px; height: 40px; display: flex; align-items: center; justify-content: center;">u</div> </div>	<div style="display: flex; justify-content: space-around; align-items: center;"> <div style="border: 1px solid black; width: 40px; height: 40px;"></div> <div style="border: 1px solid black; width: 40px; height: 40px;"></div> <div style="border: 1px solid black; width: 40px; height: 40px;"></div> </div>
8		<div style="display: flex; justify-content: space-around; align-items: center;"> <div style="border: 1px solid black; border-radius: 50%; width: 40px; height: 40px; display: flex; align-items: center; justify-content: center;">u</div> <div style="border: 1px solid black; border-radius: 50%; width: 40px; height: 40px; display: flex; align-items: center; justify-content: center;">m</div> <div style="border: 1px solid black; border-radius: 50%; width: 40px; height: 40px; display: flex; align-items: center; justify-content: center;">te</div> </div>	<div style="display: flex; justify-content: space-around; align-items: center;"> <div style="border: 1px solid black; width: 40px; height: 40px;"></div> <div style="border: 1px solid black; width: 40px; height: 40px;"></div> <div style="border: 1px solid black; width: 40px; height: 40px;"></div> </div>

Write the letters in the correct order to make the word that matches the picture.


1		c	te	u	c	u	te
2		u	m	te			
3		sal	te	u			
4		te	u	poll			
5		br	te	u			
6		u	te	l			
7		u	fl	te			
8		u	te	ch			

UNSCRAMBLE the LETTERS Write the missing letter in the circle.
Write the letters in the correct order to make the word that matches the picture.



1		ch te u	<div style="display: flex; justify-content: space-around;"> <div style="border: 1px solid black; padding: 5px;">ch</div> <div style="border: 1px solid black; padding: 5px;">u</div> <div style="border: 1px solid black; padding: 5px;">te</div> </div>
2		br () u	<div style="display: flex; justify-content: space-around;"> <div style="border: 1px solid black; width: 100px; height: 40px;"></div> <div style="border: 1px solid black; width: 100px; height: 40px;"></div> <div style="border: 1px solid black; width: 100px; height: 40px;"></div> </div>
3		u te ()	<div style="display: flex; justify-content: space-around;"> <div style="border: 1px solid black; width: 100px; height: 40px;"></div> <div style="border: 1px solid black; width: 100px; height: 40px;"></div> <div style="border: 1px solid black; width: 100px; height: 40px;"></div> </div>
4		() fl te	<div style="display: flex; justify-content: space-around;"> <div style="border: 1px solid black; width: 100px; height: 40px;"></div> <div style="border: 1px solid black; width: 100px; height: 40px;"></div> <div style="border: 1px solid black; width: 100px; height: 40px;"></div> </div>
5		c () u	<div style="display: flex; justify-content: space-around;"> <div style="border: 1px solid black; width: 100px; height: 40px;"></div> <div style="border: 1px solid black; width: 100px; height: 40px;"></div> <div style="border: 1px solid black; width: 100px; height: 40px;"></div> </div>
6		u () te	<div style="display: flex; justify-content: space-around;"> <div style="border: 1px solid black; width: 100px; height: 40px;"></div> <div style="border: 1px solid black; width: 100px; height: 40px;"></div> <div style="border: 1px solid black; width: 100px; height: 40px;"></div> </div>
7		sal te ()	<div style="display: flex; justify-content: space-around;"> <div style="border: 1px solid black; width: 100px; height: 40px;"></div> <div style="border: 1px solid black; width: 100px; height: 40px;"></div> <div style="border: 1px solid black; width: 100px; height: 40px;"></div> </div>
8		te u ()	<div style="display: flex; justify-content: space-around;"> <div style="border: 1px solid black; width: 100px; height: 40px;"></div> <div style="border: 1px solid black; width: 100px; height: 40px;"></div> <div style="border: 1px solid black; width: 100px; height: 40px;"></div> </div>

Read and Write! Write the missing letter in the circle.
Write the letters in the correct order to make the word that matches the picture.


1




2




3




4




5




6



7



8



Say it! Build it! Write! Color the letters that spell the picture's name. Write the word on the line.

cute

flute

mute

salute

chute

pollute

lute

brute

1



t	c	b	u	e	te	m	st
---	---	---	---	---	----	---	----

2



br	v	l	u	n	ai	te	mp
----	---	---	---	---	----	----	----

3



fl	t	s	oo	f	u	te	f
----	---	---	----	---	---	----	---

4



j	m	k	u	o	te	r	g
---	---	---	---	---	----	---	---

5



l	pl	n	in	u	s	te	s
---	----	---	----	---	---	----	---

6



r	sal	q	n	u	te	oi	k
---	-----	---	---	---	----	----	---

7



v	ch	n	u	s	te	tr	h
---	----	---	---	---	----	----	---

8



h	sn	k	poll	s	u	te	n
---	----	---	------	---	---	----	---

Say it! Build it! Write! Color the letters that spell the picture's name. Write the word on the line.

cute flute mute salute chute pollute lute brute

1



h	th	k	poll	s	u	te	n
---	----	---	------	---	---	----	---

2



v	ch	an	u	s	te	r	h
---	----	----	---	---	----	---	---

3



r	sal	q	ng	u	te	h	k
---	-----	---	----	---	----	---	---

4



j	m	k	u	o	te	oi	g
---	---	---	---	---	----	----	---

5



t	c	oa	u	e	te	m	r
---	---	----	---	---	----	---	---

6



br	v	cl	u	n	i	te	m
----	---	----	---	---	---	----	---

7



l	p	h	n	u	st	te	s
---	---	---	---	---	----	----	---

8



fl	t	nd	d	f	u	te	nt
----	---	----	---	---	---	----	----

Draw a line to match the letters.

Write the words two times each.



1. c e te
n u g



2. t u b
sal o te



3. n u te
fl u p



4. ch o te
t u s



5. m u m
h u te



6. l a k
a u te



7. fr e te
br u n




8. d u s
poll o te

ute set 1

SEE - SAY - CUT - PASTE - READ


Cut out the letters. Glue them under the pictures to spell the words correctly.

1.




--	--	--

2.




--	--	--

3.



--	--	--

4.



--	--	--

u	u	u	u	te	te
te	te	ch	m	poll	sal




SEE - SAY - CUT - PASTE - READ

ute set 2


Cut out the letters. Glue them under the pictures to spell the words correctly.

1.




--	--	--

2.




--	--	--

3.



--	--	--

4.



--	--	--

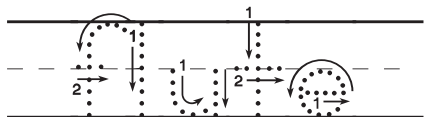
u	u	u	u	te	te
te	te	l	br	c	fl



Trace

write

color

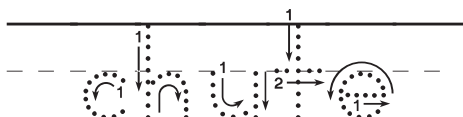




Trace

write

color

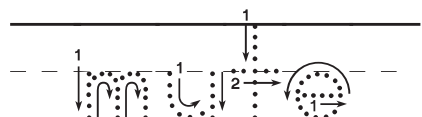




Trace

write

color

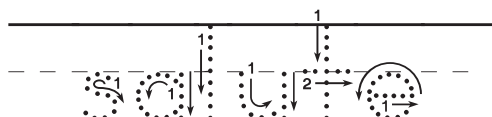




Trace

write

color



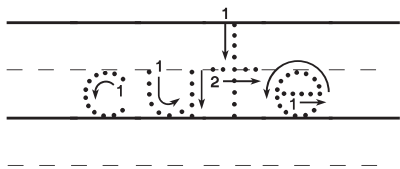


Write a sentence of your own using some words from above.

Trace

write

color

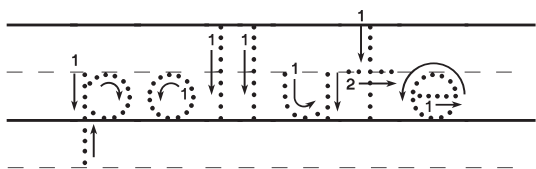


cute

Trace

write

color

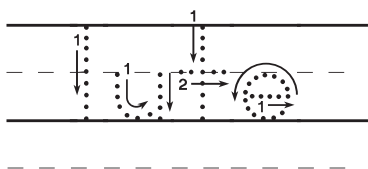


pollute

Trace

write

color

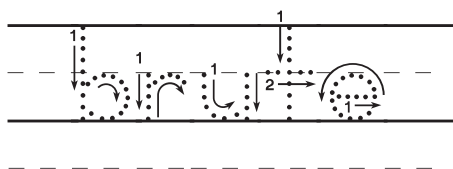


lute

Trace

write

color



brute

Write a sentence of your own using some words from above.


SENTENCE BUILDING



He raised his hand in salute.



He is a cruel brute.

Cut out the words
and paste them in
the boxes above to
make a sentence. 
Then, write your
sentence on the line.

hand in raised his He salute .

is cruel a He brute .

SENTENCE BUILDING



The child is very cute.



The lute has strings.

Cut out the words and paste them in the boxes above to make a sentence. Then, write your sentence on the line.



The	very	is	cute	child	.
has	strings		The	lute	.

SENTENCE BUILDING



The flute plays a tune.



This is her first chute jump.

Cut out the words and paste them in the boxes above to make a sentence. Then, write your sentence on the line.



flute tune a The plays .

This first jump is her chute .

SENTENCE BUILDING



Please mute your cell phone.



The car gases pollute.


Cut out the words and paste them in the boxes above to make a sentence. Then, write your sentence on the line.



phone	mute	cell	your	Please	.
gases	pollute	The	car	.	.

Let's Read the ute Words

Directions: To assemble your flip-book reader, cut out all the boxes along the dashed-black lines. Attach the smaller boxes on top of each other by stapling them to the shaded gray area indicated. The top box has the word "Name" on it.



Bottom of Book

ute



c



m



ch



fl



sal







poll



br











l



Directions: Cut out the letters and build the words to match the pictures.

See It! Build It!

		u				u	
			te				
		u					te
	br	u			l		te

Directions: Draw and write two of your own /ute/ words in the boxes below.

--	--	--	--	--	--	--	--

u u u u u u te te te te te te c

sal

ch

m


fl

poll


Directions: Read the sentence and match the picture to it.

Match It!

Set 1




The flute plays a tune.




This is her first chute jump.




Please mute your cell phone.



The car gases pollute.



Directions: Draw and write your own /ute/ word sentence.



Directions: Read the sentence and match the picture to it.

Match It!

Set 2

1




He raised his hand in salute.

2



He is a cruel brute.

3



The child is very cute.

4




The lute has strings.

5



Directions: Draw and write your own /ute/ word sentence.



Directions: Read the sentence and write the missing word in the blank. Use the pictures to help you.


Set 1

FILL IT!

1 The _____ is very colorful.




2 He has a _____ little nose.



3 The officer wanted to _____.



4 She can play the _____.



5 Directions: Draw and write your own /ute/ word sentence.



cute flute chute salute

Directions: Read the sentence and write the missing word in the blank. Use the pictures to help you.

Set 2

FILL IT!


1 He used _____ force.



2 He began playing on the _____.



3 Cycling does not _____.



4 Press the _____ button.




5 Directions: Draw and write your own /ute/ word sentence.




lute brute pollute mute

Directions: Trace the words and draw a matching picture.


ute DRAW IT!




cute




flute




solute




chute




brute




mute




chute




pollute




flute



solute




pollute



flute

Directions: Look at the pictures and write the word that matches.


ute WRITE IT!





















Directions: Draw and write your own /ute/ words.









Directions: Circle the words that belong with the /ute/ word family.

CIRCLE IT!

cute

ute

polite

flute

kite

pollute

site

flute

bite

lute

write

chute

brute

mute

white

trite


cute

salute

Directions: Draw a line to connect the picture with the word it matches.

CONNECT IT

a



1. lute

b



2. flute

c



3. cute

d



4. brute

e



5. mute

f



6. salute

g












7. pollute

h



8. chute

Circle the correct word and write it on the line.

<p>1.</p>  <p>cute flute</p> <p>_____</p> <p>-----</p> <p>_____</p>	<p>2.</p>  <p>lute salute</p> <p>_____</p> <p>-----</p> <p>_____</p>	<p>3.</p>  <p>salute chute</p> <p>_____</p> <p>-----</p> <p>_____</p>
<p>4.</p>  <p>flute mute</p> <p>_____</p> <p>-----</p> <p>_____</p>	<p>5.</p>  <p>salute brute</p> <p>_____</p> <p>-----</p> <p>_____</p>	<p>6.</p>  <p>mute pollute</p> <p>_____</p> <p>-----</p> <p>_____</p>
<p>7.</p>  <p>chute brute</p> <p>_____</p> <p>-----</p> <p>_____</p>	<p>8.</p>  <p>cute pollute</p> <p>_____</p> <p>-----</p> <p>_____</p>	<p>9.</p>  <p>brute lute</p> <p>_____</p> <p>-----</p> <p>_____</p>
<p>is ugly His an brute. dog</p>		

Sort the words above to make a complete sentence below.

Choose words from today's lesson. Write and draw them below.

1.

Word: _____

2.

Word: _____

3.

Word: _____

4.

Word: _____

Choose words from today's lesson. Write and draw them below.

1.

Word:

2.

Word:

3.

Word:

4.

Word:

I Can Read and Match

Trace each word, then match them to the correct picture.

mute

1

a



salute

2

b



pollute

3

c



brute

4

d



lute

5

e



cute

6

f



chute

7

g



flute

8

h



Draw and write a story using as many words from the right as you can!

A large rectangular box for drawing and writing a story. The box is divided into several horizontal sections by solid lines. Each section contains a dashed line in the middle, serving as a guide for writing. The sections are intended for drawing and writing a story using words from the right-hand side of the page.



cute



flute



brute



lute



chute



salute



mute



pollute

Draw and write two sentences using some of the words to the right.



cute



flute



brute



lute



chute



salute



mute



pollute

Circle the correct word and write it on the line. Add a full-stop period to each sentence.

1.



cute

flute

He plays the _____

2.



flute

mute

_____ the sound

3.



lute

salute

He must _____ him

4.



salute

brute

He is such a _____

5.



brute

pollute

Do not _____ air

6.



pollute

chute

Release the _____

7.

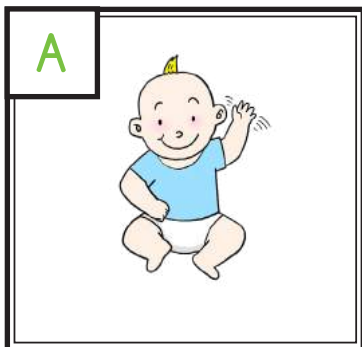


chute

cute

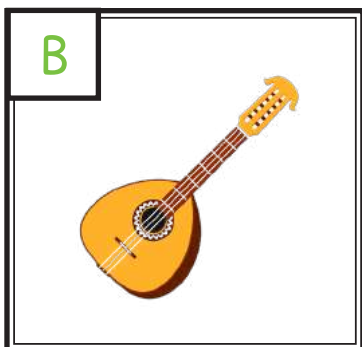
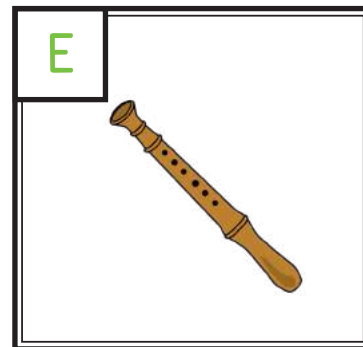
She is so _____

Match the pictures to their sentences by writing the correct letters in the box.




He raised his hand in salute.

He is a cruel brute.





The child is very cute.

The lute has strings.



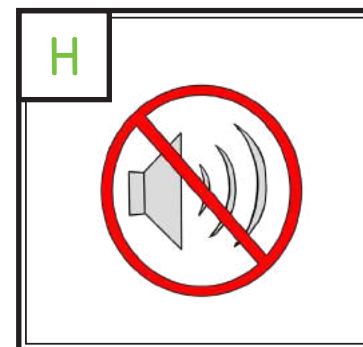
The flute plays a tune.

This is her first chute jump.



















Please mute your cell phone.

The car gases pollute.



Write a great sentence of your own on the lines below.

Use the word box to help you answer each question or statement below.


<p>1. He has a ____ little nose.</p>  <p>_____</p>	<p>2. The ____ is very colorful.</p>  <p>_____</p>	<p>3. Press the ____ button.</p>  <p>_____</p>	<p>4. Cycling does not ____.</p>  <p>_____</p>
<p>5. She can play the ____.</p>  <p>_____</p>	<p>6. He began playing on the ____.</p>  <p>_____</p>	<p>7. The officer wanted to ____.</p>  <p>_____</p>	<p>8. He used ____ force.</p>  <p>_____</p>
<p>Word Box</p>			
			
cute	chute	mute	pollute
			
flute	lute	salute	brute

Use words from above and write a great sentence of your own on the lines below.



Cut and paste the words on the right in alphabet order.

Cut & Paste



brute



cute



flute



mute



chute



pollute



salute



Blank box for pasting the word 'brute'

Handwriting lines for 'brute'

Handwriting lines for 'brute'

Blank box for pasting the word 'cute'

Handwriting lines for 'cute'

Handwriting lines for 'cute'

Blank box for pasting the word 'flute'

Handwriting lines for 'flute'

Handwriting lines for 'flute'

Blank box for pasting the word 'mute'

Handwriting lines for 'mute'

Handwriting lines for 'mute'

Blank box for pasting the word 'chute'

Handwriting lines for 'chute'

Handwriting lines for 'chute'

Blank box for pasting the word 'pollute'

Handwriting lines for 'pollute'

Handwriting lines for 'pollute'

Blank box for pasting the word 'salute'

Handwriting lines for 'salute'

Handwriting lines for 'salute'

Cut and paste the pictures. Then, write each word 2 times each.

flute

flute



cute

cute



pollute

pollute



mute

mute



lute

lute



chute

chute



salute

salute



Blank box for student name

Cut and paste the pictures. Then, write each word 2 times each.

flute

flute

Handwriting lines for the word 'flute' (two sets of solid top and bottom lines with a dashed middle line)

cute

cute

Handwriting lines for the word 'cute' (two sets of solid top and bottom lines with a dashed middle line)

pollute

pollute

Handwriting lines for the word 'pollute' (two sets of solid top and bottom lines with a dashed middle line)

mute

mute

Handwriting lines for the word 'mute' (two sets of solid top and bottom lines with a dashed middle line)

brute

brute

Handwriting lines for the word 'brute' (two sets of solid top and bottom lines with a dashed middle line)

chute

chute

Handwriting lines for the word 'chute' (two sets of solid top and bottom lines with a dashed middle line)

salute

salute

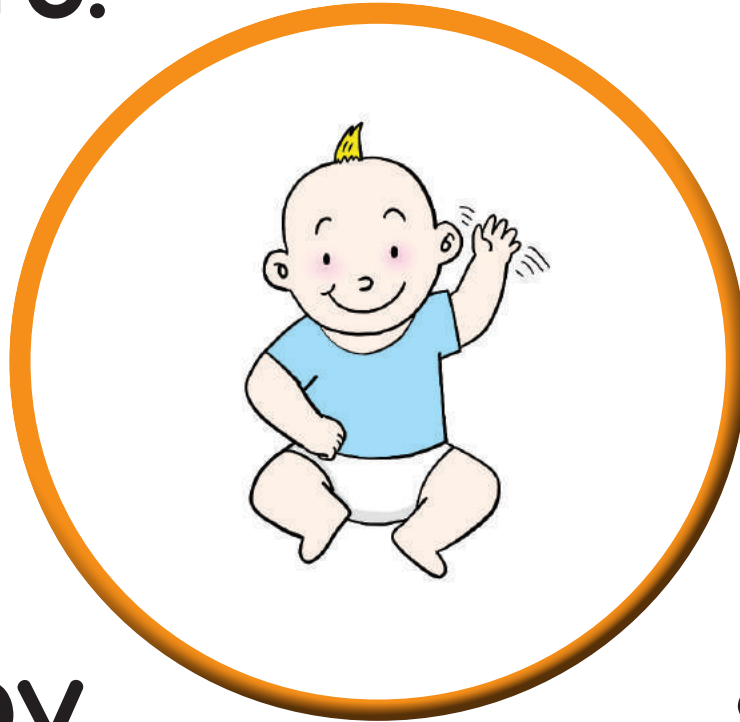
Handwriting lines for the word 'salute' (two sets of solid top and bottom lines with a dashed middle line)



Sort the words to make a great sentence on the lines below.

cute.

The



is

baby

so


www.PhonicsGarden.com

Write a sentence of your own about the picture.

Sort the words to make a great sentence on the lines below.

the instrument

is



His

lute.

favorite

Write a sentence of your own about the picture.


Sort the words to make a great sentence on the lines below.

band.

plays

He

in



the

the

flute

www.PhonicsGarden.com

Write a sentence of your own about the picture.

Sort the words to make a great sentence on the lines below.

was

being



He

a

brute.

such

www.PhonicsGarden.com

Write a sentence of your own about the picture.

Sort the words to make a great sentence on the lines below.

glasses

They

in



their

raised

salute.

www.PhonicsGarden.com

Write a sentence of your own about the picture.

Sort the words to make a great sentence on the lines below.

pollute

Be



not

to

air.

careful

www.PhonicsGarden.com

Write a sentence of your own about the picture.

Sort the words to make a great sentence on the lines below.

loves

chute.

a

to

with



She

jump

www.PhonicsGarden.com

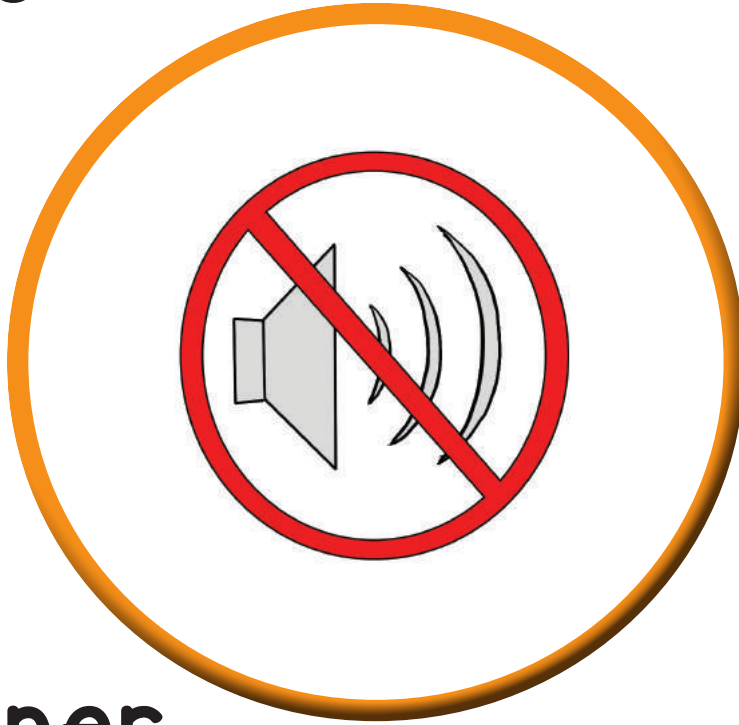
Write a sentence of your own about the picture.

Sort the words to make a great sentence on the lines below.

the

sat

in



He

corner.

mute

Write a sentence of your own about the picture.

I Say, Spell, Cut and Paste

ute
Word Spelling

Say, Trace, Cut & Paste, and Spell each picture word correctly.



--	--

www.PhonicsGarden.com



--	--



--	--



--	--

Trace on the inside of the letters. Then cut them out and glue them down to spell the pictures above.

poll	sal	ute	ute
m	ch	ute	ute



I Say, Spell, Cut and Paste

ute

Word Spelling

Say, Trace, Cut & Paste, and Spell each picture word correctly.



--	--

www.PhonicsGarden.com



--	--



--	--












--	--

Trace on the inside of the letters. Then cut them out and glue them down to spell the pictures above.

br	c	ute	ute
l	fl	ute	ute



Look at each picture. Circle the correct word.

<p>1</p>  <p>cute pollute brute</p>	<p>2</p>  <p>lute brute salute</p>	<p>3</p>  <p>salute flute mute</p>	
<p>4</p>  <p>mute brute flute</p>	<p>5</p>  <p>cute salute lute</p>	<p>6</p>  <p>chute cute mute</p>	
<p>7</p>  <p>chute salute lute</p>	<p>8</p>  <p>pollute salute mute</p>	<p>9</p>  <p>brute lute mute</p>	
<p>lute. She the</p>			<p>plays</p>

Sort the words above to make a great sentence below.

See, Say, and Spell - Word Family - ute

Write the correct letter/s to complete the words below.



___ ute



___ ite



___ ute



___ ute



___ ite



___ ute



___ ite



___ ute



___ ite



___ ute



___ ite



___ ite



___ ute



___ ite



___ ute

See, Say, and Spell - Word Family - ute

Write the missing letters to complete the words below.

cute mute chute pollute brute flute lute salute



m _____



k _____



ch _____



poll _____



b _____



sal _____



wr _____



br _____



wh _____



fl _____



tr _____



pol _____



l _____



s _____



c _____

MEMORY GAME



www.PhonicsGarden.com



www.PhonicsGarden.com



www.PhonicsGarden.com



www.PhonicsGarden.com



www.PhonicsGarden.com



www.PhonicsGarden.com



www.PhonicsGarden.com



www.PhonicsGarden.com



www.PhonicsGarden.com

MEMORY GAME



www.PhonicsGarden.com



www.PhonicsGarden.com



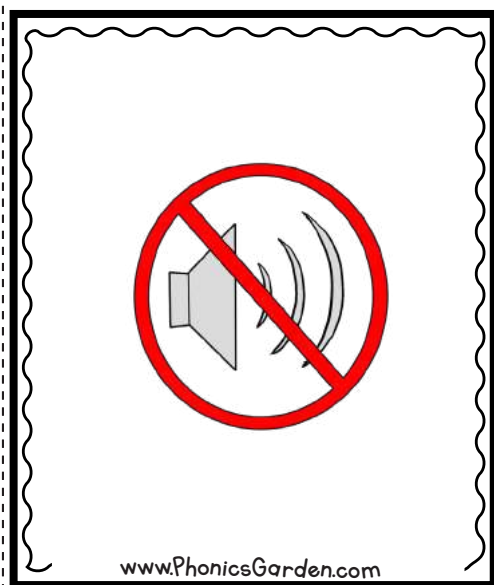
www.PhonicsGarden.com



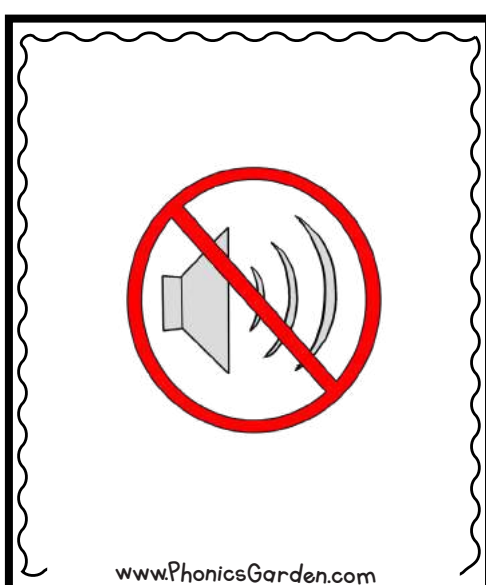
www.PhonicsGarden.com




www.PhonicsGarden.com




www.PhonicsGarden.com



www.PhonicsGarden.com



www.PhonicsGarden.com



www.PhonicsGarden.com

MEMORY GAME



cute

www.PhonicsGarden.com

cute

www.PhonicsGarden.com

lute

www.PhonicsGarden.com

lute

www.PhonicsGarden.com

flute

www.PhonicsGarden.com

flute

www.PhonicsGarden.com

brute

www.PhonicsGarden.com

brute

www.PhonicsGarden.com

salute

www.PhonicsGarden.com

MEMORY GAME



salute

www.PhonicsGarden.com

pollute

www.PhonicsGarden.com

pollute

www.PhonicsGarden.com

chute

www.PhonicsGarden.com

chute

www.PhonicsGarden.com

mute

www.PhonicsGarden.com

mute

www.PhonicsGarden.com

www.PhonicsGarden.com

www.PhonicsGarden.com

FLASH CARDS



cute

www.PhonicsGarden.com



cute

www.PhonicsGarden.com



lute

www.PhonicsGarden.com



lute

www.PhonicsGarden.com



flute

www.PhonicsGarden.com



flute

www.PhonicsGarden.com



brute

www.PhonicsGarden.com



brute

www.PhonicsGarden.com



salute

www.PhonicsGarden.com

FLASH CARDS



salute

www.PhonicsGarden.com



pollute

www.PhonicsGarden.com



polute

www.PhonicsGarden.com



chute

www.PhonicsGarden.com



chute

www.PhonicsGarden.com



mute

www.PhonicsGarden.com



mute

www.PhonicsGarden.com

www.PhonicsGarden.com

www.PhonicsGarden.com