
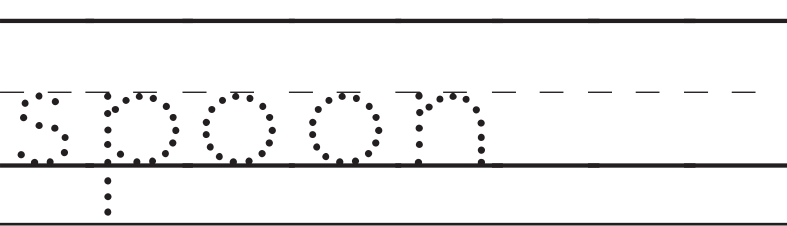





Directions: Circle the letters that are the letter /sp/ in each row.

 sp      spoon	
st      sp      sc      sp      sp	
pl      sp      sp      pl      sp	

Directions: Circle the letter "sp" in each word.

		
spider	spread	spring

Look at the entire page. How many?  
 How many letter sp's do you see? \_\_\_\_\_  
 \_\_\_\_\_  
 \_\_\_\_\_





\_\_\_\_\_

\_\_\_\_\_

\_\_\_\_\_

sprinkler

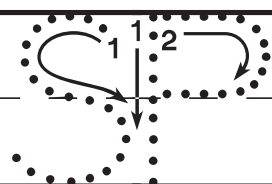
\_\_\_\_\_

\_\_\_\_\_

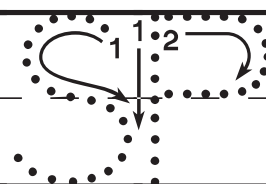
\_\_\_\_\_

spring


S P





SP



Directions: Circle the pictures that have the letter /sp/ sound.

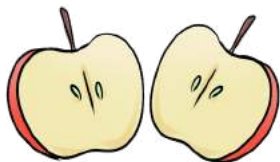


 _____ - - - - - _____ ray	 _____ - - - - - _____ rain
---	---


sp sp

sp sp sp

Directions: Circle the pictures that have the letter /sp/ sound.



Directions: Trace and write the letters Sp and sp.



S

Sp

---


s

sp

spin

Directions: Say the name of each picture. Circle each picture whose name begins with the same sound you hear at the beginning of **spin**.





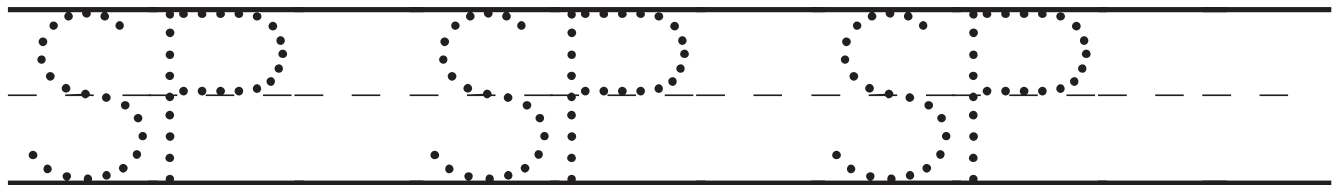
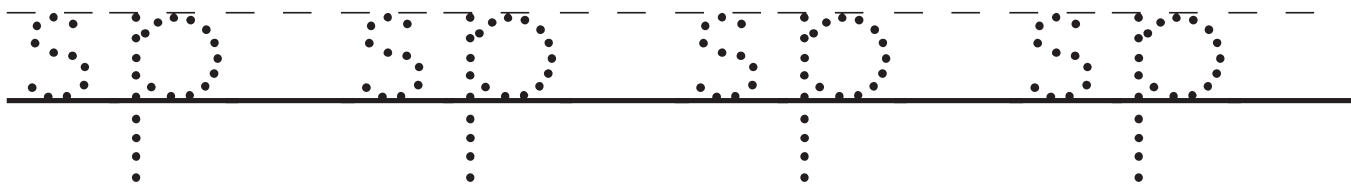
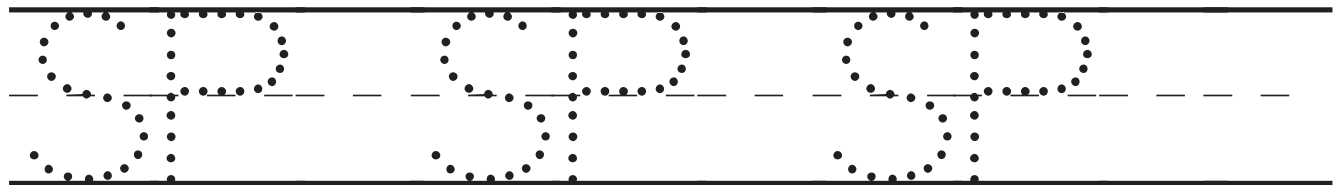
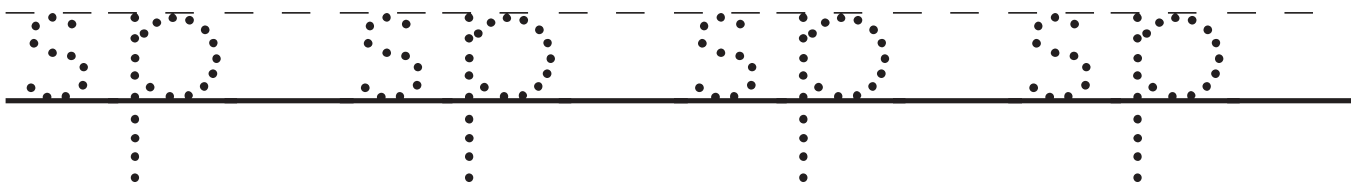
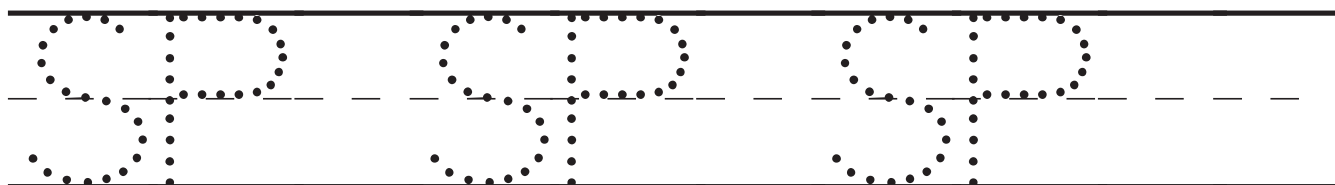
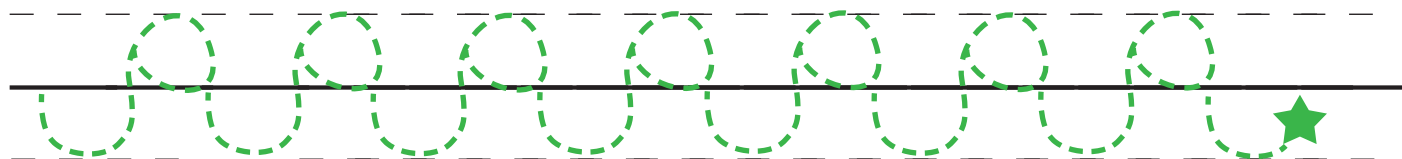
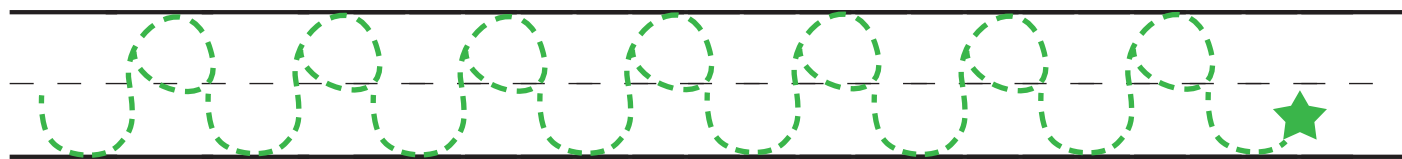





S Sp S Sp

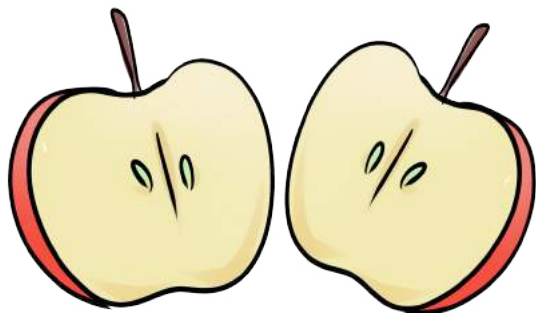


Directions: Trace and write the letters Sp and sp.



Directions: Where does the missing /sp/ go? Find and write!

SP PL SX SP SP ST SP SL




lit



lash



an




ear




Directions: Where does the missing /sp/ go? Find and write!

sp dr sp st sp st sp ts sp



ill



ell



ade



an




Say the name of each picture. Listen for the /sp/ sound.

Do you hear it at the beginning, middle or ending?

Write the letters sp in the correct circle.



Three circles for labeling the first image. The first circle contains the letters 'sp', and the other two are empty.



Three empty circles for labeling the second image.



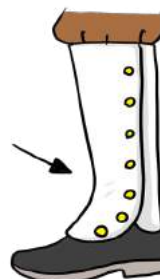
Three empty circles for labeling the third image.



Three empty circles for labeling the fourth image.



Three empty circles for labeling the fifth image.



Three empty circles for labeling the sixth image.





Letter Blend /sp/

S - P - I - N


Follow the arrows to blend your letter sounds down to a final word.  
Trace the word at the bottom.

/sp/ sp

/spi/ spi

/spin/ spin

spin



spin

Directions: Circle the letter /sp/.

s p




spill

<p>spat</p>	<p>spiral</p>	<p>spray</p>

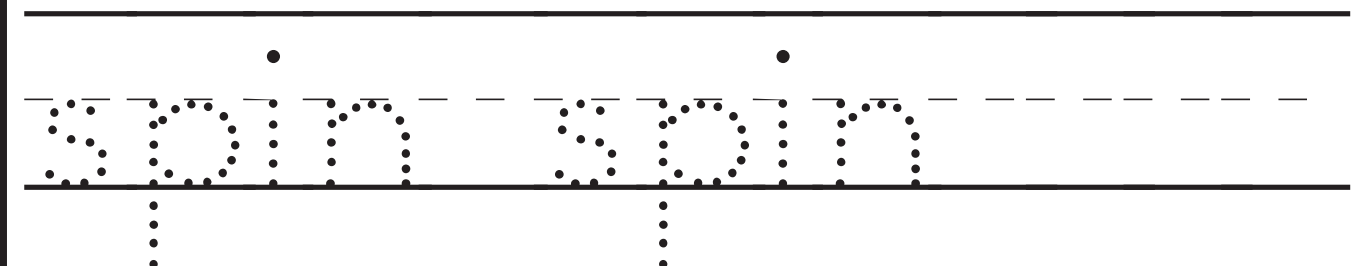
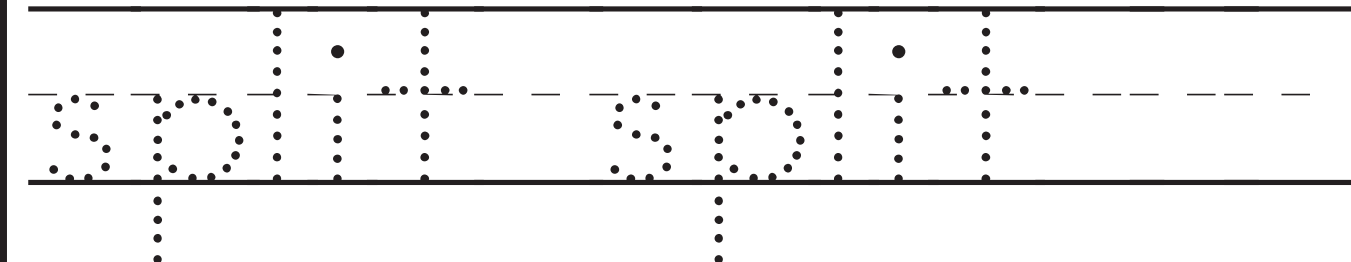
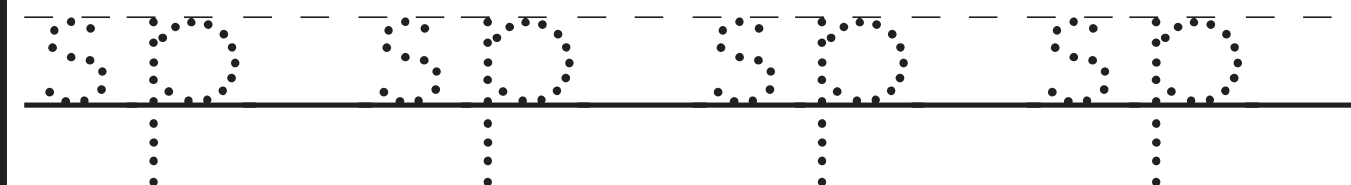
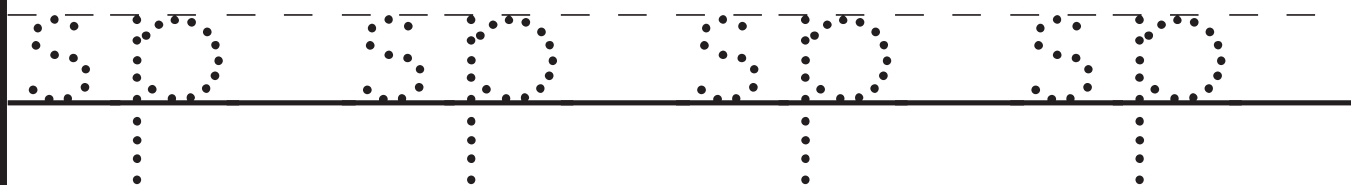
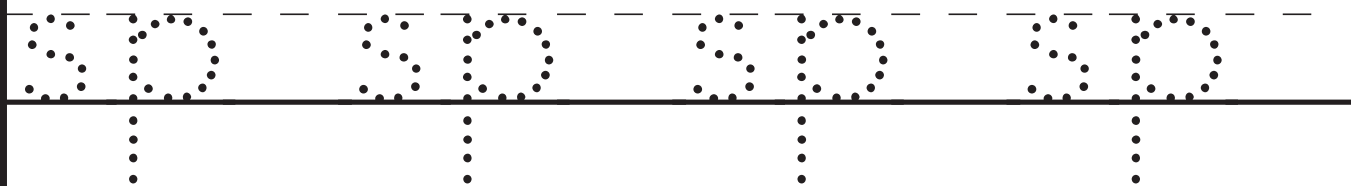
Directions: Draw a picture of something whose name that has the short sound of letter sp.

spin spin





spinach





spell



spread



spin

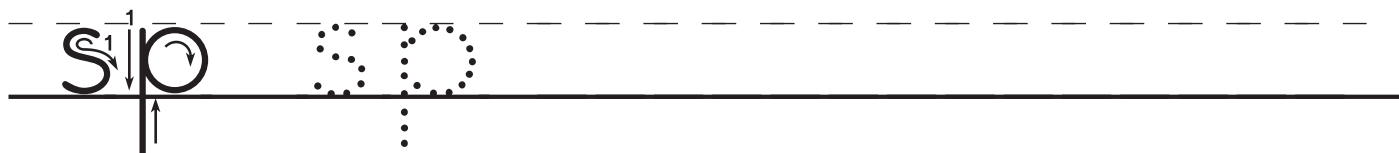
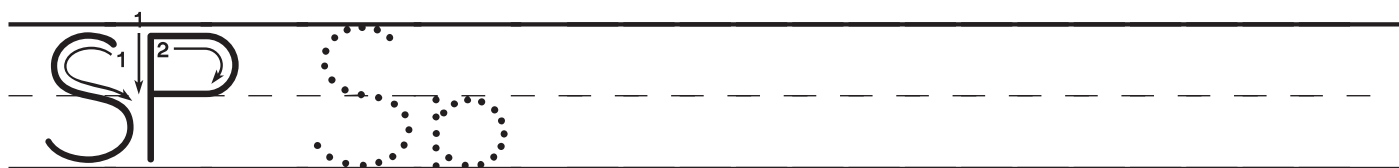


Write in the missing letters. Read the sentence.


The boy can

spin a hula hoop

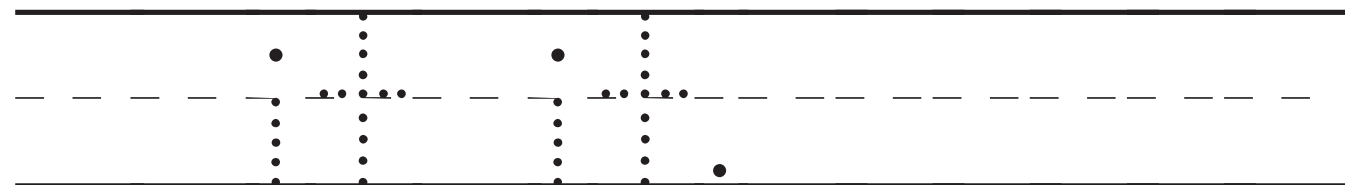
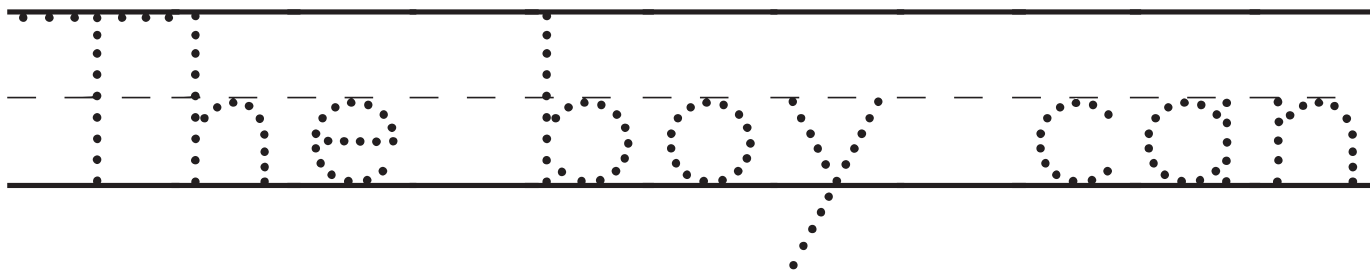




Circle the objects which start with the letter "sp".



Write in the missing letters. Read the sentence.



Color the pictures that have the sp sound in its name.



Look at the words below.

Color all the /sp/ words you can find from the list below.

Circle the words below you have colored above. Can you find more?

spray

spoon

spiral

spring

spider

sprain

spells

spatula

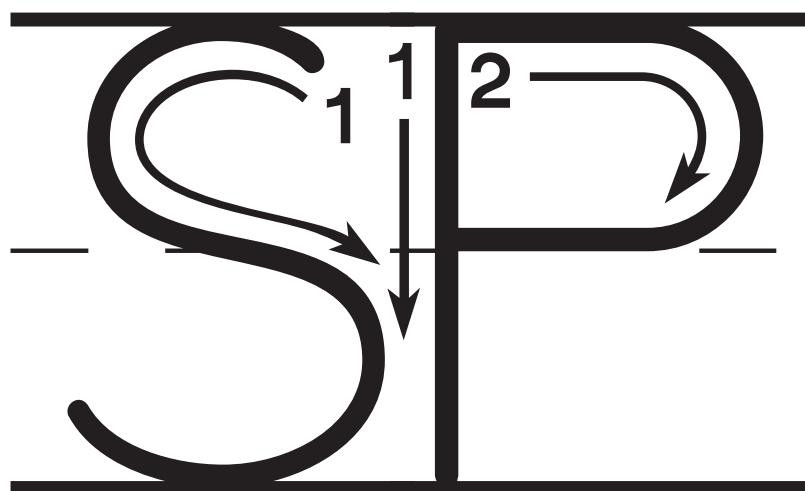
spade

Follow the alphabet maze. Follow only the Letter Sp / sp.

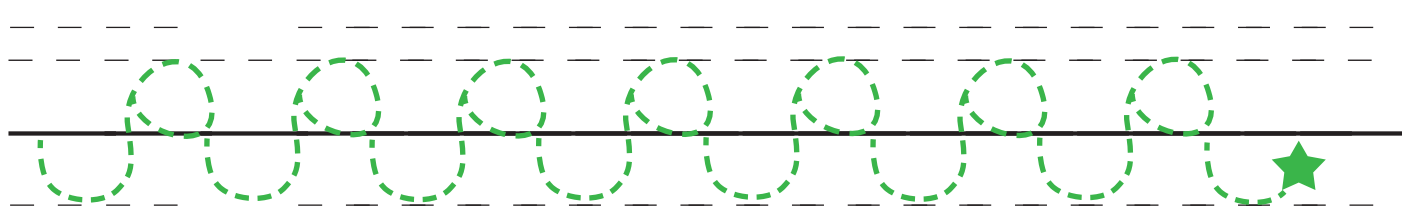
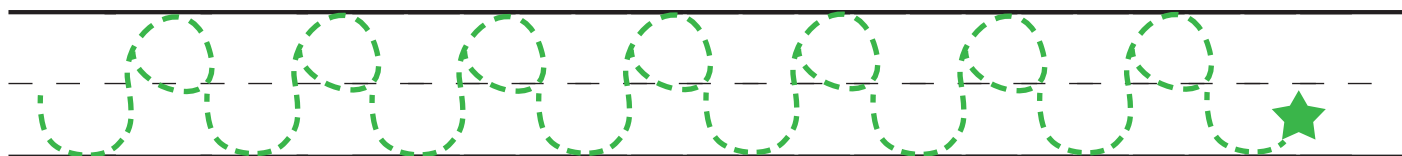


			sp	Sp	sp	Sk	br	bl
			ng	Th	Sp	sn	bl	sm
Sp	sp	Sp	Sp	th	sp	Ch	sk	ck
Sp	pr	th	sp	Sp	Sp	fr	fl	st
sp	sk	bl	Bl	Nl	fr	Sp	Sp	Sp
Sp	sp	sp	Sp	Sp	Sp	Sp	Bl	Sp
Th	cr	Br	ck	bl	Th	sk	bl	Sp
Sh	sp	Sp	Sp	sp	Sp	sp	sp	sp
ck	sp	Bl	Sn	th	cr			
sh	Sp	sp	Sp	sp	Sp			

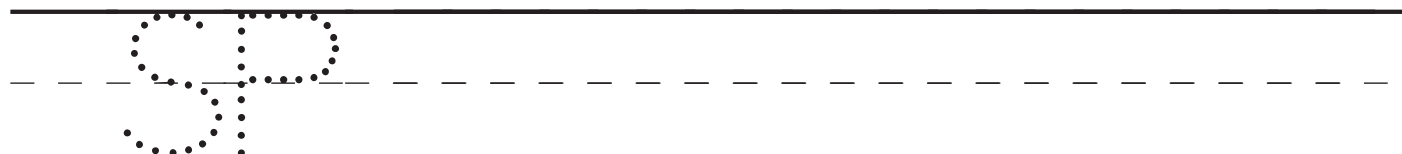
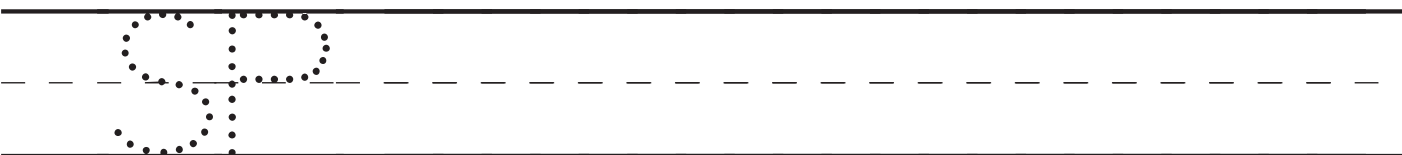
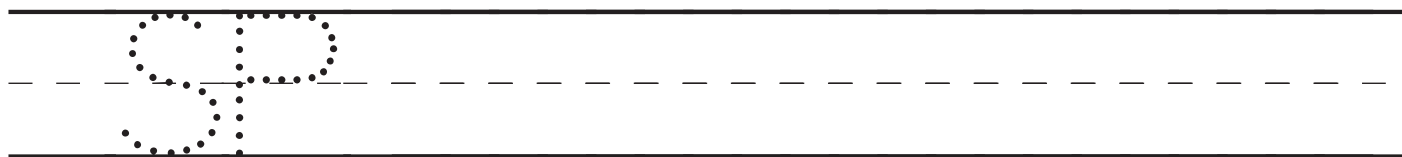





Getting Ready:



Letter SP practice:

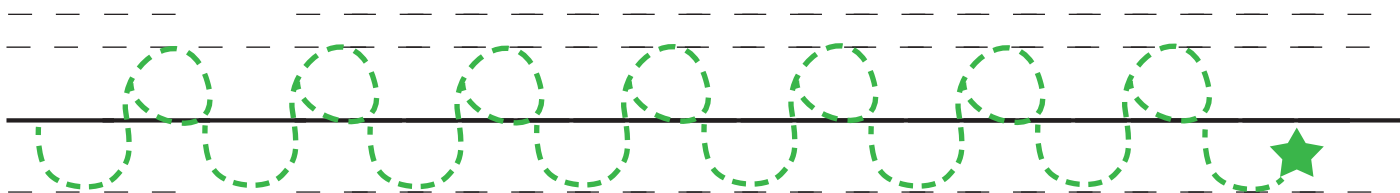
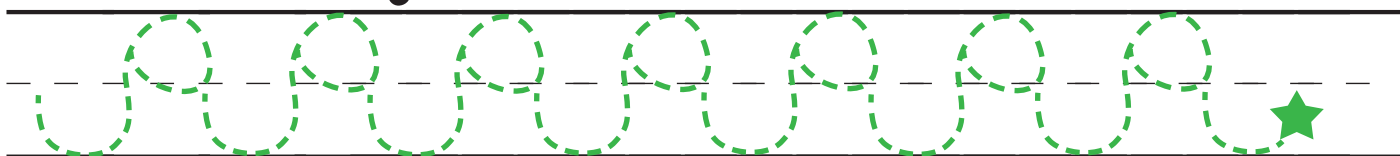




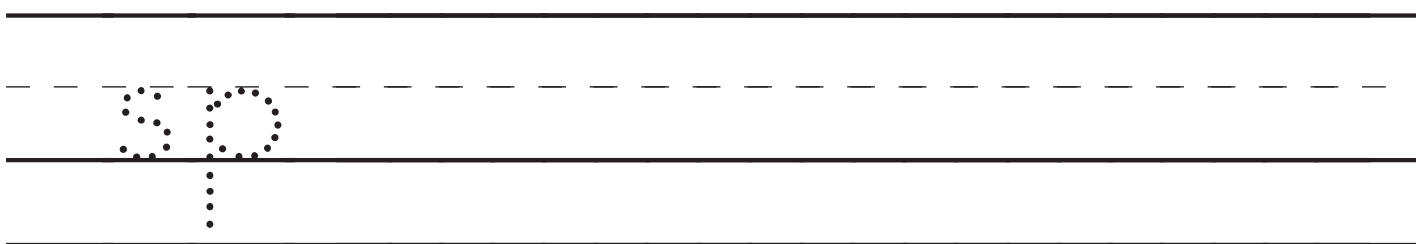


spaghetti

Getting Ready:



Letter sp practice:



Color the letter /s/ spaces blue.  
Color all other letter spaces a different color.

The grid contains the following words and letter combinations:

- sn, sp, sk, ck, th, fr, gr, pl, fl, sm, ch, s, l, n, m, p, c, h, r, f, k, t

