

Cut slits on the dotted lines.



Phonics Garden

3

2

1

e

www.PhonicsGarden.com



sw sc an ar mp ck

sp sk i u t nk e

st sm or o y ke

sn st a ir ck

1

1

2

2

3

3



Cut out the pieces  
on the dotted lines.



A large grid of letters for cutting out. The grid is composed of 7 rows and 4 columns of circles, each containing a letter. The letters are arranged as follows:

s	w	u	m
p	s	p	i
t	s	t	e
r	r	s	n
a	c	k	f
e	a	r	t

The grid is surrounded by a dotted line for cutting. A large, colorful watermark 'Scrum' is overlaid on the grid. The letter 's' in the watermark is pink, 'c' is orange, 'r' is blue, 'u' is green, 'm' is purple, and 'p' is yellow.

# I Can Read & Make a Sentence #1


Read, trace, and write the word. Glue the words and pictures where they belong.

swamp spit story snack

The \_\_\_\_\_ is murky.



The boy \_\_\_\_\_ the seeds.



The kids read a \_\_\_\_\_.



The kids eat a \_\_\_\_\_.



swamp

spit

story

snack



# I Can Read & Make a Sentence #2

Read, trace, and write the word. Glue the words and pictures where they belong.

scarf skunk smoke stir

The \_\_\_\_\_ is very warm.



The \_\_\_\_\_ is black and white.



The fire has \_\_\_\_\_.



She can \_\_\_\_\_ the pot.



scarf

skunk


smoke

stir





Trace each word, then match them to the correct picture.



1. swamp

2. spit

3. story

4. snack

5. scarf

6. skunk

7. smoke

8. stir

Choose a word from above and make a great sentence below!

\_\_\_\_\_

\_\_\_\_\_

\_\_\_\_\_

\_\_\_\_\_

\_\_\_\_\_

Name \_\_\_\_\_ Date \_\_\_\_\_

Draw a line to match the word to its correct picture.

Circle the consonant blends you find at the start of each word.



swamp

spit



story



snack

scarf



skunk



smoke



stir



Choose one or two words from above and make a great sentence below.

\_\_\_\_\_

\_\_\_\_\_

\_\_\_\_\_










\_\_\_\_\_

\_\_\_\_\_





Fill in the missing letters to write each word correctly.

<p>1</p>  <p>_____</p> <p>s w m p</p>	<p>2</p>  <p>_____</p> <p>s p t</p>	<p>3</p>  <p>_____</p> <p>s t r y</p>	
<p>4</p>  <p>_____</p> <p>s n c k</p>	<p>5</p>  <p>_____</p> <p>s c a r f</p>	<p>6</p>  <p>_____</p> <p>s k n k</p>	
<p>7</p>  <p>_____</p> <p>s m k e</p>	<p>8</p>  <p>_____</p> <p>s t r</p>	<p>9</p>  <p>_____</p>	
<p>reads a story book.</p>			<p>The boy</p>

Sort the words above to make a complete sentence below.

\_\_\_\_\_










\_\_\_\_\_

\_\_\_\_\_

\_\_\_\_\_

\_\_\_\_\_

Fill in the missing letters to write each word correctly.

<p>1</p>  <p>_____</p> <p>swam</p>	<p>2</p>  <p>_____</p> <p>pit</p>	<p>3</p>  <p>_____</p> <p>tory</p>
<p>4</p>  <p>_____</p> <p>nack</p>	<p>5</p>  <p>_____</p> <p>scar</p>	<p>6</p>  <p>_____</p> <p>kunk</p>
<p>7</p>  <p>_____</p> <p>moke</p>	<p>8</p>  <p>_____</p> <p>tir</p>	<p>9</p> 
<p>The            dirty.            swamp            is            very</p>		

Sort the words above to make a complete sentence below.

\_\_\_\_\_

\_\_\_\_\_

\_\_\_\_\_















\_\_\_\_\_

\_\_\_\_\_

Name \_\_\_\_\_ Date \_\_\_\_\_

# I Can Read and Match

Read, trace, and write the word. Circle the picture that matches.

<p>swamp</p>	<div style="border: 1px solid black; width: 100%; height: 100%; display: flex; justify-content: space-around;"> <div style="border: 1px solid black; width: 20%; height: 20px;"></div> <div style="border: 1px solid black; width: 20%; height: 20px;"></div> <div style="border: 1px solid black; width: 20%; height: 20px;"></div> <div style="border: 1px solid black; width: 20%; height: 20px;"></div> <div style="border: 1px solid black; width: 20%; height: 20px;"></div> </div>	 
<p>spit</p>	<div style="border: 1px solid black; width: 100%; height: 100%; display: flex; justify-content: space-around;"> <div style="border: 1px solid black; width: 20%; height: 20px;"></div> <div style="border: 1px solid black; width: 20%; height: 20px;"></div> <div style="border: 1px solid black; width: 20%; height: 20px;"></div> <div style="border: 1px solid black; width: 20%; height: 20px;"></div> <div style="border: 1px solid black; width: 20%; height: 20px;"></div> </div>	 
<p>story</p>	<div style="border: 1px solid black; width: 100%; height: 100%; display: flex; justify-content: space-around;"> <div style="border: 1px solid black; width: 20%; height: 20px;"></div> <div style="border: 1px solid black; width: 20%; height: 20px;"></div> <div style="border: 1px solid black; width: 20%; height: 20px;"></div> <div style="border: 1px solid black; width: 20%; height: 20px;"></div> <div style="border: 1px solid black; width: 20%; height: 20px;"></div> </div>	 
<p>snack</p>	<div style="border: 1px solid black; width: 100%; height: 100%; display: flex; justify-content: space-around;"> <div style="border: 1px solid black; width: 20%; height: 20px;"></div> <div style="border: 1px solid black; width: 20%; height: 20px;"></div> <div style="border: 1px solid black; width: 20%; height: 20px;"></div> <div style="border: 1px solid black; width: 20%; height: 20px;"></div> <div style="border: 1px solid black; width: 20%; height: 20px;"></div> </div>	 
<p>scarf</p>	<div style="border: 1px solid black; width: 100%; height: 100%; display: flex; justify-content: space-around;"> <div style="border: 1px solid black; width: 20%; height: 20px;"></div> <div style="border: 1px solid black; width: 20%; height: 20px;"></div> <div style="border: 1px solid black; width: 20%; height: 20px;"></div> <div style="border: 1px solid black; width: 20%; height: 20px;"></div> <div style="border: 1px solid black; width: 20%; height: 20px;"></div> </div>	 
<p>skunk</p>	<div style="border: 1px solid black; width: 100%; height: 100%; display: flex; justify-content: space-around;"> <div style="border: 1px solid black; width: 20%; height: 20px;"></div> <div style="border: 1px solid black; width: 20%; height: 20px;"></div> <div style="border: 1px solid black; width: 20%; height: 20px;"></div> <div style="border: 1px solid black; width: 20%; height: 20px;"></div> <div style="border: 1px solid black; width: 20%; height: 20px;"></div> </div>	 
<p>smoke</p>	<div style="border: 1px solid black; width: 100%; height: 100%; display: flex; justify-content: space-around;"> <div style="border: 1px solid black; width: 20%; height: 20px;"></div> <div style="border: 1px solid black; width: 20%; height: 20px;"></div> <div style="border: 1px solid black; width: 20%; height: 20px;"></div> <div style="border: 1px solid black; width: 20%; height: 20px;"></div> <div style="border: 1px solid black; width: 20%; height: 20px;"></div> </div>	 



# I Can Read and Match

Trace each word, then match them to the correct picture.

swamp

1

a



spit

2

b



story

3

c



snack

4

d



scarf

5

e



skunk

6

f



smoke

7

g



stir

8

h

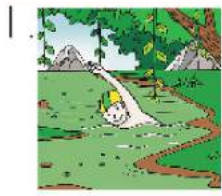









Circle the correct word and write it on the line. Add a full-stop period to each sentence.



swamp

swim

It is a \_\_\_\_\_



spit

spot

The man \_\_\_\_\_



story

store

The \_\_\_\_\_ is long



snack

snap

It is a yummy \_\_\_\_\_



scarf

scare

He has a blue \_\_\_\_\_



skunk

skirt

The \_\_\_\_\_ is stinky




smoke



smack

The \_\_\_\_\_ is gray


Match the pictures to their sentences by writing the correct letters in the box.



- The swamp is murky.
- The desert is dry.



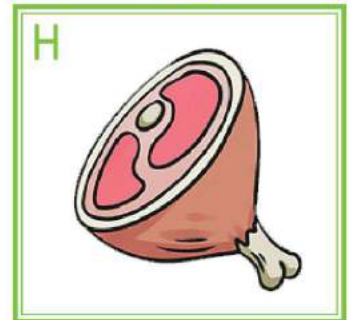
- The hippo does not spit.
- The man is spitting.



- The small story is nice.
- The story is on the mat.



- Ham is a big snack.
- Those are a lot of snacks.



Write a great sentence of your own on the lines below.

\_\_\_\_\_

































\_\_\_\_\_

\_\_\_\_\_

\_\_\_\_\_

\_\_\_\_\_

Use the word box to help you answer each question below.

<p>1. This place is very wet.</p>  <p>_____</p>	<p>2. What does the boy do?</p>  <p>_____</p>	<p>3. The book is a _____.</p>  <p>_____</p>	<p>4. We eat this at school.</p>  <p>_____</p>								
<p>5. This keeps our neck warm.</p>  <p>_____</p>	<p>6. It's a very stinky animal.</p>  <p>_____</p>	<p>7. A fire makes this.</p>  <p>_____</p>	<p>8. We do this to mix.</p>  <p>_____</p>								
<p>Word Box</p> <table style="width: 100%; border: none;"> <tr> <td> swamp</td> <td> spit</td> <td> story</td> <td> snack</td> </tr> <tr> <td> scarf</td> <td> skunk</td> <td> smoke</td> <td> stir</td> </tr> </table>				 swamp	 spit	 story	 snack	 scarf	 skunk	 smoke	 stir
 swamp	 spit	 story	 snack								
 scarf	 skunk	 smoke	 stir								

Write a great sentence of your own on the lines below.

\_\_\_\_\_

-----

\_\_\_\_\_

-----

\_\_\_\_\_



Name \_\_\_\_\_ Date \_\_\_\_\_

Sort the words to make a great sentence on the lines below.

is

swamp



The

swamp is  
murky.

s

w

a

m

p

e

\_\_\_\_\_

\_\_\_\_\_

\_\_\_\_\_

Write a sentence of your own about the picture.

\_\_\_\_\_


\_\_\_\_\_

\_\_\_\_\_

Sort the words to make a great sentence on the lines below.

The

boy



spits

the

seeds.

Sample

www.PhonicsGarden.com


Write a sentence of your own about the picture.

Sort the words to make a great sentence on the lines below.

read

story.

a



The

kids

s

d

r

l

e

Handwriting practice lines consisting of three horizontal lines (top, middle dashed, bottom) repeated twice.

Write a sentence of your own about the picture.

Handwriting practice lines consisting of three horizontal lines (top, middle dashed, bottom) repeated twice.



Name \_\_\_\_\_ Date \_\_\_\_\_

Sort the words to make a great sentence on the lines below.

kids

eat



a  
e

snack.

The

sample

\_\_\_\_\_

\_\_\_\_\_

\_\_\_\_\_

Write a sentence of your own about the picture.

\_\_\_\_\_

\_\_\_\_\_

\_\_\_\_\_

Name \_\_\_\_\_ Date \_\_\_\_\_

Sort the words to make a great sentence on the lines below.

warm.

very

is



The

scarf

Handwriting practice lines consisting of three sets of solid top and bottom lines with a dashed middle line.

Write a sentence of your own about the picture.

Handwriting practice lines consisting of three sets of solid top and bottom lines with a dashed middle line.

Name \_\_\_\_\_ Date \_\_\_\_\_

Sort the words to make a great sentence on the lines below.

black

white.

is



skunk

and

The

Handwriting practice lines with a dashed midline.

Write a sentence of your own about the picture.

Handwriting practice lines with a dashed midline for writing a sentence.



Name \_\_\_\_\_ Date \_\_\_\_\_

Sort the words to make a great sentence on the lines below.


smoke.

fire



has

The



\_\_\_\_\_

\_\_\_\_\_

\_\_\_\_\_

Write a sentence of your own about the picture.

\_\_\_\_\_

\_\_\_\_\_

\_\_\_\_\_

Name \_\_\_\_\_ Date \_\_\_\_\_

Sort the words to make a great sentence on the lines below.

the

stir



can

She

pot.

s

d

r

m

p

e

\_\_\_\_\_

-----

\_\_\_\_\_

Write a sentence of your own about the picture.

\_\_\_\_\_

-----

\_\_\_\_\_

-----

\_\_\_\_\_

# I Say, Spell, Cut and Paste

**blends**  
Word Spelling

Say, Trace, Cut & Paste, and Spell each picture word correctly.



--	--

www.PhonicsGarden.com



--	--



--	--



--	--

Trace on the inside of the letters. Then cut them out and glue them down to spell the pictures above.

sw

sp

amp

it

st

sn

ory

ack





# I Say, Spell, Cut and Paste

**blends**  
Word Spelling

Say, Trace, Cut & Paste, and Spell each picture word correctly.



--	--

www.PhonicsGarden.com



--	--



--	--












--	--

Trace on the inside of the letters. Then cut them out and glue them down to spell the pictures above.

sc	sk	arf	unk
sm	st	oke	ir



Look at each picture. Circle the correct word.

<p>1</p>  <p>swamp swim swore</p>	<p>2</p>  <p>spill spot spit</p>	<p>3</p>  <p>stand store story</p>
<p>4</p>  <p>snack snip snore</p>	<p>5</p>  <p>scarf scare scan</p>	<p>6</p>  <p>stock stand skunk</p>
<p>7</p>  <p>smoke spill smell</p>	<p>8</p>  <p>step Stan stir</p>	<p>9</p>  <p>snack sniff snail</p>
<p>my    I    a    dog    snack.    give</p>		

Sort the words above to make a great sentence below.

\_\_\_\_\_

\_\_\_\_\_

\_\_\_\_\_

\_\_\_\_\_

\_\_\_\_\_

Name \_\_\_\_\_ Date \_\_\_\_\_

# See, Say, and Spell - Blends

Write the correct letter blend to complete the words below.



\_\_\_\_\_ amp



\_\_\_\_\_ it



\_\_\_\_\_ ory



\_\_\_\_\_ ack



\_\_\_\_\_ arf



\_\_\_\_\_ unk



\_\_\_\_\_ oke



\_\_\_\_\_ ir



\_\_\_\_\_ op



\_\_\_\_\_ in



\_\_\_\_\_ ell



\_\_\_\_\_ eet



\_\_\_\_\_ ip



\_\_\_\_\_ oon



\_\_\_\_\_ irt