
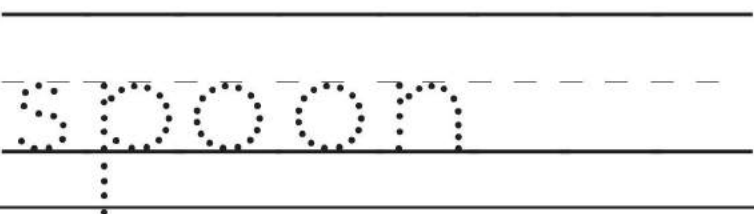





Directions: Circle the letters that are the letter /sp/ in each row.

 sp spoon				
st	sp	sc	sp	sp
pl	sp	sp	pl	sp

Directions: Circle the letter "sp" in each word.

		
spider	spread	spring

Look at the entire page. How many?  
 How many letter sp's do you see? \_\_\_\_\_  
 \_\_\_\_\_  
 \_\_\_\_\_



\_\_\_\_\_

\_\_\_\_\_

\_\_\_\_\_

rinkler

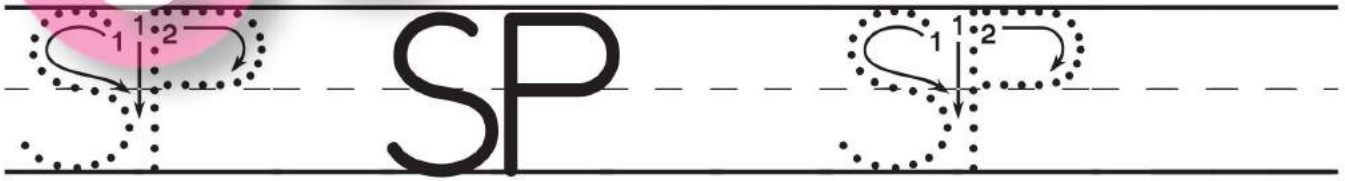


\_\_\_\_\_

\_\_\_\_\_



\_\_\_\_\_

ring

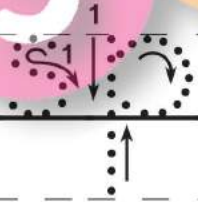
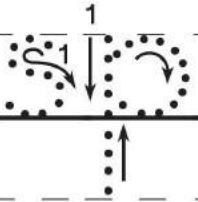
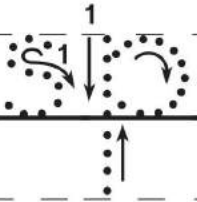


Directions: Circle the pictures that have the letter /sp/ sound.



 _____ _____ _____ spray	 _____ _____ _____ pain
---	---

Sp Sp


 s
 
 p
 
 sp

Directions: Circle the pictures that have the letter /sp/ sound.



Directions: Trace and write the letters Sp and sp.




spin

Sp

sp

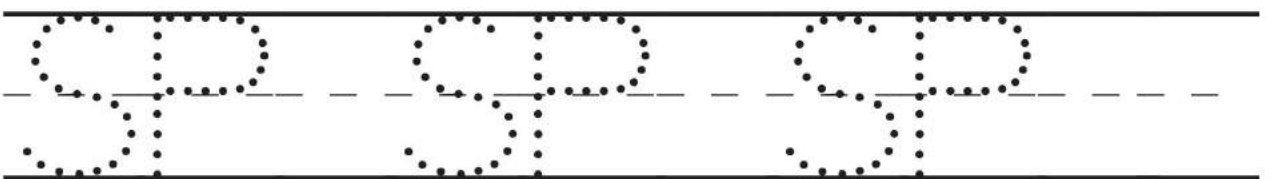
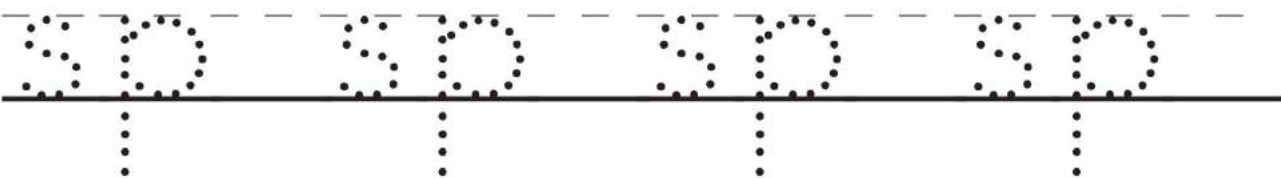
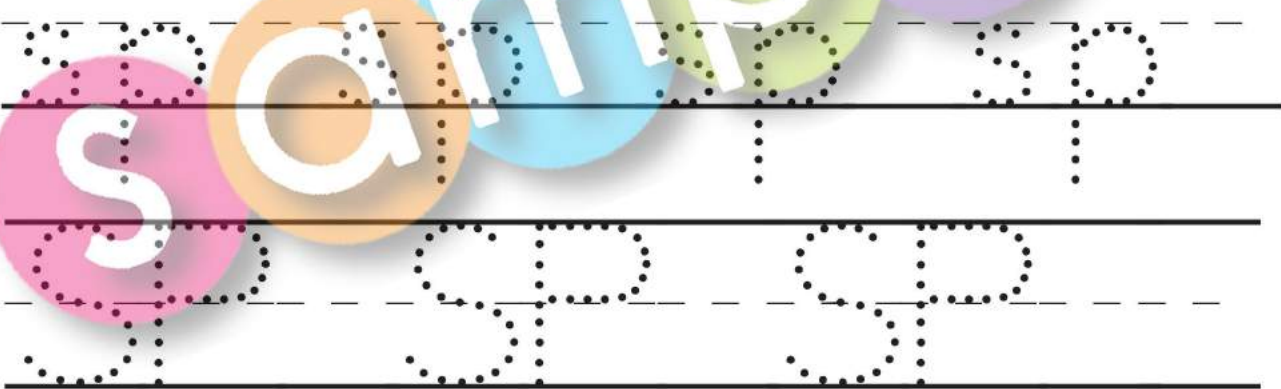

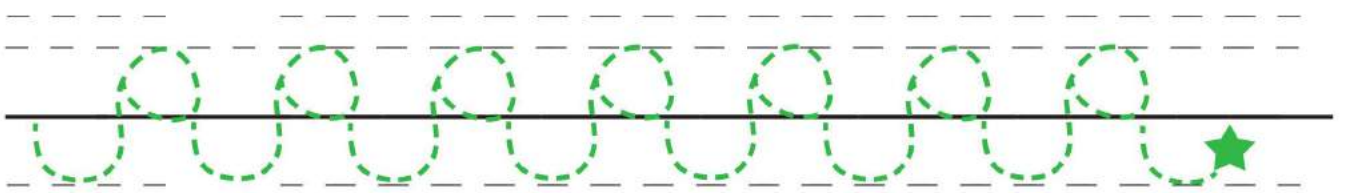
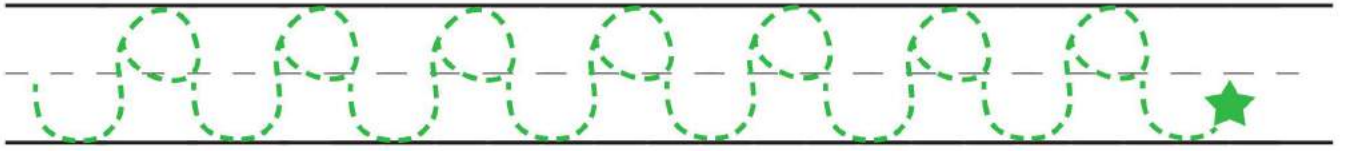
Directions: Say the name of each picture. Circle each picture whose name begins with the same sound you hear at the beginning of **spin**.



Sp Sp Sp

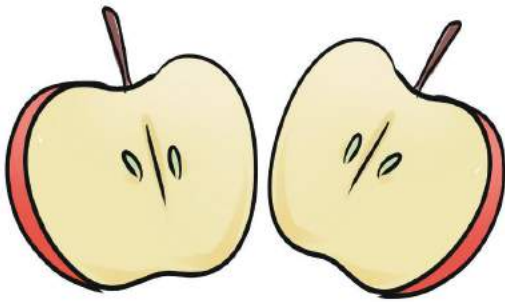


Directions: Trace and write the letters Sp and sp.




Directions: Where does the missing /sp/ go? Find and write!

SP PL SX SP SP ST SP SL



split splash




an

ear





Directions: Where does the missing /sp/ go? Find and write!

sp dr sp st sp st sp ts sp



ell

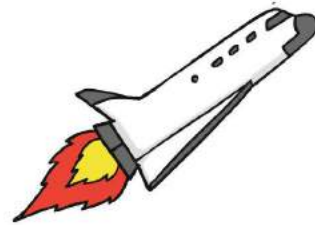



ade

an



Say the name of each picture. Listen for the /sp/ sound.  
Do you hear it at the beginning, middle or ending?  
Write the letters sp in the correct circle.



sp    ○    ○

○    ○    ○

○    ○    ○

○    ○    ○



○    ○    ○

○    ○    ○





Letter Blend /sp/

S - P - I - N

Follow the arrows to blend your letter sounds down to a final word.  
Trace the word at the bottom.

/sp/ sp

/spi/ spi

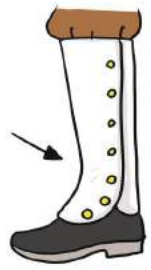


/spin/ spin

spin

spin

Directions: Circle the letter /sp/.




		
spat	spiral	spray

Directions: Draw a picture of something whose name that has the short sound of letter sp.



spin spin





spinach

s p s p s p s p

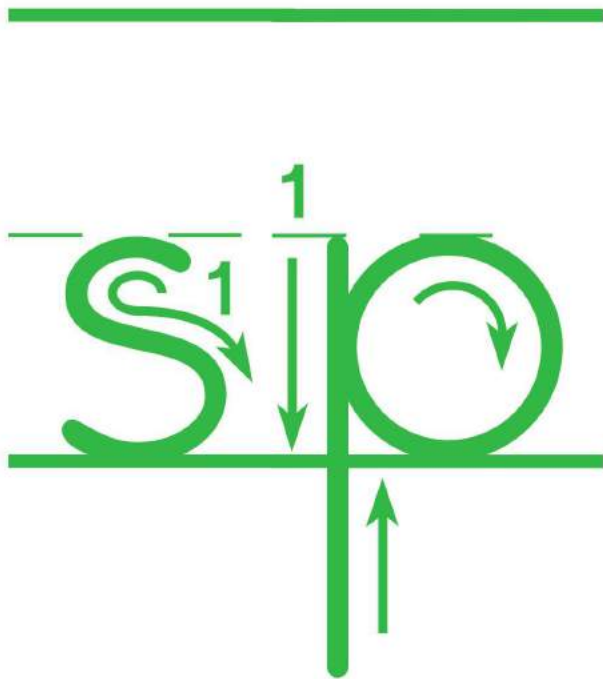
s p s p s p s p

s p s p s p s p

split split

spin spin





spell



spread



spin



Write in the missing letters. Read the sentence.

The boy can

spin a hula hoop



S P Sp

s p sp

Circle the objects which start with the letter "sp".



Write in the missing letters. Read the sentence.

The boy can

it it.

Color the pictures that have the sp sound in its name.



Look at the words below.

Color all the /sp/ words you can find from the list below.

Circle the words below you have colored above. Can you find more?

spray

spoon

spiral

spring

spider

sprain

spells

spatula

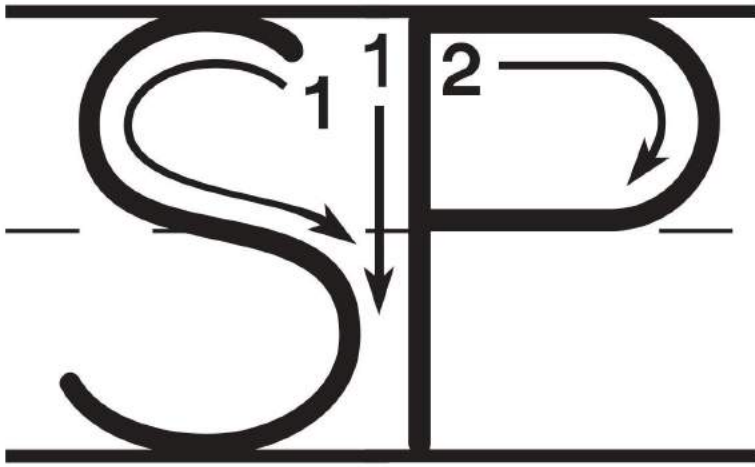
spade

Follow the alphabet maze. Follow only the Letter Sp / sp.




						sp	Sp	sp	Sk	br	bl
						ng	Th	Sp	sn	bl	sm
Sp	sp	Sp	Sp	th	sp	Ch	sk	ck			
Sp	pr	th	sp	Sp	Sp	fr	fl	st			
sp	sk	bl	Bl	Nl	fr	Sp	Sp	Sp			
Sp	sp	sp	Sp	Sp	Sp	Sp	Bl	Sp			
Th	cr	Br	ck	bl	Th	sk	bl	Sp			
Sh	sp	Sp	Sp	sp	Sp	sp	sp	sp			
ck	sp	Bl	Sn	th	cr						
sh	Sp	sp	Sp	sp	Sp						

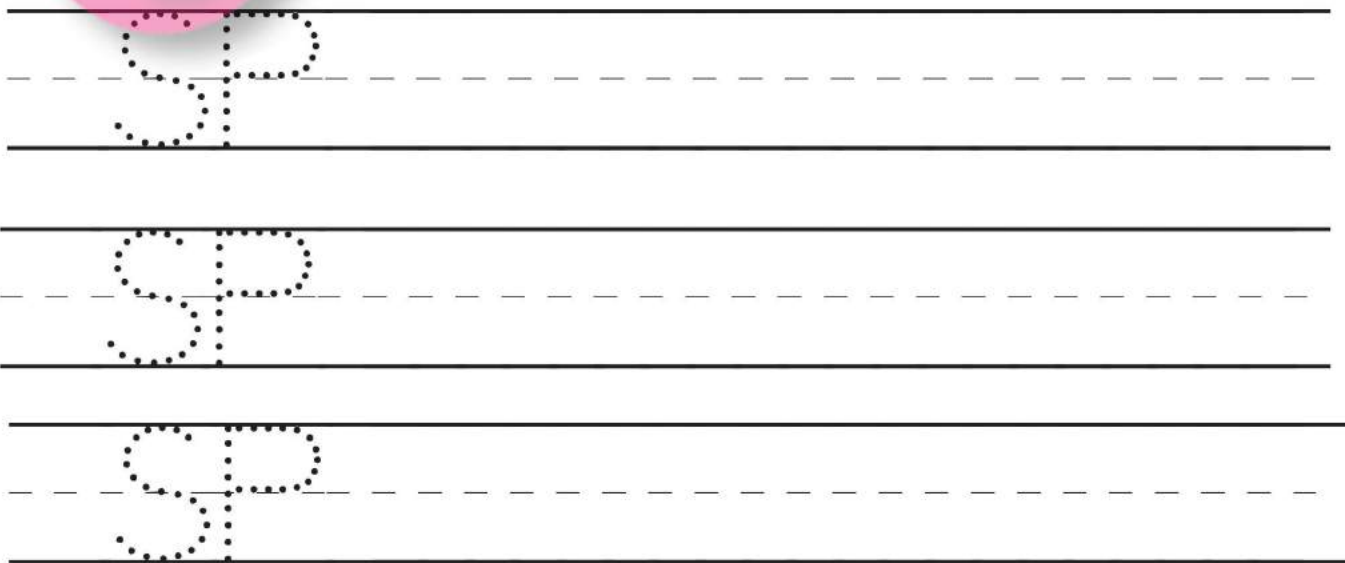




Getting Ready:



Letter SP practice:





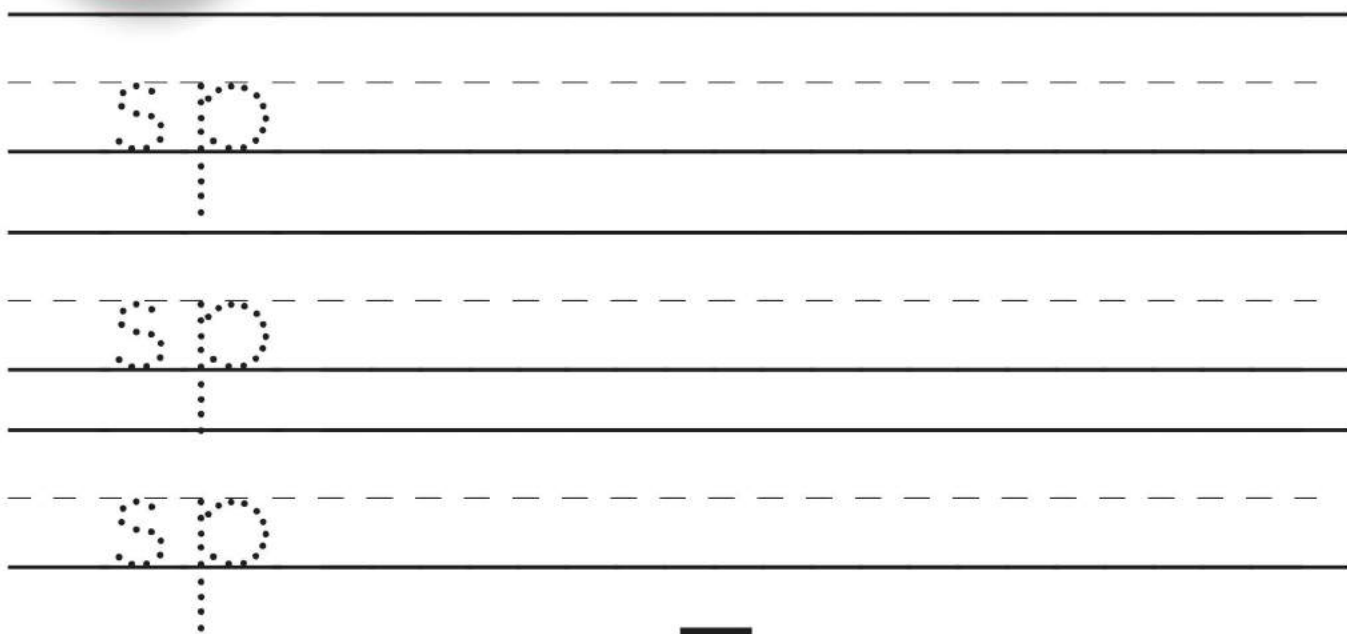


spaghetti

Getting Ready:



Letter sp practice:



Color the letter /sp/ spaces blue.  
Color all other letter spaces a different color.

The grid contains the following letters and letter pairs in various shapes:

- sn
- sl
- sm
- ch
- fl
- sp
- gr
- sk
- ck
- th
- fr
- sc

