


# Spin and Spell

Spin the spinner. Spell and write the **ck** word.



duck      rock      block

snack      neck      sock

\_\_\_\_\_

-----

\_\_\_\_\_

-----

\_\_\_\_\_

-----

\_\_\_\_\_

-----

\_\_\_\_\_

-----

\_\_\_\_\_

-----

\_\_\_\_\_

-----

\_\_\_\_\_

-----

\_\_\_\_\_

-----

\_\_\_\_\_

-----

\_\_\_\_\_

-----

Which **ck** word did you spin on and write the most? Write it again here!

\_\_\_\_\_

-----

\_\_\_\_\_

Spin a picture. Read the word.

Write the word in the matching letter boxes.

Place a check mark next to the word after it is written.

duck

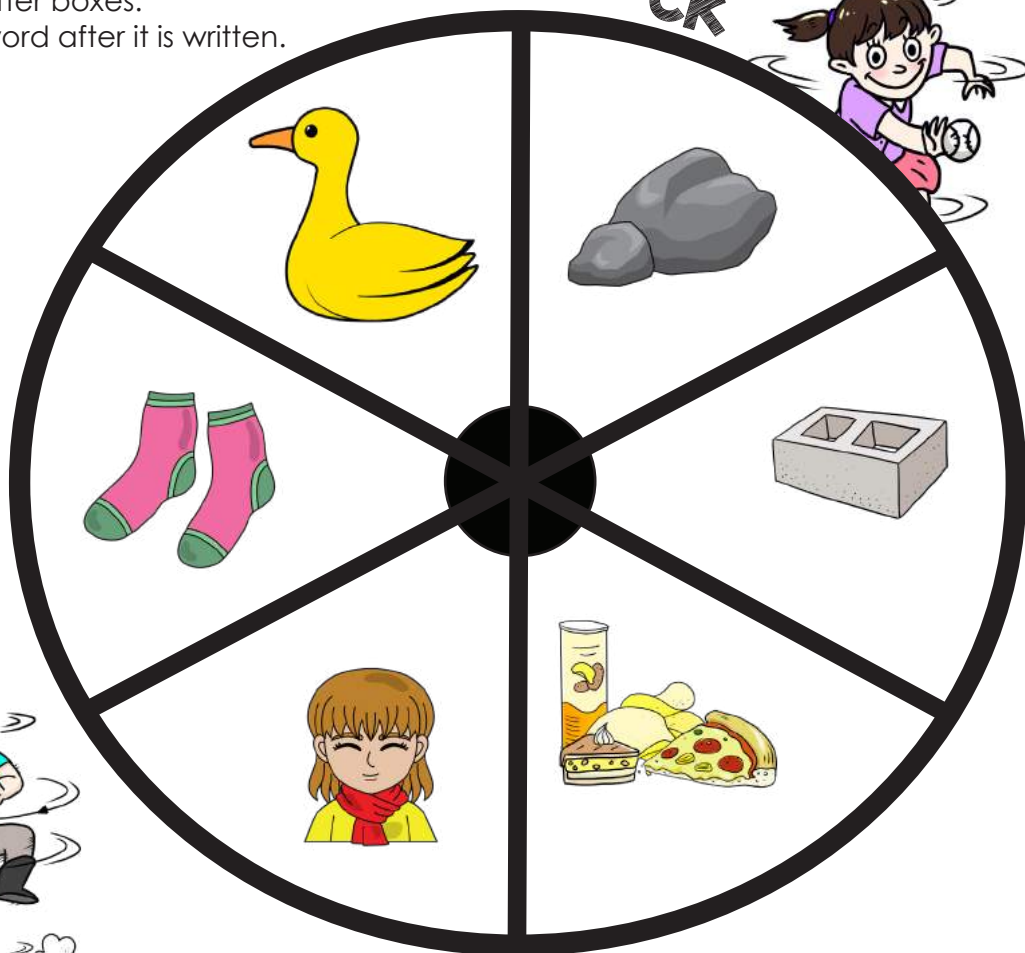
sock

rock

neck

snack

block



Hint: Use a paperclip as your spinner.

--	--	--	--	--

--	--	--	--	--

--	--	--	--	--


--	--	--	--	--

--	--	--	--	--

--	--	--	--	--

# Spin and Build

# ck ck



Spin a picture.  
Cut and paste the letters to build  
the matching words.



--	--	--



--	--	--



--	--	--



--	--	--



--	--	--



--	--	--

Write your words on the lines.

_____	_____	_____
-----	-----	-----
_____	_____	_____
-----	-----	-----
_____	_____	_____

duck

rock

block

snack

neck

sock



e	o	u	o	o	a	ck	ck	ck
ck	ck	ck	s	d	r	bl	sn	n




Set One

Spin, Color, and Win!

Each player takes a turn to spin a picture and color the matching word.  
First player to color all words wins the game.



ck



player 1

player 2

duck	neck	snack
rock	duck	duck
rock	neck	rock
duck	duck	neck
block	duck	rock

rock
duck
neck
duck

neck	snack	sock	sock
snack	rock	sock	sock
rock	rock	neck	sock
block	snack	rock	block

sock	rock	sock
block	neck	block
rock	snack	block
neck	rock	neck
block	snack	sock

Set Two

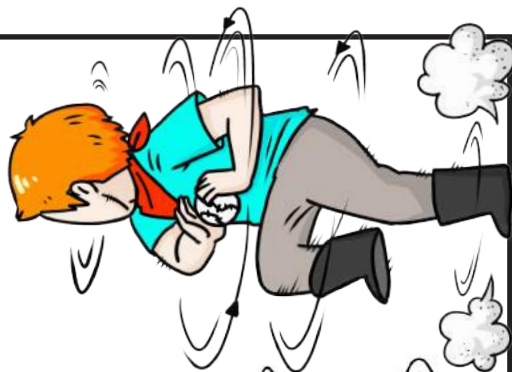

Spin, Color, and Win!

Each player takes a turn to spin a picture and color the matching word.

First player to color all words wins the game.



ck



player 1

player 2

block	sock	truck	block
brick	truck	sock	sock
snack	duck	brick	sock
brick	brick	sock	duck
sock	sock	truck	sock

block	sock	snack	snack
block	sock	snack	snack
block	sock	brick	block
truck	truck	brick	sock
truck	truck	truck	truck


# Spin, Color, and Win!

Make Your Own: #1

Each player takes a turn to spin a picture and color the matching word.  
First player to color all words wins the game.




player 1



player 2





# Make Your Own: #2

# Spin, Color, and Win!

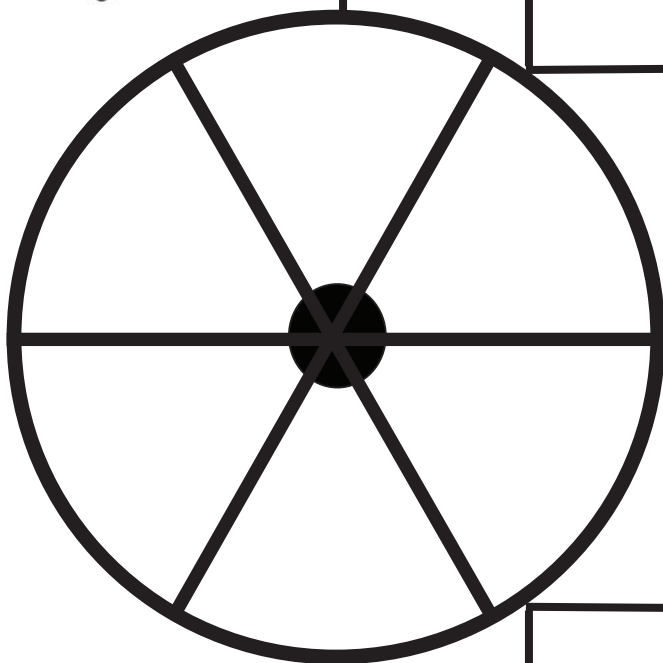
Each player takes a turn to spin a picture and color the matching word.  
First player to color all words wins the game.




player 1



player 2





duck



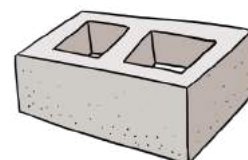
sock

rock




neck

snack

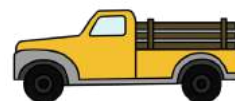


block

brick



truck



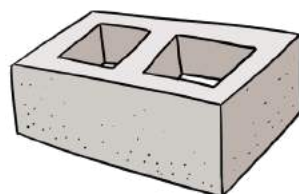


r ock



www.PhonicsGarden.com

✂ block



www.PhonicsGarden.com

s n ack



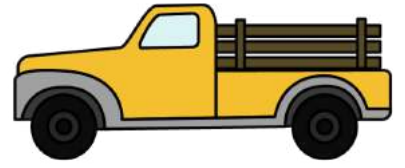
www.PhonicsGarden.com

n eck




www.PhonicsGarden.com

truck




www.PhonicsGarden.com

brick



www.PhonicsGarden.com

duck



www.PhonicsGarden.com

sock



www.PhonicsGarden.com

Draw and write your own word puzzles on this page.



	<a href="http://www.PhonicsGarden.com">www.PhonicsGarden.com</a>

	<a href="http://www.PhonicsGarden.com">www.PhonicsGarden.com</a>

	<a href="http://www.PhonicsGarden.com">www.PhonicsGarden.com</a>

	<a href="http://www.PhonicsGarden.com">www.PhonicsGarden.com</a>

Draw and write your own word puzzles on this page.



	<a href="http://www.PhonicsGarden.com">www.PhonicsGarden.com</a>



	<a href="http://www.PhonicsGarden.com">www.PhonicsGarden.com</a>

	<a href="http://www.PhonicsGarden.com">www.PhonicsGarden.com</a>

	<a href="http://www.PhonicsGarden.com">www.PhonicsGarden.com</a>

Add the missing letters.

Write the words on the lines below.

**Letter Blend**  
Word Spelling



\_\_\_\_\_ ck



\_\_\_\_\_ ck

\_\_\_\_\_ ck



\_\_\_\_\_ ck

\_\_\_\_\_ ck



\_\_\_\_\_ ck



\_\_\_\_\_ ck

\_\_\_\_\_ ck

1. duck

5. \_\_\_\_\_

2. \_\_\_\_\_

6. \_\_\_\_\_

3. \_\_\_\_\_

7. \_\_\_\_\_

4. \_\_\_\_\_

8. \_\_\_\_\_

Choose one or two words from above and make a great sentence below.

\_\_\_\_\_

-----

\_\_\_\_\_

-----

\_\_\_\_\_

Add the missing letters.  
Write the words on  
the lines below.

**Letter Blend**  
Word Spelling



\_\_\_\_\_ uck



\_\_\_\_\_ eck

\_\_\_\_\_ ock



\_\_\_\_\_ ock



\_\_\_\_\_ uck



\_\_\_\_\_ ack



\_\_\_\_\_ ick



\_\_\_\_\_ ock

1. duck

5. \_\_\_\_\_

2. \_\_\_\_\_

6. \_\_\_\_\_

3. \_\_\_\_\_

7. \_\_\_\_\_

4. \_\_\_\_\_

8. \_\_\_\_\_

Choose one or two words from above and make a great sentence below.

\_\_\_\_\_

\_\_\_\_\_

\_\_\_\_\_

\_\_\_\_\_

\_\_\_\_\_

After you have finished assembling your word wheel, practice writing each word as you spin the wheel. Spin, read, and write your new words!

Write each word on your word-wheel 2 times each.

Blank handwriting practice box with four lines (top, dashed, middle, bottom).

Blank handwriting practice box with four lines (top, dashed, middle, bottom).

Blank handwriting practice box with four lines (top, dashed, middle, bottom).

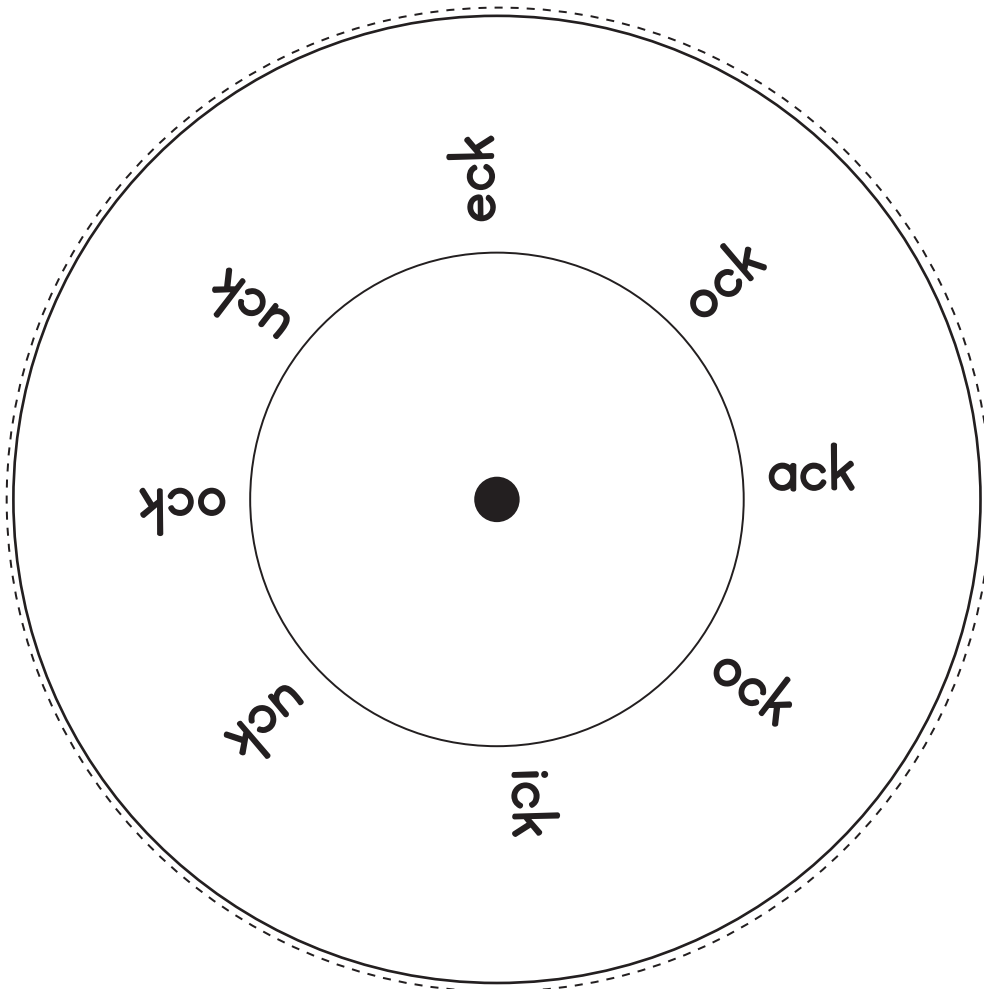
Blank handwriting practice box with four lines (top, dashed, middle, bottom).

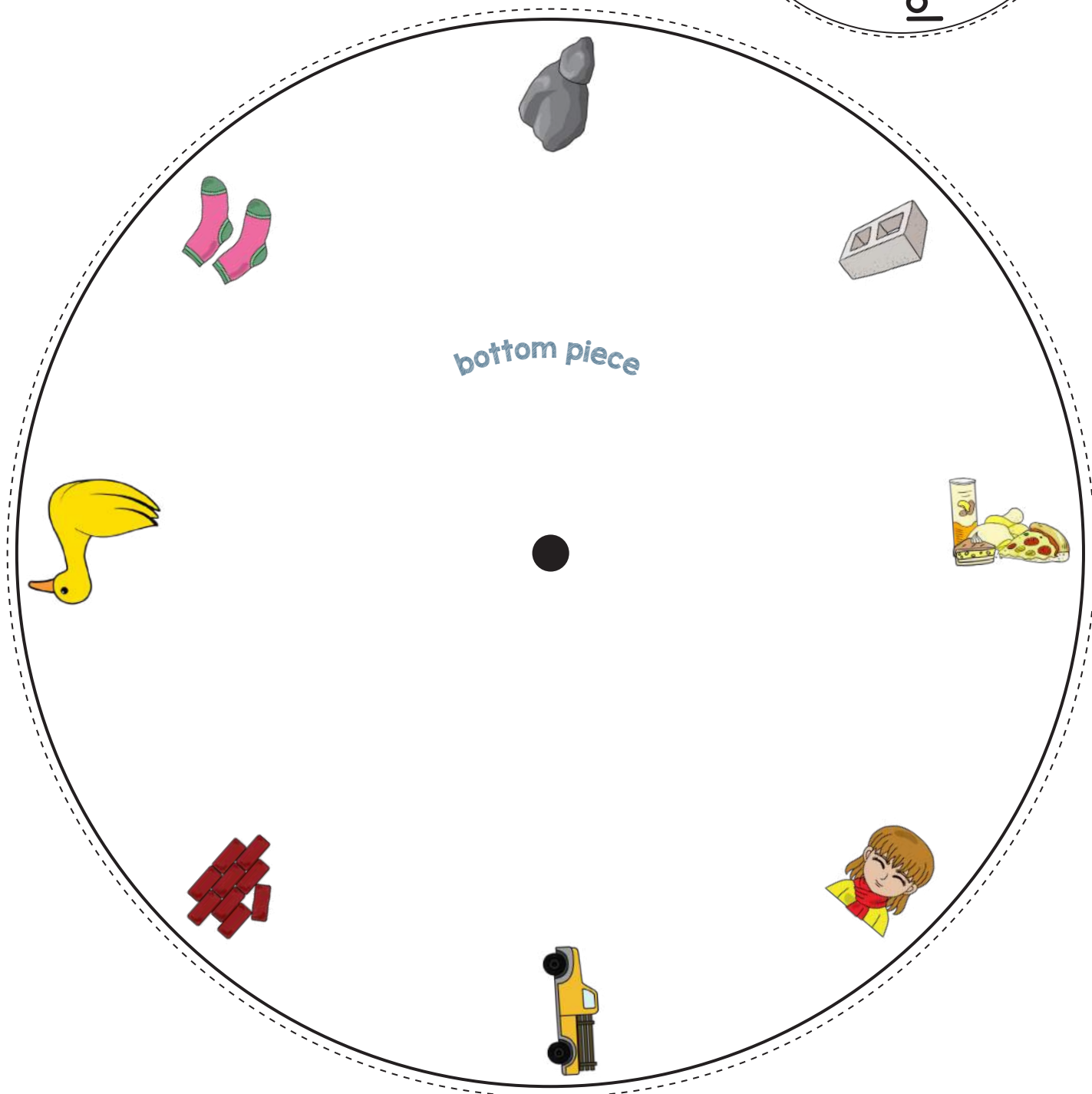
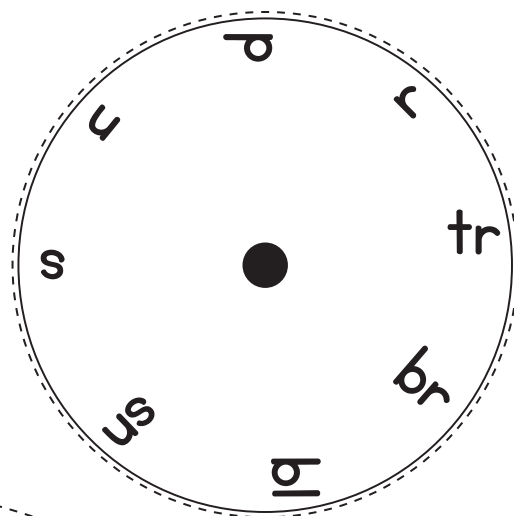
Blank handwriting practice box with four lines (top, dashed, middle, bottom).

Blank handwriting practice box with four lines (top, dashed, middle, bottom).

Blank handwriting practice box with four lines (top, dashed, middle, bottom).

Blank handwriting practice box with four lines (top, dashed, middle, bottom).











# SPINNER ck word family

www.PhonicsGarden.com

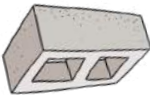
Phonics Garden




snack




block




neck




sock

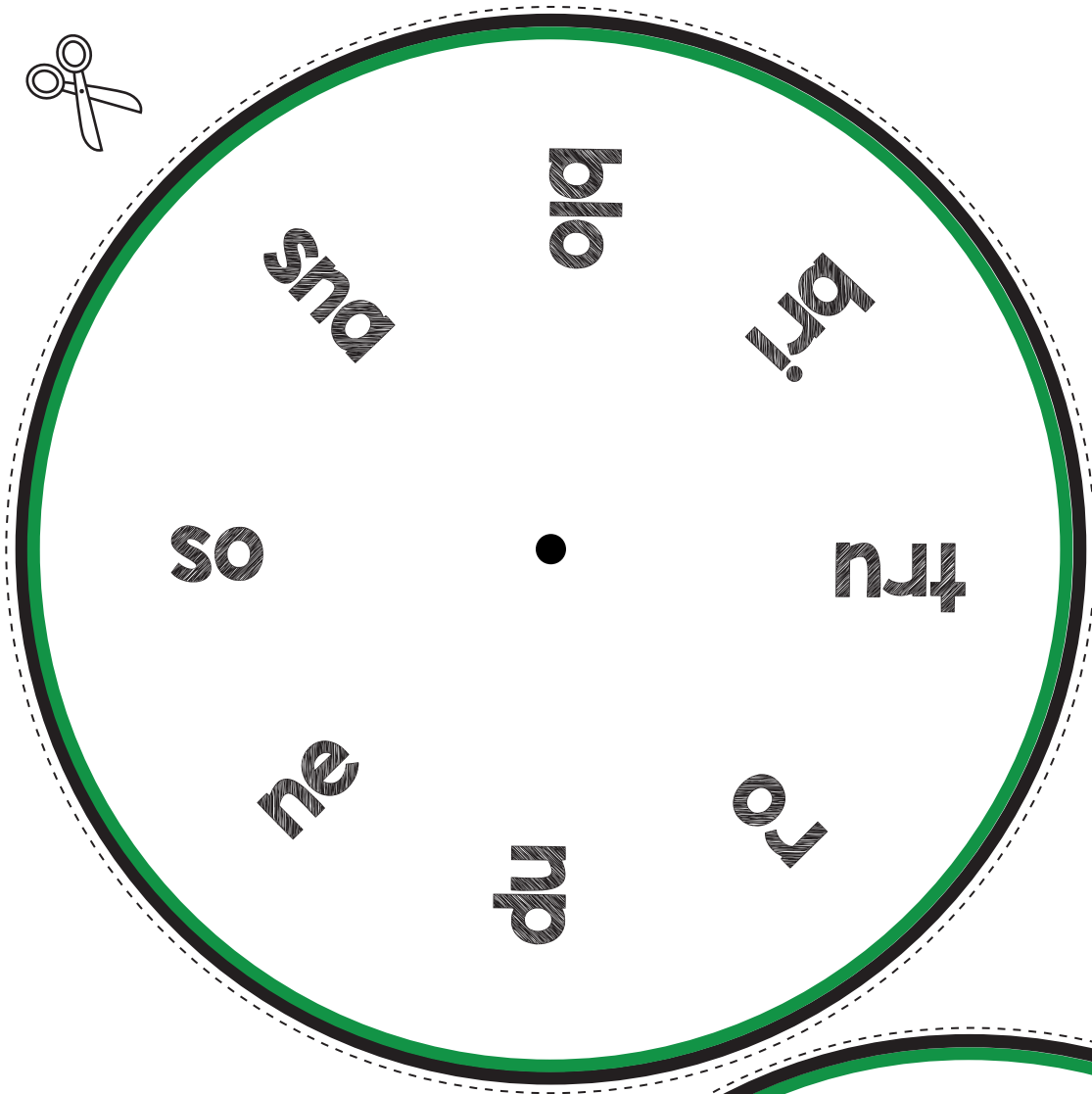


rock



duck






## ck Words

Step 1:  
Print the word  
wheel on card stock  
paper for best results.


Step 2: Attach the  
front to the back with  
a brass paper  
fastener, paperclip,  
or another fastening  
object.

Step 3: Have your  
students spin the  
wheel to make and  
read the words.

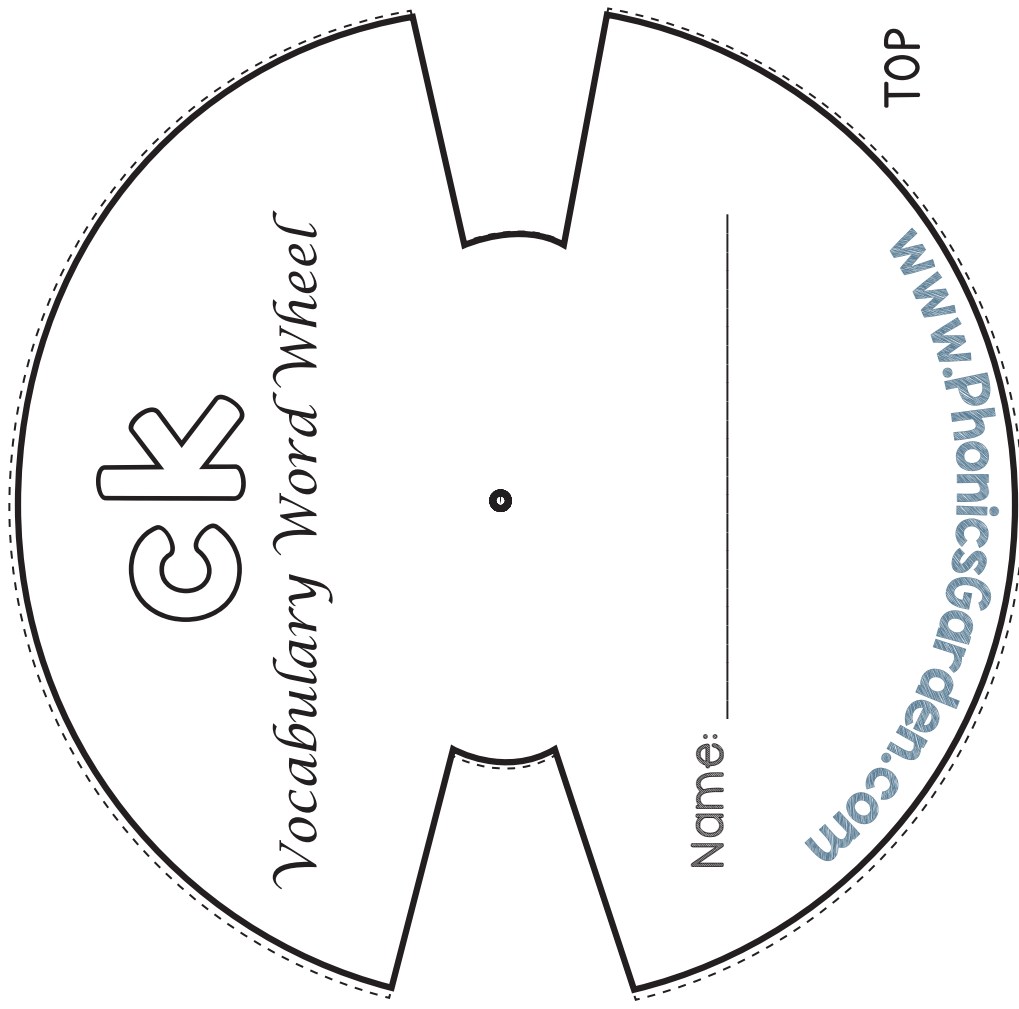


# Word Wheel

This Word Wheel will help your students practice reading.  
Moving the wheel will match the word with the picture clue.



BOTTOM



TOP

## Instructions

1. Copy on to the white card stock
2. Cut out the two shapes on the dotted lines.
3. Place TOP wheel on the TOP of the BOTTOM wheel.
4. Insert split pin in the center.
5. Have students spin and read.

Cut out the words and pictures. Paste them down where they belong matching each word and picture.

ck

ng







duck

rock

spring

swing


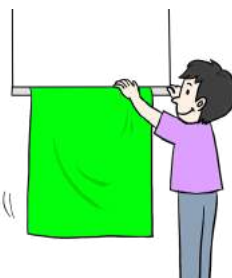


snack

sock

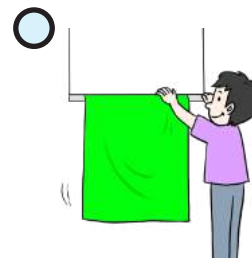

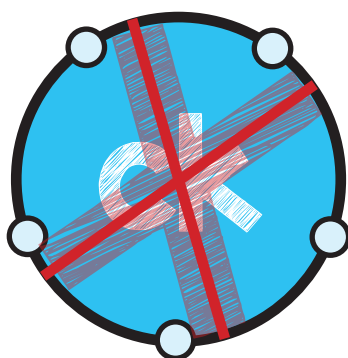




hang

song



Connect the /ck/ Letter Blend words with the **ck**.

Connect the words that are NOT part of the /ck/ Letter Blend with the **X**.

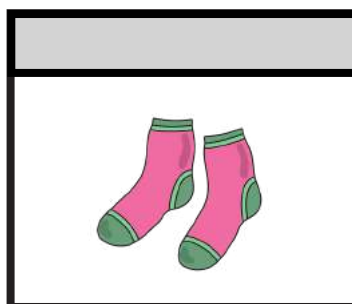
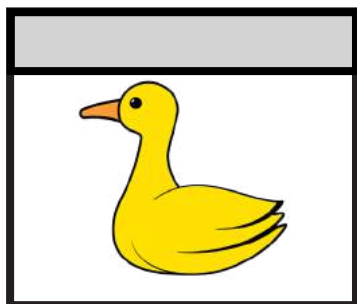
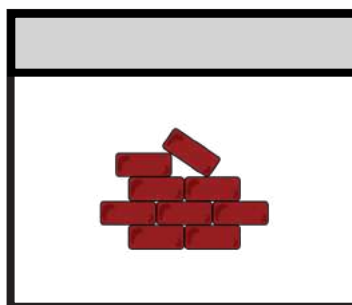
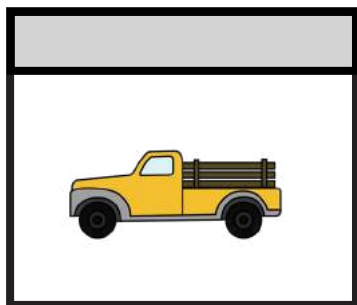


Practice writing your /ck/ words.

_____	_____	_____
_____	_____	_____
_____	_____	_____
_____	_____	_____



What  
is in the  
ck house?



When you are done cutting and pasting your words, finish the sentence below. Add a full-stop period.

A \_\_\_\_\_, \_\_\_\_\_, \_\_\_\_\_, and  
\_\_\_\_\_ are in the house

Write the missing letters below. Cut out the boxes and glue the top flap onto the matching picture. 

tru



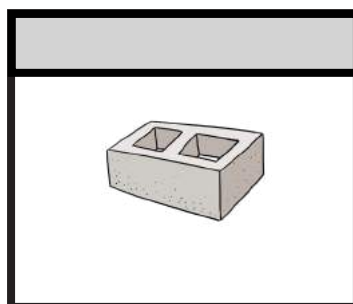

bri

so

du



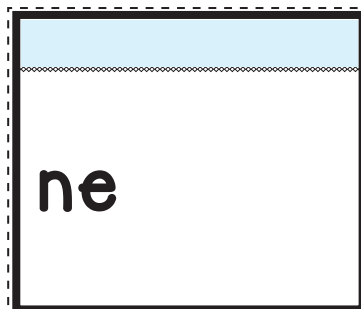
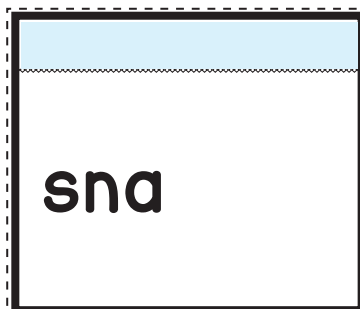
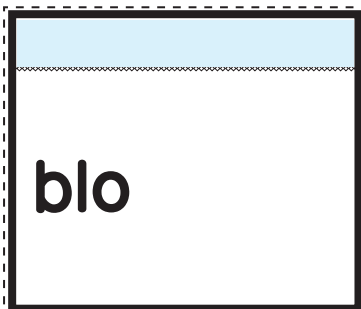

What  
is in the  
ck house?



When you are done cutting and pasting your words, finish the sentence below. Add a full-stop period.

A \_\_\_\_\_, \_\_\_\_\_, \_\_\_\_\_, and  
\_\_\_\_\_ are in the house

Write the missing letters below. Cut out the boxes and glue the top flap onto the matching picture. 





Cut out each of the puzzle pieces and glue them where they belong.

<p>duck</p> <p>glue piece here</p>	<p>rock</p> <p>glue piece here</p>
<p>neck</p> <p>glue piece here</p>	<p>block</p> <p>glue piece here</p>
<p>sock</p> <p>glue piece here</p>	<p>snack</p> <p>glue piece here</p>
<p>brick</p> <p>glue piece here</p>	<p>truck</p> <p>glue piece here</p>
<p>_____ck</p> <p>glue piece here</p>	<p>_____ck</p> <p>glue piece here</p>

Scissors icon

Brick

Scissors icon

Girl

Truck

Snack

Socks

Duck


Scissors icon

Rock

Color the word box that goes with the picture.


Write the words below.

**1**




snack	block
-------	-------

**2**




sock	block
------	-------

**3**




sock	truck
------	-------

**4**




truck	neck
-------	------

**5**




neck	brick
------	-------

**6**




duck	snack
------	-------

**7**



duck	brick
------	-------

**8**



truck	rock
-------	------

\_\_\_\_\_

\_\_\_\_\_

**2** \_\_\_\_\_

\_\_\_\_\_

**3** \_\_\_\_\_

\_\_\_\_\_

**4** \_\_\_\_\_

\_\_\_\_\_

**5** \_\_\_\_\_

\_\_\_\_\_

**6** \_\_\_\_\_

\_\_\_\_\_

**7** \_\_\_\_\_

\_\_\_\_\_

**8** \_\_\_\_\_

Write the letters in the correct order to make the word that matches the picture.

1



\_\_\_\_\_

-----

\_\_\_\_\_

2



\_\_\_\_\_

-----

\_\_\_\_\_

3



\_\_\_\_\_

-----

\_\_\_\_\_

4



\_\_\_\_\_

-----

\_\_\_\_\_

5




\_\_\_\_\_

-----

\_\_\_\_\_

6



\_\_\_\_\_

-----

\_\_\_\_\_

7



\_\_\_\_\_

-----

\_\_\_\_\_

8











\_\_\_\_\_

-----

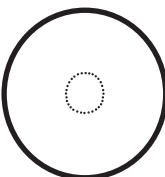
\_\_\_\_\_

Write the letters in the correct order to make the word that matches the picture.

1		bl ck o	<hr/> <hr style="border-top: 1px dashed;"/> <hr/>
2		o r ck	<hr/> <hr style="border-top: 1px dashed;"/> <hr/>
3		i ck br	<hr/> <hr style="border-top: 1px dashed;"/> <hr/>
4		ck o s	<hr/> <hr style="border-top: 1px dashed;"/> <hr/>
5		ck d u	<hr/> <hr style="border-top: 1px dashed;"/> <hr/>
6		u ck tr	<hr/> <hr style="border-top: 1px dashed;"/> <hr/>
7		ck e ne	<hr/> <hr style="border-top: 1px dashed;"/> <hr/>
8		sn ck a	<hr/> <hr style="border-top: 1px dashed;"/> <hr/>

UNSCRAMBLE the LETTERS Write the missing letter in the circle.  
Write the letters in the correct order to make the word that matches the picture.

1





\_\_\_\_\_

-----

\_\_\_\_\_

2




\_\_\_\_\_

-----

\_\_\_\_\_

3




\_\_\_\_\_

-----

\_\_\_\_\_

4




\_\_\_\_\_

-----

\_\_\_\_\_

5




\_\_\_\_\_

-----

\_\_\_\_\_

6





\_\_\_\_\_

-----

\_\_\_\_\_

7





\_\_\_\_\_

-----

\_\_\_\_\_

8





\_\_\_\_\_

-----

\_\_\_\_\_

Read and Write! Write the missing letter in the circle.  
Write the letters in the correct order to make the word that matches the picture.

1




\_\_\_\_\_

-----

\_\_\_\_\_

2




\_\_\_\_\_

-----

\_\_\_\_\_

3





\_\_\_\_\_

-----

\_\_\_\_\_

4



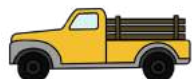


\_\_\_\_\_

-----

\_\_\_\_\_

5




\_\_\_\_\_

-----

\_\_\_\_\_

6




\_\_\_\_\_

-----

\_\_\_\_\_

7





\_\_\_\_\_

-----

\_\_\_\_\_

8



\_\_\_\_\_

-----

\_\_\_\_\_



Say it! Build it! Write! Color the letters that spell the picture's name. Write the word on the line.

duck

rock

sock

block

neck

snack

brick

truck

1



r	oo	b	o	ou	ld	ck	nd
---	----	---	---	----	----	----	----

\_\_\_\_\_

-----

\_\_\_\_\_

2



gl	bl	o	ai	i	oi	ck	ch
----	----	---	----	---	----	----	----

\_\_\_\_\_

-----

\_\_\_\_\_

3



sn	a	b	nk	i	ck	mp	nk
----	---	---	----	---	----	----	----

\_\_\_\_\_

-----

\_\_\_\_\_

4



n	ea	b	e	ch	d	ck	ne
---	----	---	---	----	---	----	----

\_\_\_\_\_

-----

\_\_\_\_\_

5



tr	sl	oa	tr	u	d	nt	ck
----	----	----	----	---	---	----	----

\_\_\_\_\_

-----

\_\_\_\_\_

6




br	ai	b	oo	m	p	i	ck
----	----	---	----	---	---	---	----

\_\_\_\_\_

-----

\_\_\_\_\_

7



fl	oi	d	u	i	ck	n	mp
----	----	---	---	---	----	---	----

\_\_\_\_\_

-----

\_\_\_\_\_

8



s	c	o	ou	i	oo	ck	m
---	---	---	----	---	----	----	---

\_\_\_\_\_

-----

\_\_\_\_\_



Say it! Build it! Write! Color the letters that spell the picture's name. Write the word on the line.

duck

rock

sock

block

neck

snack

brick

truck

1



br	oo	i	ai	ou	ld	ck	nd
----	----	---	----	----	----	----	----

---



---



---

2



gl	br	tr	ai	u	oi	ck	ct
----	----	----	----	---	----	----	----

---



---



---

3



n	e	oa	nk	n	ee	mp	ck
---	---	----	----	---	----	----	----

---



---



---

4



bl	ea	b	o	ck	d	ck	ne
----	----	---	---	----	---	----	----

---



---



---

5



tr	sn	oa	dr	a	d	nt	ck
----	----	----	----	---	---	----	----

---




---



---

6



sm	t	d	u	oa	ct	nd	ck
----	---	---	---	----	----	----	----

---



---



---

7



fl	oi	s	o	i	ck	ch	sh
----	----	---	---	---	----	----	----

---



---



---

8



r	sn	o	ou	oi	oo	ck	m
---	----	---	----	----	----	----	---

---



---



---

Draw a line to match the letters.

Write the words two times each.



1. r ee ck  
pr o nt

\_\_\_\_\_

-----

\_\_\_\_\_

-----



2. sl o b  
bl o ck

\_\_\_\_\_

-----

\_\_\_\_\_

-----




3. tr o ck  
s oi p

\_\_\_\_\_

-----

\_\_\_\_\_

-----



4. d oy ck  
fl u le

\_\_\_\_\_

-----

\_\_\_\_\_

-----



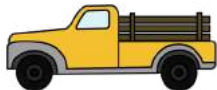
5. br i nd  
sm u ck

\_\_\_\_\_

-----

\_\_\_\_\_

-----



6. tr ea k  
dr u ck

\_\_\_\_\_

-----

\_\_\_\_\_

-----



7. fr a ck  
n e sh

\_\_\_\_\_

-----

\_\_\_\_\_

-----



8. pl a ch  
sn u ck

\_\_\_\_\_

-----

\_\_\_\_\_


-----

SEE - SAY - CUT - PASTE - READ

ck set 1

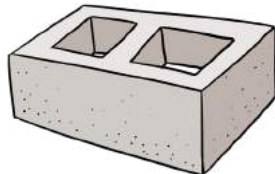
Cut out the letters. Glue them under the pictures to spell the words correctly.

1.




--	--	--

2.




--	--	--

3.



--	--	--

4.



--	--	--

a	o	o	e	ck	ck
ck	ck	sn	bl	n	r

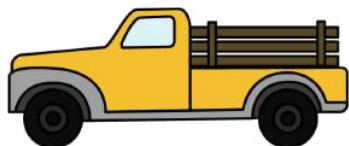


ck set 2

SEE - SAY - CUT - PASTE - READ


Cut out the letters. Glue them under the pictures to spell the words correctly.

1.




--	--	--

2.



--	--	--

3.



--	--	--

4.



--	--	--

u

u

i

o

ck

ck



ck

ck

br

tr

d

s

Trace

write

color

rock

\_\_\_\_\_

rock

Trace

write

color

neck

\_\_\_\_\_

neck

Trace

write

color

sock

\_\_\_\_\_

sock

Trace

write

color

block

\_\_\_\_\_

block

Write a sentence of your own using some words from above.

\_\_\_\_\_

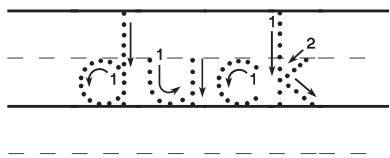
\_\_\_\_\_

\_\_\_\_\_

\_\_\_\_\_

\_\_\_\_\_

Trace



write

\_\_\_\_\_

-----

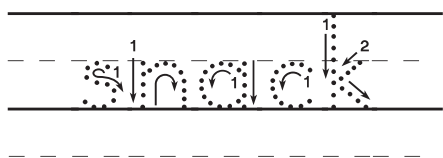
\_\_\_\_\_

-----

color



Trace



write

\_\_\_\_\_

-----

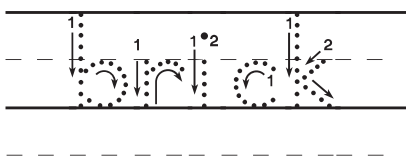
\_\_\_\_\_

-----

color



Trace



write

\_\_\_\_\_

-----

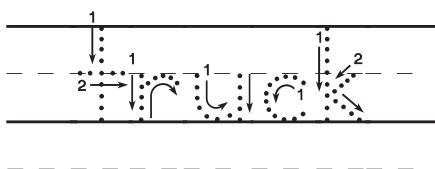
\_\_\_\_\_

-----

color



Trace



write


\_\_\_\_\_

-----

\_\_\_\_\_

-----

color



Write a sentence of your own using some words from above.

\_\_\_\_\_

-----

\_\_\_\_\_

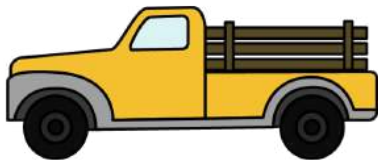
-----

\_\_\_\_\_

-----

## SENTENCE BUILDING

It is a big truck.



---


---

---

---

---

The bricks are red.



---

---

---

---


---

Cut out the words and paste them in the boxes above to make a sentence. Then, write your sentence on the line.



a	is	It	big	truck	.
	red	are	The	bricks	.

## SENTENCE BUILDING



The duck swims well.

\_\_\_\_\_

-----

\_\_\_\_\_

-----

\_\_\_\_\_



I have two pink socks.

\_\_\_\_\_

-----

\_\_\_\_\_

-----

\_\_\_\_\_

Cut out the words and paste them in the boxes above to make a sentence. Then, write your sentence on the line.



well	duck		The	swims	.
pink	two	I	have	socks	.



## SENTENCE BUILDING



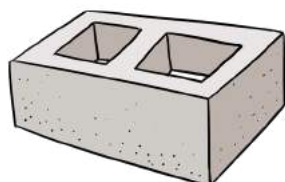
It was a beautiful rock.

\_\_\_\_\_

\_\_\_\_\_

\_\_\_\_\_

\_\_\_\_\_



It is a block.

\_\_\_\_\_

\_\_\_\_\_

\_\_\_\_\_

\_\_\_\_\_

Cut out the words and paste them in the boxes above to make a sentence. Then, write your sentence on the line.



a	rock	It	was	beautiful.
is	block	It	a	.

## SENTENCE BUILDING



I picked up a snack.

---

---

---

---

---

---



Her neck is cold.

---

---

---

---

---

---

Cut out the words and paste them in the boxes above to make a sentence. Then, write your sentence on the line.



a	I	up	snack	picked .
	Her	neck	is	cold .

# Let's Read the ck Words

Directions: To assemble your flip-book reader, cut out all the boxes along the dashed-black lines. Attach the smaller boxes on top of each other by stapling them to the shaded gray area indicated. The top box has the word "Name" on it.



Front Cover

Flip-Book Page 1 of 4

Back Page

Flip-Book

Name \_\_\_\_\_

My book of ck words.


Flip-Book

A \_\_\_\_\_ B \_\_\_\_\_

ck




B \_ \_ \_




www.PhonicsGarden.com

B \_ \_ \_




www.PhonicsGarden.com

B \_ \_ \_




www.PhonicsGarden.com

B \_ \_ \_




www.PhonicsGarden.com

B \_ \_ \_




www.PhonicsGarden.com

B \_ \_ \_




www.PhonicsGarden.com

B \_ \_ \_



www.PhonicsGarden.com

B \_ \_ \_



www.PhonicsGarden.com





A \_\_\_\_\_



s

www.PhonicsGarden.com


A \_\_\_\_\_



sn

www.PhonicsGarden.com

A \_\_\_\_\_



d

www.PhonicsGarden.com

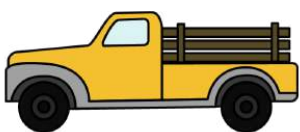
A \_\_\_\_\_



br

www.PhonicsGarden.com

A \_\_\_\_\_



tr

www.PhonicsGarden.com

A \_\_\_\_\_



r

www.PhonicsGarden.com

After you have finished assembling your word wheel, practice writing each word as you spin the wheel. Spin, read, and write your new words!

Write each /ck/ word from your flip-book 2 times each.

duck

\_\_\_\_\_

-----

\_\_\_\_\_

-----

\_\_\_\_\_

block

\_\_\_\_\_

-----

\_\_\_\_\_

-----

\_\_\_\_\_

neck

\_\_\_\_\_

-----

\_\_\_\_\_

-----

\_\_\_\_\_

brick

\_\_\_\_\_

-----

\_\_\_\_\_

-----

\_\_\_\_\_

snack

\_\_\_\_\_

-----

\_\_\_\_\_

-----

\_\_\_\_\_

rock

\_\_\_\_\_

-----

\_\_\_\_\_

-----

\_\_\_\_\_

sock

\_\_\_\_\_

-----

\_\_\_\_\_

-----

\_\_\_\_\_

truck

\_\_\_\_\_

-----

\_\_\_\_\_

-----

\_\_\_\_\_

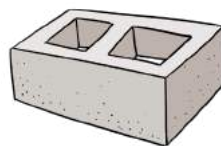


A \_\_\_\_\_



n

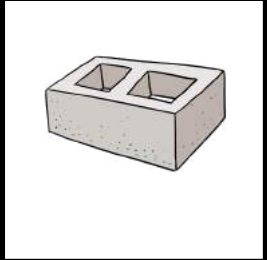







A \_\_\_\_\_



bl

Directions: Cut out the letters and build the words to match the pictures.

# See It! Build It!

		o				o	
			ck				
		u					ck
	d	u			s		ck

Directions: Draw and write two of your own /ck/ words in the boxes below.

--	--	--	--	--	--	--	--

bl sn ck a r n e ck ck ck ck tr br


—

o


Directions: Read the sentence and match the picture to it.

# Match It!

Set 1




It is a big truck.




The bricks are red.



The duck swims well.



I have two pink socks.




Directions: Draw and write your own /ck/ word sentence.

\_\_\_\_\_

-----

\_\_\_\_\_





Directions: Read the sentence and match the picture to it.

# Match It!

Set 2

1



It was a beautiful rock.

2



It is a block.

3



I picked up a snack.

4



Her neck is cold.

5


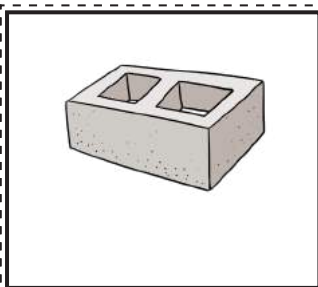




Directions: Draw and write your own /ck/ word sentence.

\_\_\_\_\_

-----

\_\_\_\_\_




Directions: Read the sentence and write the missing word in the blank. Use the pictures to help you.

Set 1

# FILL IT!

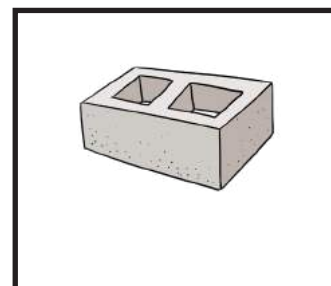
1 That was just a \_\_\_\_\_.



2 She cracked her \_\_\_\_\_.



3 Only one \_\_\_\_\_ to go.



4 It was a big \_\_\_\_\_.



5 Directions: Draw and write your own /ck/ word sentence.

\_\_\_\_\_

\_\_\_\_\_

\_\_\_\_\_



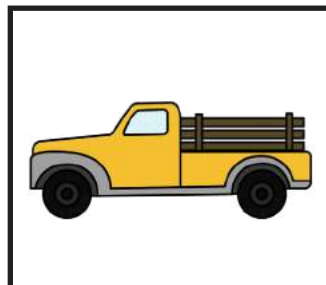
snack    rock    neck    block

Set 2

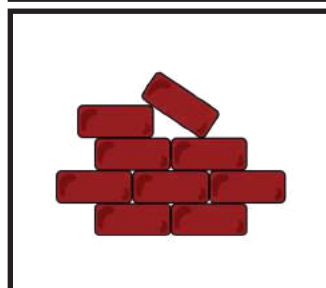
Directions: Read the sentence and write the missing word in the blank. Use the pictures to help you.

# FILL IT!


1 The big yellow \_\_\_\_\_.



2 The \_\_\_\_\_s are small.



3 A \_\_\_\_\_ has short legs.



4 You wear \_\_\_\_\_s on your feet.




5 Directions: Draw and write your own /ck/ word sentence.




brick truck duck sock

Directions: Trace the words  
and draw a matching picture.


ck DRAW IT!




duck




rock




block




neck




truck




sock




neck




snack




brick



block




snack



rock

Directions: Look at the pictures and write the word that matches.

# ck WRITE IT!



\_\_\_\_\_

\_\_\_\_\_


\_\_\_\_\_



\_\_\_\_\_

\_\_\_\_\_


\_\_\_\_\_



\_\_\_\_\_

\_\_\_\_\_

\_\_\_\_\_



\_\_\_\_\_

\_\_\_\_\_


\_\_\_\_\_



\_\_\_\_\_

\_\_\_\_\_

\_\_\_\_\_



\_\_\_\_\_

\_\_\_\_\_

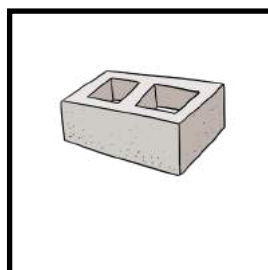
\_\_\_\_\_



\_\_\_\_\_

\_\_\_\_\_

\_\_\_\_\_




\_\_\_\_\_

\_\_\_\_\_

\_\_\_\_\_


Directions: Draw and write your own /ck/ words.



\_\_\_\_\_

\_\_\_\_\_


\_\_\_\_\_



\_\_\_\_\_

\_\_\_\_\_


\_\_\_\_\_



\_\_\_\_\_

\_\_\_\_\_

\_\_\_\_\_



\_\_\_\_\_


\_\_\_\_\_

\_\_\_\_\_

Directions: Circle the words that belong with the /ck/ Letter Blend.

CIRCLE IT!

duck



spring

rock

swing

snack

hang

rock

chin

brick

song

neck

truck

sock

chop

chain


duck

block

Directions: Draw a line to connect the picture with the word it matches.

# CONNECT IT

a



b



c



d



e



f



g



h



1. brick

2. rock

3. duck

4. truck

5. sock

6. block


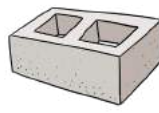







7. snack

8. neck





Fill in the missing letters to spell each word correctly.

1.  _____ ro	2.  _____ blo	3.  _____ sna	
4.  _____ ne	5.  _____ tru	6.  _____ bri	
7.  _____ du	8.  _____ so	9.  _____ tru	
things.	many	carries	The truck

Sort the words above to make a complete sentence below.

\_\_\_\_\_  
\_\_\_\_\_  
\_\_\_\_\_  
\_\_\_\_\_  
\_\_\_\_\_  
\_\_\_\_\_  
\_\_\_\_\_  
\_\_\_\_\_

Choose words from today's lesson. Write and draw them below.

1.

Word: \_\_\_\_\_

-----

\_\_\_\_\_

2.

Word: \_\_\_\_\_

-----

\_\_\_\_\_

3.

Word: \_\_\_\_\_

-----

\_\_\_\_\_

4.

Word: \_\_\_\_\_

-----

\_\_\_\_\_

Choose words from today's lesson. Write and draw them below.

1.

Word:

\_\_\_\_\_  
-----  
\_\_\_\_\_

2.

Word:

\_\_\_\_\_  
-----  
\_\_\_\_\_

3.

Word:

\_\_\_\_\_  
-----  
\_\_\_\_\_

4.

Word:

\_\_\_\_\_  
-----  
\_\_\_\_\_

# I Can Read and Match

Trace each word, then match them to the correct picture.

sock

1

a



block

2

b



snack

3

c



truck

4

d



brick

5

e



duck

6

f



neck

7

g



rock

8

h



Draw and write a story using as many words from the right as you can!

A large rectangular box with a black border, containing a large blank space at the top for drawing and several sets of horizontal lines (solid top and bottom lines with a dashed middle line) for writing a story.



duck



rock



truck



brick



neck



block



sock



snack

Draw and write two sentences using some of the words to the right.

Blank drawing area for the first section.

Handwriting practice lines for the first section, consisting of a solid top line, a dashed middle line, and a solid bottom line.

Blank drawing area for the second section.

Handwriting practice lines for the second section, consisting of a solid top line, a dashed middle line, and a solid bottom line.



duck



rock



truck



brick



neck



block



sock



snack

Circle the correct word and write it on the line. Add a full-stop period to each sentence.

1.



duck

rock

It is a block

2.



rock

sock

It is a pink

3.



brick

block

It is a big

4.



block

truck

I can drive a

5.




truck

snack

We eat s

6.



duck

neck

I saw a

7.

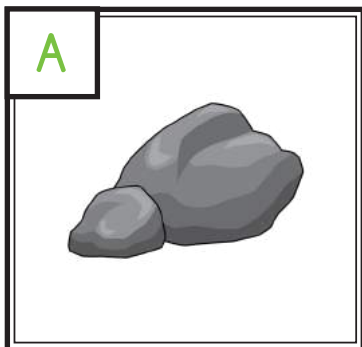


neck

duck

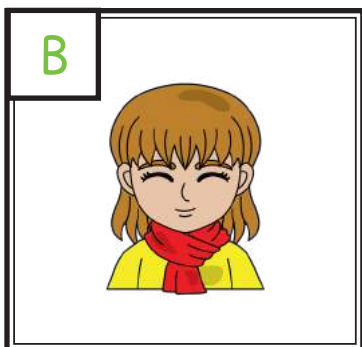

I rubbed my

Match the pictures to their sentences by writing the correct letters in the box.



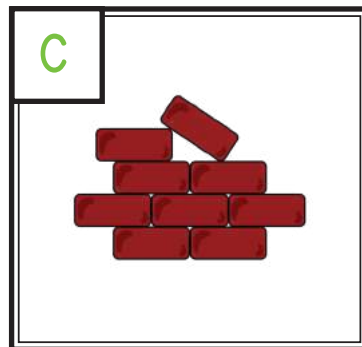
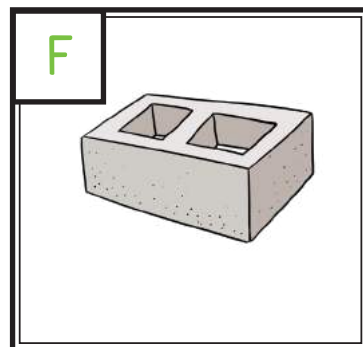

I picked up a snack.

It is a big truck.



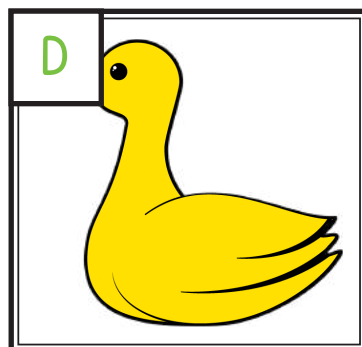
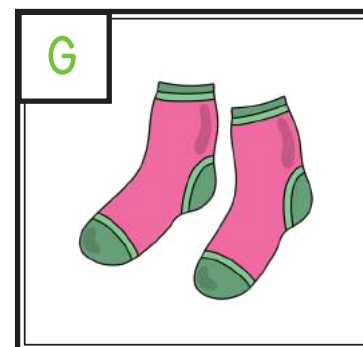

It is a block.

Her neck is cold.



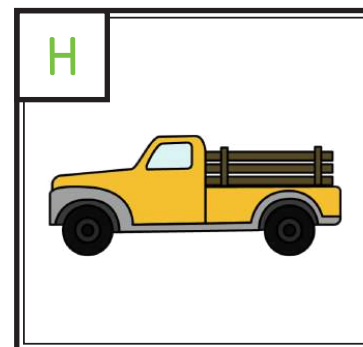

The bricks are red.

The duck swims well.




It was a beautiful rock.

I have two pink socks.



Write a great sentence of your own on the lines below.

---



---



---



---











---



---



Use the word box to help you answer each question or statement below.

<p>1. It was a big _____.</p>  <p>_____</p>	<p>2. Only one _____ to go.</p>  <p>_____</p>	<p>3. That was just a _____.</p>  <p>_____</p>	<p>4. She cracked her _____.</p>  <p>_____</p>
<p>5. The big yellow _____.</p>  <p>_____</p>	<p>6. The _____s are small.</p>  <p>_____</p>	<p>7. A _____ has short legs.</p>  <p>_____</p>	<p>8. You wear _____s on your feet.</p>  <p>_____</p>

www.PhonicsGarden.com

Word Box



duck



neck



sock



snack



rock



brick



block



truck

Use words from above and write a great sentence of your own on the lines below.

\_\_\_\_\_

-----

\_\_\_\_\_

-----

\_\_\_\_\_

-----

\_\_\_\_\_

-----

\_\_\_\_\_


-----

\_\_\_\_\_

-----

Cut and paste the words on the right in alphabet order.

Cut & Paste



rock



block



snack



neck



duck



brick



sock



\_\_\_\_\_

-----

\_\_\_\_\_

\_\_\_\_\_

-----

\_\_\_\_\_

\_\_\_\_\_

-----

\_\_\_\_\_

\_\_\_\_\_

-----

\_\_\_\_\_

\_\_\_\_\_

-----

\_\_\_\_\_

\_\_\_\_\_

-----

\_\_\_\_\_

\_\_\_\_\_

-----

\_\_\_\_\_

\_\_\_\_\_

-----

\_\_\_\_\_

\_\_\_\_\_

-----

\_\_\_\_\_

\_\_\_\_\_

-----

\_\_\_\_\_

\_\_\_\_\_

-----

\_\_\_\_\_

\_\_\_\_\_

-----

\_\_\_\_\_

\_\_\_\_\_

-----

\_\_\_\_\_

\_\_\_\_\_

-----

\_\_\_\_\_

Cut and paste the pictures. Then write each word 2 times each.

rock

rock

\_\_\_\_\_

-----

\_\_\_\_\_



block

block

\_\_\_\_\_

-----

\_\_\_\_\_



duck

duck

\_\_\_\_\_

-----

\_\_\_\_\_



sock

sock

\_\_\_\_\_

-----

\_\_\_\_\_



snack

snack

\_\_\_\_\_

-----

\_\_\_\_\_




neck

neck

\_\_\_\_\_

-----

\_\_\_\_\_



brick

brick

\_\_\_\_\_

-----

\_\_\_\_\_





Cut and paste the pictures. Then write each word 2 times each.

rock

rock

\_\_\_\_\_

-----

\_\_\_\_\_

\_\_\_\_\_

-----

\_\_\_\_\_

neck

neck

\_\_\_\_\_

-----

\_\_\_\_\_

\_\_\_\_\_

-----

\_\_\_\_\_

sock

sock

\_\_\_\_\_

-----

\_\_\_\_\_

\_\_\_\_\_

-----

\_\_\_\_\_

duck

duck

\_\_\_\_\_

-----

\_\_\_\_\_

\_\_\_\_\_

-----

\_\_\_\_\_

snack

snack

\_\_\_\_\_

-----

\_\_\_\_\_

\_\_\_\_\_

-----

\_\_\_\_\_

block

block

\_\_\_\_\_

-----

\_\_\_\_\_

\_\_\_\_\_

-----

\_\_\_\_\_

brick

brick

\_\_\_\_\_


-----

\_\_\_\_\_

\_\_\_\_\_

-----

\_\_\_\_\_




Sort the words to make a great sentence on the lines below.

duck.

It

small

was



a

beautiful

www.PhonicsGarden.com

\_\_\_\_\_

-----

\_\_\_\_\_

-----

\_\_\_\_\_

Write a sentence of your own about the picture.

\_\_\_\_\_

-----

\_\_\_\_\_

-----

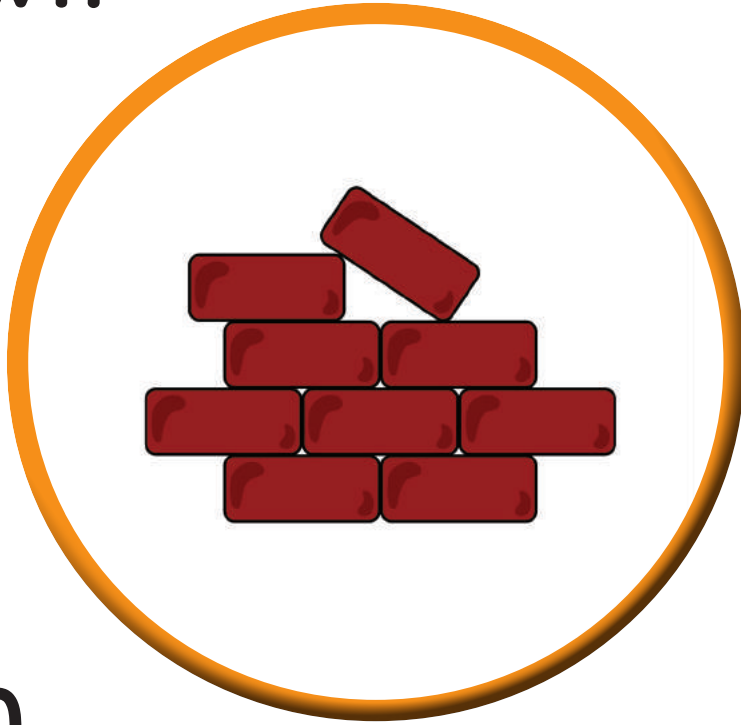
\_\_\_\_\_

Sort the words to make a great sentence on the lines below.

down

brick

I



stairs.

on


sat

Write a sentence of your own about the picture.

Sort the words to make a great sentence on the lines below.

a

It



big

was

rock.

www.PhonicsGarden.com

\_\_\_\_\_

-----

\_\_\_\_\_

-----

\_\_\_\_\_

Write a sentence of your own about the picture.

\_\_\_\_\_

-----

\_\_\_\_\_


-----

\_\_\_\_\_

Sort the words to make a great sentence on the lines below.

The came

you



as

left.

truck

just

www.PhonicsGarden.com

\_\_\_\_\_

-----

\_\_\_\_\_

-----

\_\_\_\_\_

Write a sentence of your own about the picture.

\_\_\_\_\_

-----

\_\_\_\_\_

-----

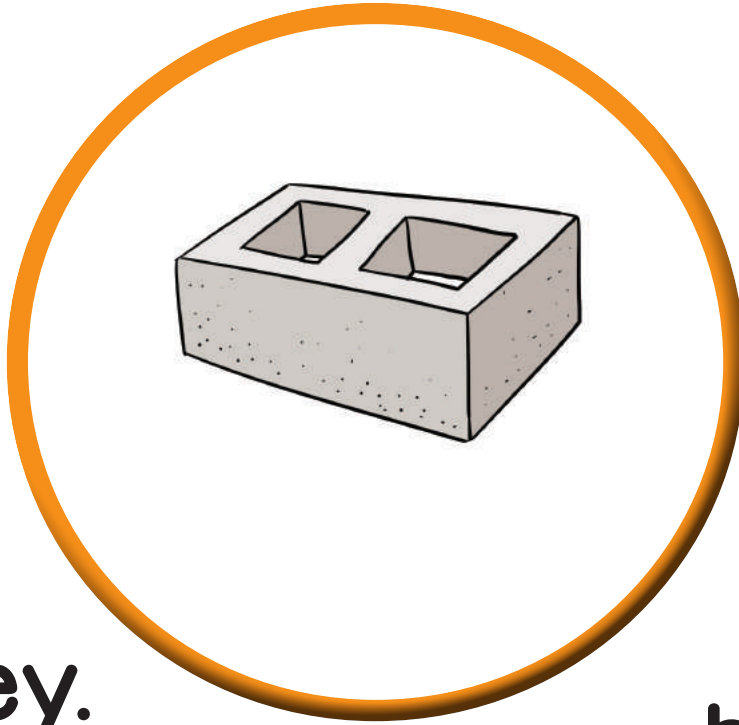
\_\_\_\_\_



Sort the words to make a great sentence on the lines below.

**The**

**is**



**grey.**

**block**

www.PhonicsGarden.com

\_\_\_\_\_

-----

\_\_\_\_\_

-----

\_\_\_\_\_

Write a sentence of your own about the picture.

\_\_\_\_\_

-----

\_\_\_\_\_


-----

\_\_\_\_\_

Sort the words to make a great sentence on the lines below.

snack.

It



a

very

tasty

was

www.PhonicsGarden.com

\_\_\_\_\_

-----

\_\_\_\_\_

-----

\_\_\_\_\_

Write a sentence of your own about the picture.

\_\_\_\_\_

-----

\_\_\_\_\_

-----

\_\_\_\_\_


Sort the words to make a great sentence on the lines below.

The

neck

his

around



is

scarf

beautiful.

www.PhonicsGarden.com

\_\_\_\_\_

-----

\_\_\_\_\_

-----

\_\_\_\_\_

-----

Write a sentence of your own about the picture.

\_\_\_\_\_

-----

\_\_\_\_\_

-----

\_\_\_\_\_

-----

Sort the words to make a great sentence on the lines below.

**The**

**pink**



**looks**

**sock**

**nice.**

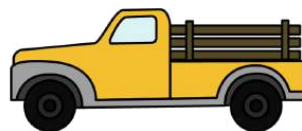
Write a sentence of your own about the picture.

# I Say, Spell, Cut and Paste

ck

Word Spelling

Say, Trace, Cut & Paste, and Spell each picture word correctly.



--	--

www.PhonicsGarden.com

--	--



--	--

--	--

Trace on the inside of the letters. Then cut them out and glue them down to spell the pictures above.

ck

ck

ro

tru

ck

ck

blo

sna

ck

Word Spelling

# I Say, Spell, Cut and Paste

Say, Trace, Cut & Paste, and Spell each picture word correctly.




--	--

www.PhonicsGarden.com



--	--



--	--







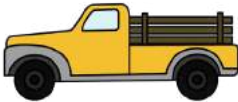




--	--

Trace on the inside of the letters. Then cut them out and glue them down to spell the pictures above.

ck	ck	so	du
ck	ck	bri	ne



Look at each picture. Circle the correct word.

<p>1</p>  <p>block rock brick</p>	<p>2</p>  <p>brick rock duck</p>	<p>3</p>  <p>neck duck rock</p>	
<p>4</p>  <p>snack sock truck</p>	<p>5</p>  <p>truck neck block</p>	<p>6</p>  <p>rock brick neck</p>	
<p>7</p>  <p>rock truck snack</p>	<p>8</p>  <p>rock brick duck</p>	<p>9</p>  <p>duck rock brick</p>	
<p>in      duck      The      lives</p>			<p>water.</p>

Sort the words above to make a great sentence below.

# See, Say, and Spell - Blends - ck

Write the correct letter blend to complete the words below.

duck rock block snack neck sock truck brick



blo \_\_\_\_\_



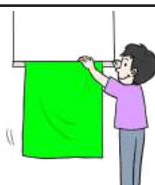
spri \_\_\_\_\_



bri \_\_\_\_\_




sna \_\_\_\_\_



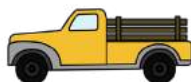
ha \_\_\_\_\_



so \_\_\_\_\_



so \_\_\_\_\_



tru \_\_\_\_\_



chi \_\_\_\_\_



ro \_\_\_\_\_



wi \_\_\_\_\_



ri \_\_\_\_\_



du \_\_\_\_\_



swi \_\_\_\_\_



ne \_\_\_\_\_



# See, Say, and Spell - Blends - ck

Write the missing letters to complete the words below.

duck rock block snack neck sock truck brick



\_\_\_\_\_ ck



\_\_\_\_\_ ng



\_\_\_\_\_ ck




\_\_\_\_\_ ck



\_\_\_\_\_ ng



\_\_\_\_\_ ck



\_\_\_\_\_ ng



\_\_\_\_\_ ck



\_\_\_\_\_ ck




\_\_\_\_\_ ck



\_\_\_\_\_ ng



\_\_\_\_\_ ng



\_\_\_\_\_ ck






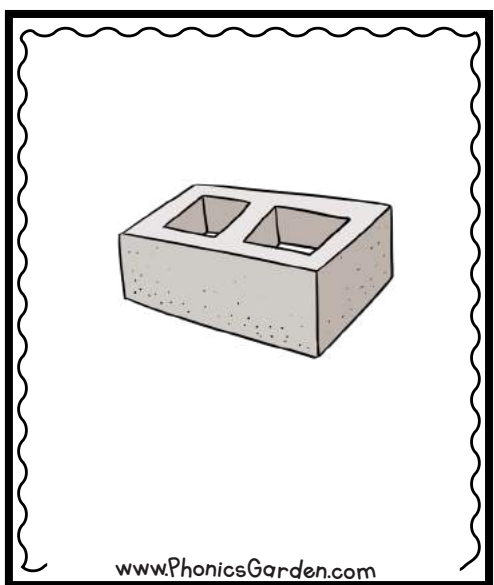
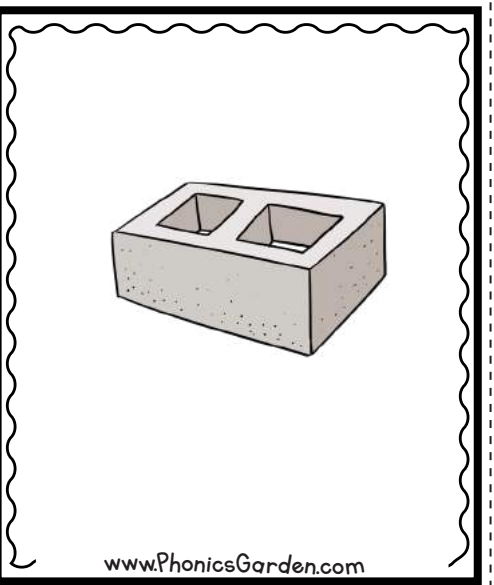


\_\_\_\_\_ ng










\_\_\_\_\_ ck

# MEMORY GAME



# MEMORY GAME



# MEMORY GAME



**rock**

[www.PhonicsGarden.com](http://www.PhonicsGarden.com)

**rock**

[www.PhonicsGarden.com](http://www.PhonicsGarden.com)

**block**

[www.PhonicsGarden.com](http://www.PhonicsGarden.com)

**block**

[www.PhonicsGarden.com](http://www.PhonicsGarden.com)

**snack**

[www.PhonicsGarden.com](http://www.PhonicsGarden.com)

**snack**

[www.PhonicsGarden.com](http://www.PhonicsGarden.com)

**neck**

[www.PhonicsGarden.com](http://www.PhonicsGarden.com)

**neck**

[www.PhonicsGarden.com](http://www.PhonicsGarden.com)

**truck**

[www.PhonicsGarden.com](http://www.PhonicsGarden.com)

# MEMORY GAME



**truck**

[www.PhonicsGarden.com](http://www.PhonicsGarden.com)

**brick**

[www.PhonicsGarden.com](http://www.PhonicsGarden.com)

**brick**

[www.PhonicsGarden.com](http://www.PhonicsGarden.com)

**duck**

[www.PhonicsGarden.com](http://www.PhonicsGarden.com)

**duck**

[www.PhonicsGarden.com](http://www.PhonicsGarden.com)

**sock**

[www.PhonicsGarden.com](http://www.PhonicsGarden.com)

**sock**

[www.PhonicsGarden.com](http://www.PhonicsGarden.com)

[www.PhonicsGarden.com](http://www.PhonicsGarden.com)

[www.PhonicsGarden.com](http://www.PhonicsGarden.com)

# FLASH CARDS



**rock**

[www.PhonicsGarden.com](http://www.PhonicsGarden.com)



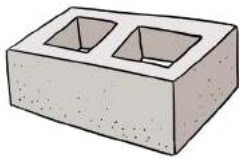
**rock**

[www.PhonicsGarden.com](http://www.PhonicsGarden.com)



**block**

[www.PhonicsGarden.com](http://www.PhonicsGarden.com)



**block**

[www.PhonicsGarden.com](http://www.PhonicsGarden.com)



**snack**

[www.PhonicsGarden.com](http://www.PhonicsGarden.com)



**snack**

[www.PhonicsGarden.com](http://www.PhonicsGarden.com)



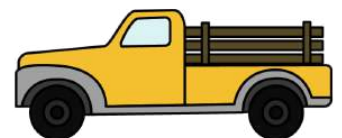
**neck**

[www.PhonicsGarden.com](http://www.PhonicsGarden.com)



**neck**

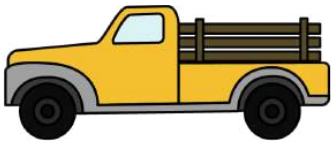
[www.PhonicsGarden.com](http://www.PhonicsGarden.com)



**truck**

[www.PhonicsGarden.com](http://www.PhonicsGarden.com)

# FLASH CARDS




**truck**

[www.PhonicsGarden.com](http://www.PhonicsGarden.com)




**brick**

[www.PhonicsGarden.com](http://www.PhonicsGarden.com)




**brick**

[www.PhonicsGarden.com](http://www.PhonicsGarden.com)



**duck**

[www.PhonicsGarden.com](http://www.PhonicsGarden.com)



**duck**

[www.PhonicsGarden.com](http://www.PhonicsGarden.com)



**sock**

[www.PhonicsGarden.com](http://www.PhonicsGarden.com)



**sock**

[www.PhonicsGarden.com](http://www.PhonicsGarden.com)

[www.PhonicsGarden.com](http://www.PhonicsGarden.com)

[www.PhonicsGarden.com](http://www.PhonicsGarden.com)