

Spin and Spell

Spin the spinner. Spell and write the **ute** word.



| | | | | | |
|-------|-------|--------|---------|-------|-------|
| cute | flute | salute | pollute | chute | mute |
| _____ | _____ | _____ | _____ | _____ | _____ |
| _____ | _____ | _____ | _____ | _____ | _____ |
| _____ | _____ | _____ | _____ | _____ | _____ |
| _____ | _____ | _____ | _____ | _____ | _____ |
| _____ | _____ | _____ | _____ | _____ | _____ |
| _____ | _____ | _____ | _____ | _____ | _____ |
| _____ | _____ | _____ | _____ | _____ | _____ |

Which **ute** word did you spin on and write the most? Write it again here!

Spin a picture. Read the word.

Write the word in the matching letter boxes.

Place a check mark next to the word after it is written.

- cute
- mute
- flute
- chute
- pollute
- salute

Hint: Use a paperclip as your spinner.

| | |
|---|---|
| <div style="display: flex; justify-content: space-between;"> <div style="width: 40%; border: 1px solid black; padding: 5px;"> <div style="display: flex; justify-content: space-between; border-bottom: 1px solid black;"> <div style="width: 20%; border: 1px solid black; height: 40px;"></div> <div style="width: 20%; border: 1px solid black; height: 40px;"></div> <div style="width: 20%; border: 1px solid black; height: 40px;"></div> </div> <div style="display: flex; justify-content: space-between; border-bottom: 1px solid black; height: 40px;"> <div style="width: 20%; border: 1px solid black; height: 40px;"></div> <div style="width: 20%; border: 1px solid black; height: 40px;"></div> <div style="width: 20%; border: 1px solid black; height: 40px;"></div> </div> </div> </div> | <div style="display: flex; justify-content: space-between;"> <div style="width: 40%; border: 1px solid black; padding: 5px;"> <div style="display: flex; justify-content: space-between; border-bottom: 1px solid black;"> <div style="width: 20%; border: 1px solid black; height: 40px;"></div> <div style="width: 20%; border: 1px solid black; height: 40px;"></div> <div style="width: 20%; border: 1px solid black; height: 40px;"></div> </div> <div style="display: flex; justify-content: space-between; border-bottom: 1px solid black; height: 40px;"> <div style="width: 20%; border: 1px solid black; height: 40px;"></div> <div style="width: 20%; border: 1px solid black; height: 40px;"></div> <div style="width: 20%; border: 1px solid black; height: 40px;"></div> </div> </div> </div> |
|---|---|

Spin and Build

ute



Hint: Use a paperclip as your spinner.

Spin a picture.
Cut and paste the letters to build the matching words.



| | | |
|--|--|--|
| | | |
|--|--|--|



| | | |
|--|--|--|
| | | |
|--|--|--|



| | | |
|--|--|--|
| | | |
|--|--|--|



| | | |
|--|--|--|
| | | |
|--|--|--|

| | | |
|--|--|--|
| | | |
|--|--|--|

| | | |
|--|--|--|
| | | |
|--|--|--|

Write your words on the lines.

| | | |
|-------|-------|-------|
| _____ | _____ | _____ |
| _____ | _____ | _____ |
| _____ | _____ | _____ |
| _____ | _____ | _____ |

cute flute salute pollute chute mute

| | | | | | | | | |
|----|----|----|---|-----|---|------|----|----|
| u | u | u | u | u | u | te | te | te |
| te | te | te | c | sal | m | poll | ch | fl |



Spin, Color, and Win!

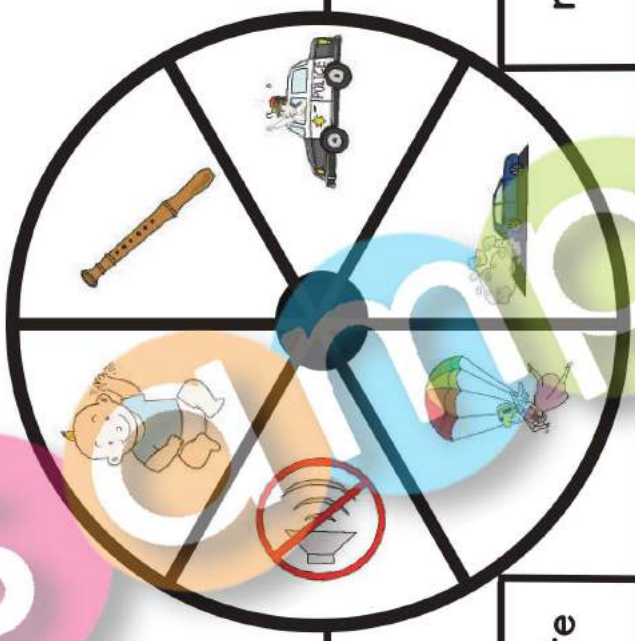
Each player takes a turn to spin a picture and color the matching word.
 First player to color all words wins the game.

ute

Set One



player 1



player 2

| | | |
|---------|--------|---------|
| cute | chute | pollute |
| flute | salute | cute |
| flute | chute | flute |
| pollute | cute | chute |
| mute | salute | flute |

| | | |
|--------|---------|--------|
| mute | flute | mute |
| salute | chute | salute |
| cute | pollute | flute |
| chute | flute | chute |
| salute | cute | mute |


Set Two

Spin, Color, and Win!

Each player takes a turn to spin a picture and color the matching word.
 First player to color all words wins the game.



ute



player 1

player 2


| | | |
|---------|--------|-------|
| salute | mute | brute |
| lute | brute | mute |
| pollute | cute | lute |
| lute | lute | mute |
| mute | salute | brute |

| | | |
|---------|---------|---------|
| brute | salute | brute |
| mute | pollute | lute |
| lute | mute | brute |
| salute | lute | pollute |
| pollute | brute | mute |


Make Your Own: #1

Spin, Color, and Win!

Each player takes a turn to spin a picture and color the matching word.
First player to color all words wins the game.



player 1



player 2

| | | | | |
|--|--|--|--|--|
| | | | | |
| | | | | |
| | | | | |
| | | | | |
| | | | | |

| | | | | |
|--|--|--|--|--|
| | | | | |
| | | | | |
| | | | | |
| | | | | |
| | | | | |





cute



mute



flute



chute



pollute



salute

lute



brute



c ute



www.PhonicsGarden.com

fl ute



www.PhonicsGarden.com

s m ute



www.PhonicsGarden.com

ch ute



www.PhonicsGarden.com

pollute



www.PhonicsGarden.com

salute



www.PhonicsGarden.com

brute



www.PhonicsGarden.com

lute



www.PhonicsGarden.com

Draw and write your own word puzzles on this page.



Blank word puzzle grid with a dashed outline and a vertical zigzag cut line. The website address www.PhonicsGarden.com is printed in the bottom right corner.



Blank word puzzle grid with a dashed outline and a vertical zigzag cut line. The website address www.PhonicsGarden.com is printed in the bottom right corner.

Blank word puzzle grid with a dashed outline and a vertical zigzag cut line. The website address www.PhonicsGarden.com is printed in the bottom right corner.

Blank word puzzle grid with a dashed outline and a vertical zigzag cut line. The website address www.PhonicsGarden.com is printed in the bottom right corner.



Draw and write your own word puzzles on this page.



A large rectangular area with a dashed border. Inside, there is a dashed outline of a word puzzle. The puzzle is a square with a vertical line on the left side, a horizontal line at the top, and a vertical line on the right side. The right side of the puzzle is a jagged, stepped line. The website address www.PhonicsGarden.com is printed in the bottom right corner.



A large rectangular area with a dashed border. Inside, there is a dashed outline of a word puzzle. The puzzle is a square with a vertical line on the left side, a horizontal line at the top, and a vertical line on the right side. The right side of the puzzle is a jagged, stepped line. The website address www.PhonicsGarden.com is printed in the bottom right corner. Overlaid on the puzzle is the word "Sample" in large, colorful, 3D-style letters: 'S' (pink), 'a' (orange), 'm' (blue), 'p' (green), 'l' (purple), and 'e' (yellow).

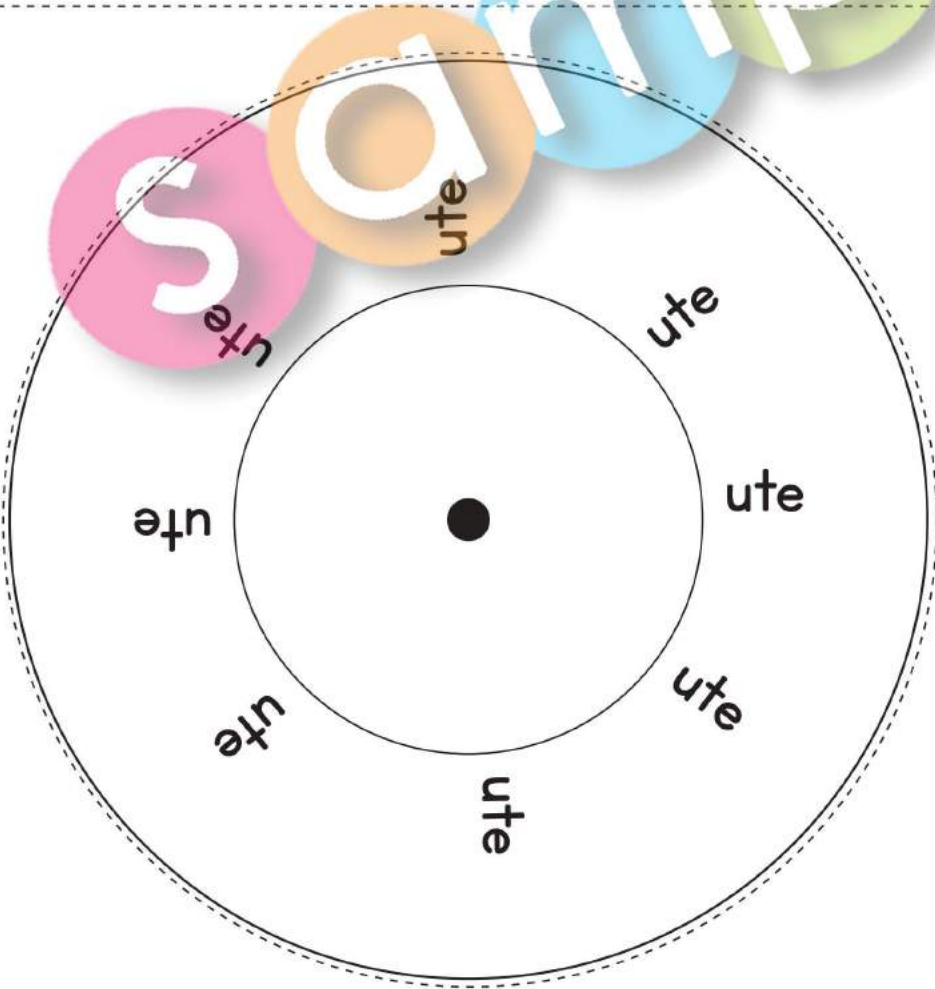
A large rectangular area with a dashed border. Inside, there is a dashed outline of a word puzzle. The puzzle is a square with a vertical line on the left side, a horizontal line at the top, and a vertical line on the right side. The right side of the puzzle is a jagged, stepped line. The website address www.PhonicsGarden.com is printed in the bottom right corner. Overlaid on the puzzle is the word "Sample" in large, colorful, 3D-style letters: 'S' (pink), 'a' (orange), 'm' (blue), 'p' (green), 'l' (purple), and 'e' (yellow).

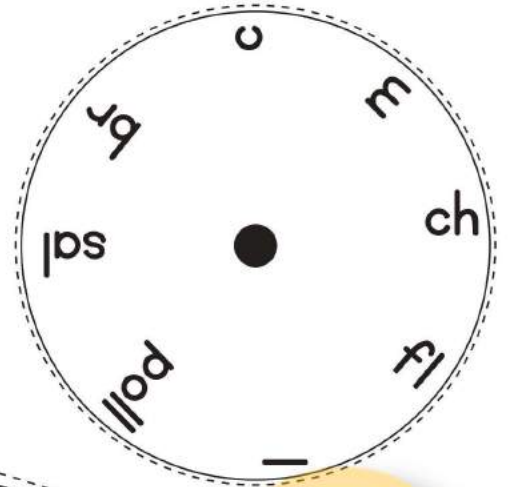
A large rectangular area with a dashed border. Inside, there is a dashed outline of a word puzzle. The puzzle is a square with a vertical line on the left side, a horizontal line at the top, and a vertical line on the right side. The right side of the puzzle is a jagged, stepped line. The website address www.PhonicsGarden.com is printed in the bottom right corner.

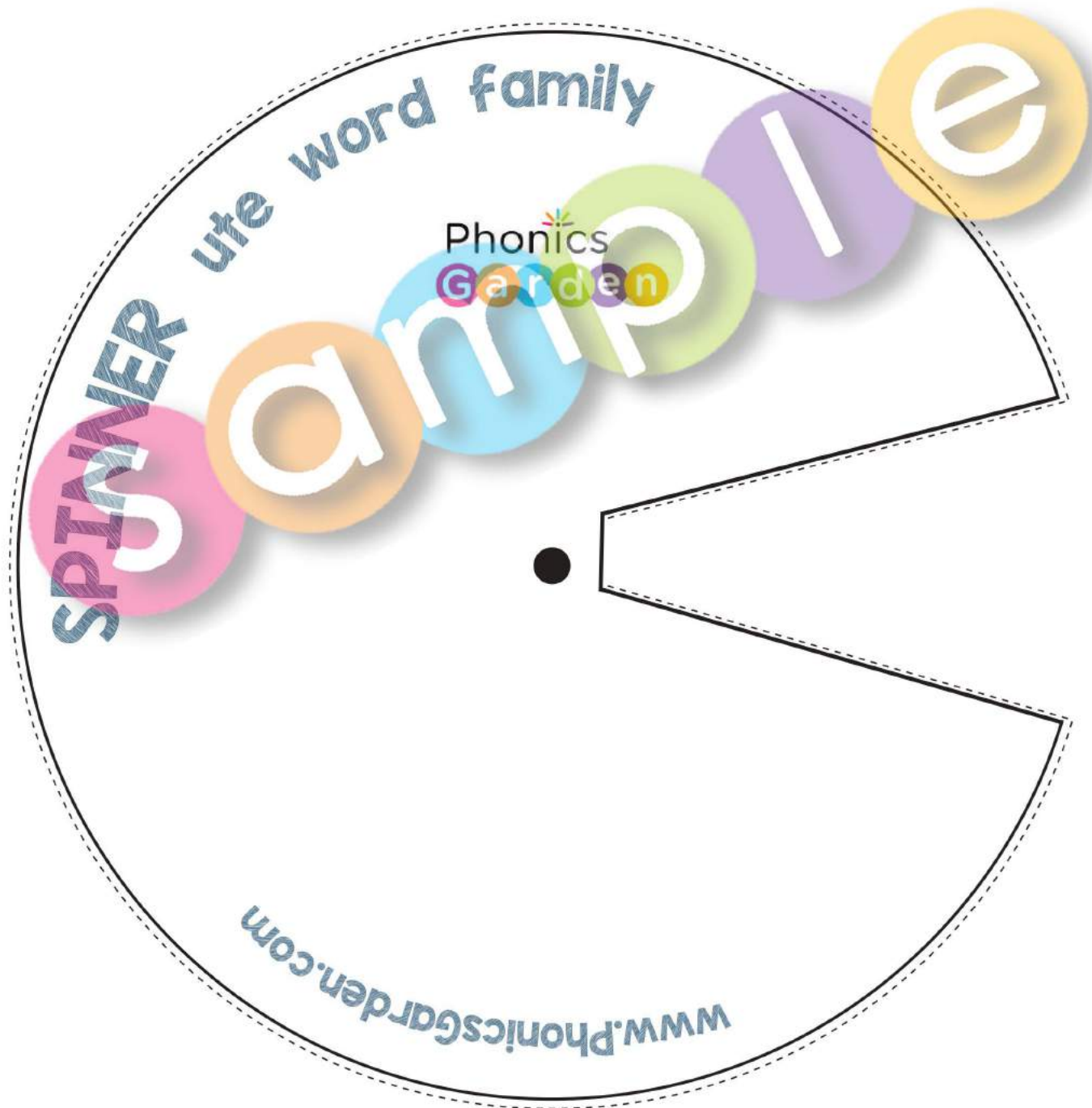
After you have finished assembling your word wheel, practice writing each word as you spin the wheel. Spin, read, and write your new words!

Write each word on your word-wheel 2 times each.

| | | | |
|---|---|---|---|
| <hr/> <hr/> <hr/> <hr/> <hr/> <hr/> <hr/> <hr/> | <hr/> <hr/> <hr/> <hr/> <hr/> <hr/> <hr/> <hr/> | <hr/> <hr/> <hr/> <hr/> <hr/> <hr/> <hr/> <hr/> | <hr/> <hr/> <hr/> <hr/> <hr/> <hr/> <hr/> <hr/> |
| <hr/> <hr/> <hr/> <hr/> <hr/> <hr/> <hr/> <hr/> | <hr/> <hr/> <hr/> <hr/> <hr/> <hr/> <hr/> <hr/> | <hr/> <hr/> <hr/> <hr/> <hr/> <hr/> <hr/> <hr/> | <hr/> <hr/> <hr/> <hr/> <hr/> <hr/> <hr/> <hr/> |








SPINNER ute word family

www.PhonicsGarden.com



A circular spinner wheel divided into six segments. Each segment contains a word from the 'ute' family and a corresponding illustration:

- pollute**: Illustration of a car with smoke coming out of its exhaust pipe.
- chute**: Illustration of a person jumping out of a colorful parachute.
- mute**: Illustration of a red circle with a diagonal line over a speaker icon.
- cute**: Illustration of a baby.
- flute**: Illustration of a wooden flute.
- spite**: Illustration of a blue airplane.

Cut out the words and pictures. Paste them down where they belong matching each word and picture.

ute

ite

| | |
|--|--|
| | |
| | |

| | |
|--|--|
| | |
| | |

| | |
|--|--|
| | |
| | |

| | |
|--|--|
| | |
| | |

cute

flute

kite

site



pollute

mute

bite

write



Connect the /ute/ word family words with the **ute**.

Connect the words that are NOT part of the /ute/ word family with the **X**.



Practice writing your /ute/ words.


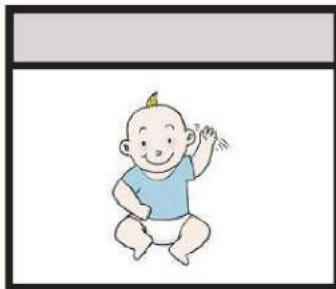
| | | |
|-------|-------|-------|
| _____ | _____ | _____ |
| _____ | _____ | _____ |
| _____ | _____ | _____ |
| _____ | _____ | _____ |
| _____ | _____ | _____ |



What
is in the
ute house?

ute

set 1



When you are done cutting and pasting your words, finish the sentence below. Add a full-stop period.

A _____, _____, _____ and
_____ are in the house

Write the missing letters below. Cut out the boxes and glue the top flap onto the matching picture. ✂



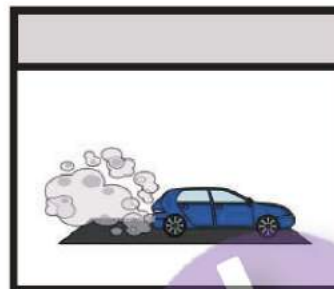


What
is in the

ute house?

ute

set 2



When you are done cutting and pasting your words, finish the sentence below. Add a full-stop period.

A _____, _____, and
_____, are in the house

Write the missing letters below. Cut out the boxes and glue the top flap onto the matching picture. ✂



Cut out each of the puzzle pieces and glue them where they belong.

| | | | |
|------|-----------------|-------|-----------------|
| cute | glue piece here | flute | glue piece here |
|------|-----------------|-------|-----------------|










| | | | |
|-------|-----------------|--------|-----------------|
| chute | glue piece here | salute | glue piece here |
|-------|-----------------|--------|-----------------|

| | | | |
|------|-----------------|---------|-----------------|
| mute | glue piece here | pollute | glue piece here |
|------|-----------------|---------|-----------------|

| | | | |
|------|-----------------|-------|-----------------|
| lute | glue piece here | brute | glue piece here |
|------|-----------------|-------|-----------------|

| | | | |
|------|-----------------|------|-----------------|
| _ute | glue piece here | _ute | glue piece here |
|------|-----------------|------|-----------------|


Scissors icon

| | | |
|---|--|---|
|  |  |  |
|  |  |  |
|  |  |  |

Color the word box that goes with the picture.


Write the words below.

1




| | |
|---------|--------|
| pollute | salute |
|---------|--------|

2



| | |
|------|--------|
| mute | salute |
|------|--------|

3



| | |
|------|-------|
| mute | brute |
|------|-------|

4



| | |
|-------|-------|
| brute | chute |
|-------|-------|

5




| | |
|-------|------|
| chute | lute |
|-------|------|

6




| | |
|------|---------|
| cute | pollute |
|------|---------|

7



| | |
|------|------|
| cute | lute |
|------|------|

8



| | |
|-------|-------|
| brute | flute |
|-------|-------|

1

2

3

4

5

6

7

8

Write the letters in the correct order to make the word that matches the picture.

| | | | | | |
|---|---|-----------|----|---|----|
| 1 |  | u fl te | fl | u | te |
| 2 |  | u te ch | | | |
| 3 |  | br te u | | | |
| 4 |  | u te l | | | |
| 5 |  | sal te u | | | |
| 6 |  | te u poll | | | |
| 7 |  | c te u | | | |
| 8 |  | u m te | | | |









Write the letters in the correct order to make the word that matches the picture.

| | | | | | |
|---|---|-----------|---|---|----|
| 1 |  | c te u | c | u | te |
| 2 |  | u m te | | | |
| 3 |  | sal te u | | | |
| 4 |  | te u poll | | | |
| 5 |  | br te u | | | |
| 6 |  | u te l | | | |
| 7 |  | u fl te | | | |
| 8 |  | u te ch | | | |

UNSCRAMBLE the LETTERS Write the missing letter in the circle.
Write the letters in the correct order to make the word that matches the picture.

| | | |
|---|---|---|
| 1 |  | <div style="display: flex; justify-content: space-around;"> <div style="border: 1px solid black; border-radius: 50%; width: 60px; height: 60px; display: flex; align-items: center; justify-content: center;">ch</div> <div style="border: 1px solid black; border-radius: 50%; width: 60px; height: 60px; display: flex; align-items: center; justify-content: center;">te</div> <div style="border: 1px solid black; border-radius: 50%; width: 60px; height: 60px; display: flex; align-items: center; justify-content: center;">u</div> </div> <div style="display: flex; justify-content: space-around; margin-top: 10px;"> <div style="border: 1px solid black; padding: 5px;">ch</div> <div style="border: 1px solid black; padding: 5px;">u</div> <div style="border: 1px solid black; padding: 5px;">te</div> </div> |
| 2 |  | <div style="display: flex; justify-content: space-around;"> <div style="border: 1px solid black; border-radius: 50%; width: 60px; height: 60px; display: flex; align-items: center; justify-content: center;">br</div> <div style="border: 1px solid black; border-radius: 50%; width: 60px; height: 60px;"></div> <div style="border: 1px solid black; border-radius: 50%; width: 60px; height: 60px; display: flex; align-items: center; justify-content: center;">u</div> </div> <div style="display: flex; justify-content: space-around; margin-top: 10px;"> <div style="border: 1px solid black; width: 60px; height: 60px;"></div> <div style="border: 1px solid black; width: 60px; height: 60px;"></div> <div style="border: 1px solid black; width: 60px; height: 60px;"></div> </div> |
| 3 |  | <div style="display: flex; justify-content: space-around;"> <div style="border: 1px solid black; border-radius: 50%; width: 60px; height: 60px; display: flex; align-items: center; justify-content: center;">u</div> <div style="border: 1px solid black; border-radius: 50%; width: 60px; height: 60px; display: flex; align-items: center; justify-content: center;">te</div> <div style="border: 1px solid black; border-radius: 50%; width: 60px; height: 60px;"></div> </div> <div style="display: flex; justify-content: space-around; margin-top: 10px;"> <div style="border: 1px solid black; width: 60px; height: 60px;"></div> <div style="border: 1px solid black; width: 60px; height: 60px;"></div> <div style="border: 1px solid black; width: 60px; height: 60px;"></div> </div> |
| 4 |  | <div style="display: flex; justify-content: space-around;"> <div style="border: 1px solid black; border-radius: 50%; width: 60px; height: 60px;"></div> <div style="border: 1px solid black; border-radius: 50%; width: 60px; height: 60px; display: flex; align-items: center; justify-content: center;">fl</div> <div style="border: 1px solid black; border-radius: 50%; width: 60px; height: 60px; display: flex; align-items: center; justify-content: center;">te</div> </div> <div style="display: flex; justify-content: space-around; margin-top: 10px;"> <div style="border: 1px solid black; width: 60px; height: 60px;"></div> <div style="border: 1px solid black; width: 60px; height: 60px;"></div> <div style="border: 1px solid black; width: 60px; height: 60px;"></div> </div> |
| 5 |  | <div style="display: flex; justify-content: space-around;"> <div style="border: 1px solid black; border-radius: 50%; width: 60px; height: 60px; display: flex; align-items: center; justify-content: center;">c</div> <div style="border: 1px solid black; border-radius: 50%; width: 60px; height: 60px;"></div> <div style="border: 1px solid black; border-radius: 50%; width: 60px; height: 60px; display: flex; align-items: center; justify-content: center;">u</div> </div> <div style="display: flex; justify-content: space-around; margin-top: 10px;"> <div style="border: 1px solid black; width: 60px; height: 60px;"></div> <div style="border: 1px solid black; width: 60px; height: 60px;"></div> <div style="border: 1px solid black; width: 60px; height: 60px;"></div> </div> |
| 6 |  | <div style="display: flex; justify-content: space-around;"> <div style="border: 1px solid black; border-radius: 50%; width: 60px; height: 60px; display: flex; align-items: center; justify-content: center;">u</div> <div style="border: 1px solid black; border-radius: 50%; width: 60px; height: 60px;"></div> <div style="border: 1px solid black; border-radius: 50%; width: 60px; height: 60px; display: flex; align-items: center; justify-content: center;">te</div> </div> <div style="display: flex; justify-content: space-around; margin-top: 10px;"> <div style="border: 1px solid black; width: 60px; height: 60px;"></div> <div style="border: 1px solid black; width: 60px; height: 60px;"></div> <div style="border: 1px solid black; width: 60px; height: 60px;"></div> </div> |
| 7 |  | <div style="display: flex; justify-content: space-around;"> <div style="border: 1px solid black; border-radius: 50%; width: 60px; height: 60px; display: flex; align-items: center; justify-content: center;">sal</div> <div style="border: 1px solid black; border-radius: 50%; width: 60px; height: 60px; display: flex; align-items: center; justify-content: center;">te</div> <div style="border: 1px solid black; border-radius: 50%; width: 60px; height: 60px;"></div> </div> <div style="display: flex; justify-content: space-around; margin-top: 10px;"> <div style="border: 1px solid black; width: 60px; height: 60px;"></div> <div style="border: 1px solid black; width: 60px; height: 60px;"></div> <div style="border: 1px solid black; width: 60px; height: 60px;"></div> </div> |
| 8 |  | <div style="display: flex; justify-content: space-around;"> <div style="border: 1px solid black; border-radius: 50%; width: 60px; height: 60px; display: flex; align-items: center; justify-content: center;">te</div> <div style="border: 1px solid black; border-radius: 50%; width: 60px; height: 60px; display: flex; align-items: center; justify-content: center;">u</div> <div style="border: 1px solid black; border-radius: 50%; width: 60px; height: 60px;"></div> </div> <div style="display: flex; justify-content: space-around; margin-top: 10px;"> <div style="border: 1px solid black; width: 60px; height: 60px;"></div> <div style="border: 1px solid black; width: 60px; height: 60px;"></div> <div style="border: 1px solid black; width: 60px; height: 60px;"></div> </div> |

Read and Write! Write the missing letter in the circle.
Write the letters in the correct order to make the word that matches the picture.

| | | | | | |
|---|---|----------------------|----------------------|----------------------|-------|
| 1 |  | <input type="text"/> | u | te | _____ |
| 2 |  | c | <input type="text"/> | te | _____ |
| 3 |  | poll | <input type="text"/> | te | _____ |
| 4 |  | sal | u | <input type="text"/> | _____ |
| 5 |  | <input type="text"/> | u | te | _____ |
| 6 |  | ch | <input type="text"/> | te | _____ |
| 7 |  | m | u | <input type="text"/> | _____ |
| 8 |  | <input type="text"/> | u | te | _____ |

Say it! Build it! Write! Color the letters that spell the picture's name. Write the word on the line.

cute flute mute salute chute pollute lute brute




| | | | | | | | |
|---|---|---|---|---|----|---|----|
| t | c | b | u | e | te | m | st |
|---|---|---|---|---|----|---|----|



| | | | | | | | |
|----|---|---|---|---|----|----|----|
| br | v | l | u | n | ai | te | mp |
|----|---|---|---|---|----|----|----|



| | | | | | | | |
|----|---|---|----|---|---|----|---|
| fl | t | s | oo | f | u | te | f |
|----|---|---|----|---|---|----|---|



| | | | | | | | |
|---|---|---|---|---|----|---|---|
| j | m | k | u | o | te | r | g |
|---|---|---|---|---|----|---|---|



| | | | | | | | |
|---|----|---|----|---|---|----|---|
| l | pl | n | in | u | s | te | s |
|---|----|---|----|---|---|----|---|



| | | | | | | | |
|---|-----|---|---|---|----|----|---|
| r | sal | q | n | u | te | oi | k |
|---|-----|---|---|---|----|----|---|



| | | | | | | | |
|---|----|---|---|---|----|----|---|
| v | ch | n | u | s | te | tr | h |
|---|----|---|---|---|----|----|---|



| | | | | | | | |
|---|----|---|------|---|---|----|---|
| h | sn | k | poll | s | u | te | n |
|---|----|---|------|---|---|----|---|

Say it! Build it! Write! Color the letters that spell the picture's name. Write the word on the line.

cute flute mute salute chute pollute lute brute

1



| | | | | | | | |
|---|----|---|------|---|---|----|---|
| h | th | k | poll | s | u | te | n |
|---|----|---|------|---|---|----|---|

2



| | | | | | | | |
|---|----|----|---|---|----|---|---|
| v | ch | an | u | s | te | r | h |
|---|----|----|---|---|----|---|---|

3



| | | | | | | | |
|---|-----|---|----|---|----|---|---|
| r | sal | q | ng | u | te | h | k |
|---|-----|---|----|---|----|---|---|

4



| | | | | | | | |
|---|---|---|---|---|----|----|---|
| j | m | k | u | o | te | oi | g |
|---|---|---|---|---|----|----|---|

5



| | | | | | | | |
|---|---|----|---|---|----|---|---|
| t | c | oa | u | e | te | m | r |
|---|---|----|---|---|----|---|---|

6



| | | | | | | | |
|----|---|----|---|---|---|----|---|
| br | v | cl | u | n | i | te | m |
|----|---|----|---|---|---|----|---|

7



| | | | | | | | |
|---|---|---|---|---|----|----|---|
| l | p | h | n | u | st | te | s |
|---|---|---|---|---|----|----|---|

8



| | | | | | | | |
|----|---|----|---|---|---|----|----|
| fl | t | nd | d | f | u | te | nt |
|----|---|----|---|---|---|----|----|

Draw a line to match the letters.

Write the words two times each.



1.

| | | |
|---|---|----|
| c | e | te |
| n | u | g |



2.

| | | |
|-----|---|----|
| t | u | b |
| sal | o | te |



3.

| | | |
|----|---|----|
| n | u | te |
| fl | u | p |



4.

| | | |
|----|---|----|
| ch | o | te |
| t | u | s |



5.

| | | |
|---|---|----|
| m | u | m |
| h | u | te |



6.

| | | |
|---|---|----|
| l | a | k |
| a | u | te |



7.

| | | |
|----|---|----|
| fr | e | te |
| br | u | n |



8.


| | | |
|------|---|----|
| d | u | s |
| poll | o | te |

SEE - SAY - CUT - PASTE - READ

ute set 1


Cut out the letters. Glue them under the pictures to spell the words correctly.

1.




| | | |
|--|--|--|
| | | |
|--|--|--|

2.




| | | |
|--|--|--|
| | | |
|--|--|--|

3.



| | | |
|--|--|--|
| | | |
|--|--|--|

4.



| | | |
|--|--|--|
| | | |
|--|--|--|

| | | | | | |
|----|----|----|---|------|-----|
| u | u | u | u | te | te |
| te | te | ch | m | poll | sal |




SEE - SAY - CUT - PASTE - READ

ute set 2


Cut out the letters. Glue them under the pictures to spell the words correctly.

1.




| | | |
|--|--|--|
| | | |
|--|--|--|

2.




| | | |
|--|--|--|
| | | |
|--|--|--|

3.



| | | |
|--|--|--|
| | | |
|--|--|--|

4.

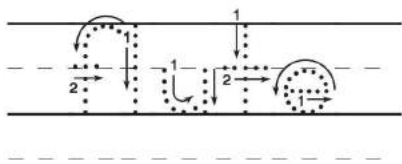


| | | |
|--|--|--|
| | | |
|--|--|--|

| | | | | | |
|----|----|---|----|----|----|
| u | u | u | u | te | te |
| te | te | l | br | c | fl |



Trace

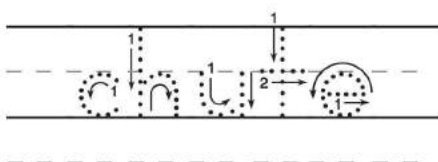


write

color



Trace

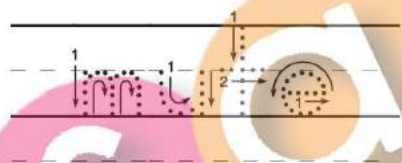


write

color



Trace

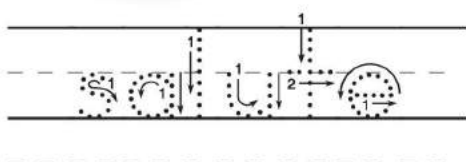


write

color



Trace



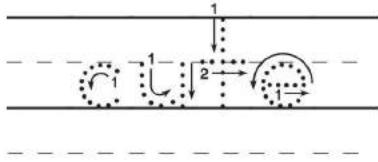
write

color

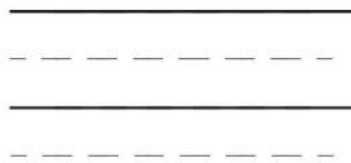


Write a sentence of your own using some words from above.

Trace



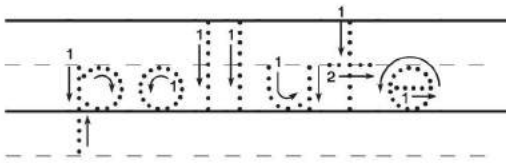
write



color



Trace



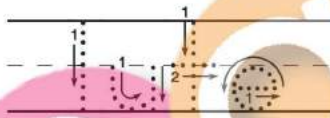
write



color



Trace



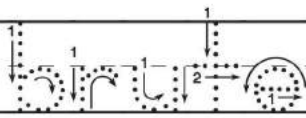
write



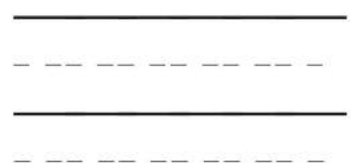
color



Trace



write



color



Write a sentence of your own using some words from above.


SENTENCE BUILDING



He raised his hand in salute.



He is a cruel brute.

Cut out the words and paste them in the boxes above to make a sentence. Then, write your sentence on the line. 

| | | | | | |
|------|-------|--------|-----|---------|----------|
| hand | in | raised | his | He | salute . |
| is | cruel | a | He | brute . | . |

SENTENCE BUILDING



The child is very cute.



The lute has strings.

Cut out the words and paste them in the boxes above to make a sentence. Then, write your sentence on the line.



| | | | | | |
|-----|---------|-----|------|-------|---|
| The | very | is | cute | child | . |
| has | strings | The | lute | . | . |

SENTENCE BUILDING



The flute plays a tune.



This is her first chute jump.

Cut out the words and paste them in the boxes above to make a sentence. Then, write your sentence on the line.




| | | | | | | |
|-------|-------|------|-----|-------|-------|---|
| flute | tune | a | The | plays | . | |
| This | first | jump | is | her | chute | . |

SENTENCE BUILDING



Please mute your cell phone.



The car gases pollute.

Cut out the words and paste them in the boxes above to make a sentence. Then, write your sentence on the line.



| | | | | | |
|-------|---------|------|------|--------|---|
| phone | mute | cell | your | Please | . |
| gases | pollute | The | car | . | . |

Let's Read the ute words

Directions: To assemble your flip-book reader, cut out all the boxes along the dashed-black lines. Attach the smaller boxes on top of each other by stapling them to the shaded gray area indicated. The top box has the word "Name" on it.



Bottom of Book

ute e

s c



m



ch



fl



sal



poll



br



s

a

m









p

o



Directions: Cut out the letters and build the words to match the pictures.

See It! Build It!

| | | | | | | | |
|---|----|---|----|--|--|---|----|
|  | | u | |  | | u | |
|  | | | te |  | | | |
|  | | u | |  | | | te |
|  | br | u | |  | | l | te |

Directions: Draw and write two of your own /ute/ words in the boxes below.

| | | | | | | | |
|--|--|--|--|--|--|--|--|
| | | | | | | | |
|--|--|--|--|--|--|--|--|

u u u u u u te te te te te te c

sd

ch

m

fl

poll

Directions: Read the sentence and match the picture to it.

Match It!

Set 1

1



The flute plays a tune.

2



This is her first chute jump.

3



Please mute your cell phone.

4

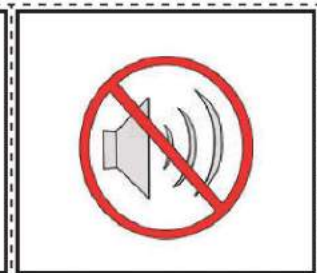




The car gases pollute.

5



Directions: Draw and write your own /ute/ word sentence.



Directions: Read the sentence and match the picture to it.

Match It!


Set 2

1



He raised his hand in salute.

2



He is a cruel brute.

3




The child is very cute.

4



The lute has strings.

5



Directions: Draw and write your own /ute/ word sentence.



Directions: Read the sentence and write the missing word in the blank. Use the pictures to help you.

Set 1

FILL IT!

1 The _____ is very colorful.



2 He has a _____ little nose.



3 The officer wanted to _____.



4 She can play the _____.



5 Directions: Draw and write your own /ute/ word sentence.



cute flute chute salute

Directions: Read the sentence and write the missing word in the blank. Use the pictures to help you.

FILL IT!

1 He used _____ force.



2 He began playing on the _____.



3 Cycling does not _____.



4 Press the _____ button.



5 Directions: Draw and write your own /ute/ word sentence.



lute brute pollute mute

Directions: Trace the words
and draw a matching picture.

ute DRAW IT!

cute

chute

flute

polite

solute

lute

chute

solute

brute

pollute

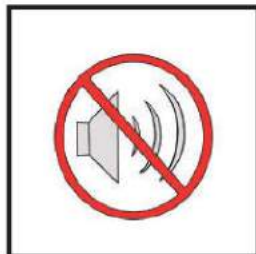
mute

flute

Directions: Look at the pictures and write the word that matches.

ute WRITE IT!


















Directions: Draw and write your own /ute/ words.









Directions: Circle the words that belong with the /ute/ word family.

CIRCLE IT!

cute

ute

polite

flute

kite

pollute

site

flute

bite

lute

write

chute

brute

mute

white

trite

cute

salute

Directions: Draw a line to connect the picture with the word it matches.

CONNECT IT

a



b



c



d



e



f



g



h



1. lute

2. flute

3. cute

4. brute

5. mute










6. salute

7. pollute

8. chute

Salute

Circle the correct word and write it on the line.

| | | |
|--|---|---|
| <p>1. </p> <p>cute flute</p> <p>_____</p> <p>-----</p> <p>_____</p> | <p>2. </p> <p>lute salute</p> <p>_____</p> <p>-----</p> <p>_____</p> | <p>3. </p> <p>salute chute</p> <p>_____</p> <p>-----</p> <p>_____</p> |
| <p>4. </p> <p>flute mute</p> <p>_____</p> <p>-----</p> <p>_____</p> | <p>5. </p> <p>salute brute</p> <p>_____</p> <p>-----</p> <p>_____</p> | <p>6. </p> <p>mute pollute</p> <p>_____</p> <p>-----</p> <p>_____</p> |
| <p>7. </p> <p>chute brute</p> <p>_____</p> <p>-----</p> <p>_____</p> | <p>8. </p> <p>cute pollute</p> <p>_____</p> <p>-----</p> <p>_____</p> | <p>9. </p> <p>brute lute</p> <p>_____</p> <p>-----</p> <p>_____</p> |
| <p>is ugly His an brute. dog</p> | | |

Sort the words above to make a complete sentence below.

Choose words from today's lesson. Write and draw them below.

| | |
|---|---|
| <p>1.</p> <p>Word: _____</p> <hr/> <hr/> <hr/> | <p>2.</p> <p>Word: _____</p> <hr/> <hr/> <hr/> |
| <p>3.</p> <p>Word: _____</p> <hr/> <hr/> <hr/> | <p>4.</p> <p>Word: _____</p> <hr/> <hr/> <hr/> |

Choose words from today's lesson. Write and draw them below.

| | |
|---|---|
| <p>1.</p> <p>Word: _____</p> <hr/> <hr/> <hr/> | <p>2.</p> <p>Word: _____</p> <hr/> <hr/> <hr/> |
| <p>3.</p> <p>Word: _____</p> <hr/> <hr/> <hr/> | <p>4.</p> <p>Word: _____</p> <hr/> <hr/> <hr/> |

I Can Read and Match

Trace each word, then match them to the correct picture.

mute

1

a



salute

2

b



pollute

3

c



brute

4

d



salute

5

e



cute

6

f



chute

7

g



flute

8

h



Draw and write two sentences using some of the words to the right.

Sample



cute



flute



brute



lute



chute



salute










mute

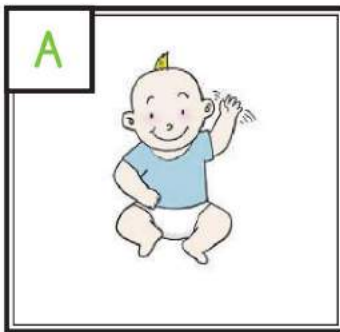


pollute

Circle the correct word and write it on the line. Add a full-stop period to each sentence.


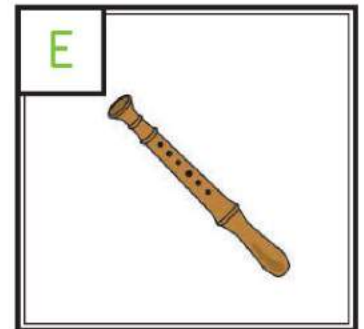
| | | | |
|----|---|------------------|--------------------|
| 1. |  | cute flute | He plays the _____ |
| 2. |  | flute mute | _____ the sound |
| 3. |  | lute salute | He must _____ him |
| 4. |  | salute brute | He is such a _____ |
| 5. |  | brute pollute | Do not _____ air |
| 6. |  | pollute chute | Release the _____ |
| 7. |  | chute cute | She is so _____ |

Match the pictures to their sentences by writing the correct letters in the box.




He raised his hand in salute.

He is a cruel brute.



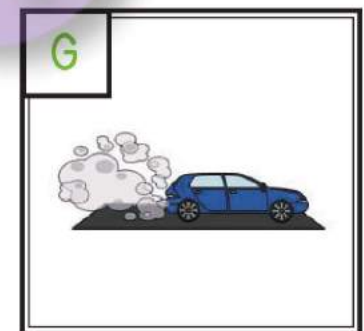
The child is very cute.

The lute has strings.



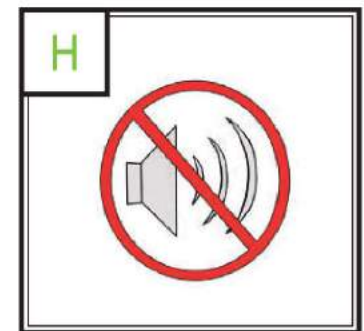
The flute plays a tune.

This is her first chute jump.



















Please mute your cell phone.

The car gases pollute.



Write a great sentence of your own on the lines below.

Use the word box to help you answer each question or statement below.

| | | | |
|--|---|---|---|
| <p>1. He has a ____ little nose.</p>  <p>_____</p> | <p>2. The ____ is very colorful.</p>  <p>_____</p> | <p>3. Press the ____ button.</p>  <p>_____</p> | <p>4. Cycling does not ____.</p>  <p>_____</p> |
| <p>5. She can play the ____.</p>  <p>_____</p> | <p>6. He began playing on the ____.</p>  <p>_____</p> | <p>7. The officer wanted to ____.</p>  <p>_____</p> | <p>8. He used ____ force.</p>  <p>_____</p> |
| <p>Word Box</p>  cute  chute  mute  pollute  flute  lute  salute  brute | | | |

Use words from above and write a great sentence of your own on the lines below.

Cut and paste the words on the right in alphabet order.

Cut & Paste



brute



cute

flute



mute



chute



pollute



salute



| | | |
|--|--|--|
| | | |
| | | |
| | | |
| | | |
| | | |
| | | |
| | | |
| | | |
| | | |
| | | |

Sample

Cut and paste the pictures. Then, write each word 2 times each.

Cut & Paste

flute

flute

| | |
|-------|-------|
| _____ | _____ |
| ----- | ----- |
| _____ | _____ |

cute

cute

| | |
|-------|-------|
| _____ | _____ |
| ----- | ----- |
| _____ | _____ |

pollute

pollute

| | |
|-------|-------|
| _____ | _____ |
| ----- | ----- |
| _____ | _____ |

mute

mute

| | |
|-------|-------|
| _____ | _____ |
| ----- | ----- |
| _____ | _____ |

salute

lute

| | |
|-------|-------|
| _____ | _____ |
| ----- | ----- |
| _____ | _____ |

chute

chute

| | |
|-------|-------|
| _____ | _____ |
| ----- | ----- |
| _____ | _____ |

salute

salute

| | |
|-------|-------|
| _____ | _____ |
| ----- | ----- |
| _____ | _____ |



Example

Cut & Paste

Cut and paste the pictures. Then, write each word 2 times each.

flute

flute

cute

cute

pollute

pollute

mute

mute

brute

brute

chute

chute

salute

salute



Sort the words to make a great sentence on the lines below.

cute.

The



baby

is

so


Sample

Write a sentence of your own about the picture.

Sort the words to make a great sentence on the lines below.

the instrument

is



His

e

lute.

favorite

www.PhonicsGarden.com

Write a sentence of your own about the picture.

Sort the words to make a great sentence on the lines below.

band.

plays

He

in

the

the

flute



www.PhonicsGarden.com

Write a sentence of your own about the picture.

Sort the words to make a great sentence on the lines below.

was

being



He

a

brute.

such

Write a sentence of your own about the picture.

Sort the words to make a great sentence on the lines below.

glasses

They

in



their

raised

salute.

www.PhonicsGarden.com

Write a sentence of your own about the picture.

Sort the words to make a great sentence on the lines below.

pollute

Be



not

to

air.

careful

www.PhonicsGarden.com

Write a sentence of your own about the picture.

Sort the words to make a great sentence on the lines below.

loves

chute.

a

to

with

jump



She

e

s

a

m

p

l

Write a sentence of your own about the picture.

Sort the words to make a great sentence on the lines below.

the

sat

in



He

corner.

mute

www.PhonicsGarden.com

Write a sentence of your own about the picture.

I Say, Spell, Cut and Paste

ute
Word Spelling

Say, Trace, Cut & Paste, and Spell each picture word correctly.



| | |
|--|--|
| | |
|--|--|

www.PhonicsGarden.com



| | |
|--|--|
| | |
|--|--|



| | |
|--|--|
| | |
|--|--|



| | |
|--|--|
| | |
|--|--|

Trace on the inside of the letters. Then cut them out and glue them down to spell the pictures above.

poll sal ute

ute

m ch ute

ute



I Say, Spell, Cut and Paste

ute
Word Spelling

Say, Trace, Cut & Paste, and Spell each picture word correctly.



| | |
|--|--|
| | |
|--|--|

www.PhonicsGarden.com

| | |
|--|--|
| | |
|--|--|



| | |
|--|--|
| | |
|--|--|










| | |
|--|--|
| | |
|--|--|

Trace on the inside of the letters. Then cut them out and glue them down to spell the pictures above.

| | | | |
|----|----|-----|-----|
| br | c | ute | ute |
| l | fl | ute | ute |



Look at each picture. Circle the correct word.

| | | | |
|---|---|---|--------------|
| <p>1</p>  <p>cute pollute brute</p> | <p>2</p>  <p>lute brute salute</p> | <p>3</p>  <p>salute flute mute</p> | |
| <p>4</p>  <p>mute brute flute</p> | <p>5</p>  <p>cute salute lute</p> | <p>6</p>  <p>chute cute mute</p> | |
| <p>7</p>  <p>chute salute lute</p> | <p>8</p>  <p>pollute salute mute</p> | <p>9</p>  <p>brute lute mute</p> | |
| <p>lute. She the</p> | | | <p>plays</p> |

Sort the words above to make a great sentence below.

See, Say, and Spell - Word Family - Ute

Write the correct letter/s to complete the words below.



___ute



___ite



___ute



___ute



___ite



___ute



___ite



___ute



___ite



___ute



___ite



___ite



___ute



___ite



___ute

See, Say, and Spell - Word Family - Ute

Write the missing letters to complete the words below.

cute mute chute pollute brute flute lute salute



m _____



k _____



ch _____



poll _____



b _____



sal _____



wr _____



br _____



wh _____



fl _____



tr _____



pol _____



l _____



s _____



c _____








MEMORY GAME



| | | |
|--|--|--|
|  <p>www.PhonicsGarden.com</p> |  <p>www.PhonicsGarden.com</p> |  <p>www.PhonicsGarden.com</p> |
|  <p>www.PhonicsGarden.com</p> |  <p>www.PhonicsGarden.com</p> |  <p>www.PhonicsGarden.com</p> |
|  <p>www.PhonicsGarden.com</p> |  <p>www.PhonicsGarden.com</p> |  <p>www.PhonicsGarden.com</p> |

MEMORY GAME



| | | |
|--|--|--|
|  <p>www.PhonicsGarden.com</p> |  <p>www.PhonicsGarden.com</p> |  <p>www.PhonicsGarden.com</p> |
|  <p>www.PhonicsGarden.com</p> |  <p>www.PhonicsGarden.com</p> |  <p>www.PhonicsGarden.com</p> |
|  <p>www.PhonicsGarden.com</p> | <p>www.PhonicsGarden.com</p> | <p>www.PhonicsGarden.com</p> |

MEMORY GAME



cute

www.PhonicsGarden.com

cute

www.PhonicsGarden.com

lute

www.PhonicsGarden.com

lute

www.PhonicsGarden.com

flute

www.PhonicsGarden.com

flute

www.PhonicsGarden.com

brute

www.PhonicsGarden.com

brute

www.PhonicsGarden.com

salute

www.PhonicsGarden.com

MEMORY GAME



salute

www.PhonicsGarden.com

pollute

www.PhonicsGarden.com

pollute

www.PhonicsGarden.com

chute

www.PhonicsGarden.com

chute

www.PhonicsGarden.com

mute

www.PhonicsGarden.com

mute

www.PhonicsGarden.com

www.PhonicsGarden.com

www.PhonicsGarden.com

FLASH CARDS



cute

www.PhonicsGarden.com



cute

www.PhonicsGarden.com



lute

www.PhonicsGarden.com



lute

www.PhonicsGarden.com



flute

www.PhonicsGarden.com



flute

www.PhonicsGarden.com



brute

www.PhonicsGarden.com



brute

www.PhonicsGarden.com



salute

www.PhonicsGarden.com

FLASH CARDS



salute

www.PhonicsGarden.com



pollute

www.PhonicsGarden.com



pollute

www.PhonicsGarden.com



chute

www.PhonicsGarden.com



chute

www.PhonicsGarden.com



mute

www.PhonicsGarden.com



mute

www.PhonicsGarden.com

www.PhonicsGarden.com

www.PhonicsGarden.com