

# Spin and Spell

Spin the spinner. Spell and write the **er** word.



tower	flower	otter	finger	tiger	butter
_____	_____	_____	_____	_____	_____
_____	_____	_____	_____	_____	_____
_____	_____	_____	_____	_____	_____
_____	_____	_____	_____	_____	_____
_____	_____	_____	_____	_____	_____
_____	_____	_____	_____	_____	_____
_____	_____	_____	_____	_____	_____
_____	_____	_____	_____	_____	_____

Hint: Use a paperclip as your spinner.

Which **er** word did you spin on and write the most? Write it again here!

\_\_\_\_\_

\_\_\_\_\_


\_\_\_\_\_





# Spin and Build

# er



Hint: Use a paperclip as your spinner.

Spin a picture.  
Cut and paste the letters to build the matching words.



--	--	--



--	--	--



--	--	--



--	--	--



--	--	--



--	--	--

Write your words on the lines.


tower    flower    otter    finger    tiger    butter



ig	utt	ow	ow	tt	ing	er	er	er
er	er	er	b	t	fl	o	f	t



Set One

Spin, Color, and Win!

Each player takes a turn to spin a picture and color the matching word.  
 First player to color all words wins the game.



er

player 1

player 2

tower	tiger	finger
flower	tower	flower
flower	tiger	tower
tower	tower	tiger
otter	tower	flower

butter	flower	butter
otter	tiger	otter
finger	finger	flower
butter	flower	tiger
otter	finger	butter



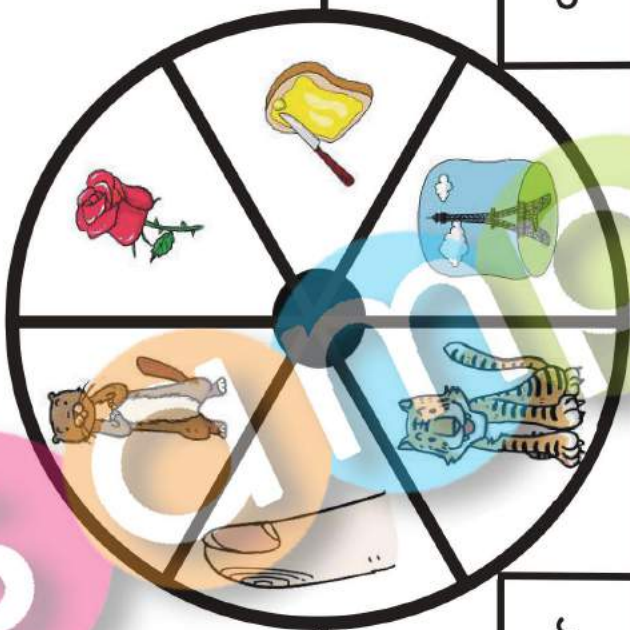
Set Two



er

Spin, Color, and Win!

Each player takes a turn to spin a picture and color the matching word.  
First player to color all words wins the game.



player 1

player 2

otter	butter	power
letter	power	butter
finger	tower	letter
letter	letter	butter
butter	butter	power

otter	otter	power
butter	finger	letter
letter	butter	power
butter	letter	finger
power	power	power


# Spin, Color, and Win!

Make Your Own: #1

Each player takes a turn to spin a picture and color the matching word.  
First player to color all words wins the game.



player 1



player 2











tower



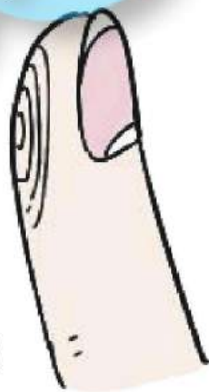
butter

flower



tiger

finger



otter



letter



power





flower



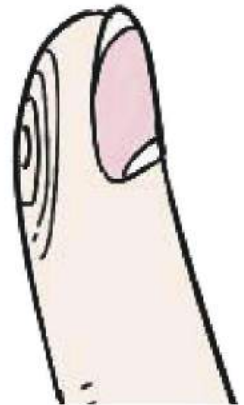
www.PhonicsGarden.com

otter



www.PhonicsGarden.com

finger



www.PhonicsGarden.com

tiger



www.PhonicsGarden.com

p ower



www.PhonicsGarden.com

l etter



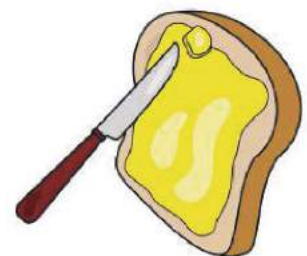
www.PhonicsGarden.com

s t ower



www.PhonicsGarden.com

b utter



www.PhonicsGarden.com



Draw and write your own word puzzles on this page.



Blank word puzzle grid with a dashed outline and a vertical zigzag cut line. The website address [www.PhonicsGarden.com](http://www.PhonicsGarden.com) is printed in the bottom right corner.



Word puzzle grid with a dashed outline and a vertical zigzag cut line. The word "Sample" is written across the grid in large, colorful, 3D-style letters: 'S' (pink), 'a' (orange), 'm' (blue), 'p' (green), 'l' (purple), and 'e' (yellow). The website address [www.PhonicsGarden.com](http://www.PhonicsGarden.com) is printed in the bottom right corner.

Word puzzle grid with a dashed outline and a vertical zigzag cut line. The word "Sample" is written across the grid in large, colorful, 3D-style letters: 'S' (pink), 'a' (orange), 'm' (blue), 'p' (green), 'l' (purple), and 'e' (yellow). The website address [www.PhonicsGarden.com](http://www.PhonicsGarden.com) is printed in the bottom right corner.

Blank word puzzle grid with a dashed outline and a vertical zigzag cut line. The website address [www.PhonicsGarden.com](http://www.PhonicsGarden.com) is printed in the bottom right corner.

Draw and write your own word puzzles on this page.



A large rectangular area with a dashed border, divided into two vertical sections. The left section contains a dashed outline of a word puzzle. The right section contains a dashed outline of a word puzzle and the text [www.PhonicsGarden.com](http://www.PhonicsGarden.com).

A large rectangular area with a dashed border, divided into two vertical sections. The left section contains a dashed outline of a word puzzle. The right section contains a dashed outline of a word puzzle and the text [www.PhonicsGarden.com](http://www.PhonicsGarden.com). A large, colorful word puzzle "Sample" is overlaid across the middle of this section, with each letter in a different colored circle: 'S' (pink), 'a' (orange), 'm' (light blue), 'p' (light green), 'l' (purple), and 'e' (yellow).

A large rectangular area with a dashed border, divided into two vertical sections. The left section contains a dashed outline of a word puzzle. The right section contains a dashed outline of a word puzzle and the text [www.PhonicsGarden.com](http://www.PhonicsGarden.com). A large, colorful word puzzle "Sample" is overlaid across the middle of this section, with each letter in a different colored circle: 'S' (pink), 'a' (orange), 'm' (light blue), 'p' (light green), 'l' (purple), and 'e' (yellow).

A large rectangular area with a dashed border, divided into two vertical sections. The left section contains a dashed outline of a word puzzle. The right section contains a dashed outline of a word puzzle and the text [www.PhonicsGarden.com](http://www.PhonicsGarden.com).



Add the missing letters.

Write the words on  
the lines below.

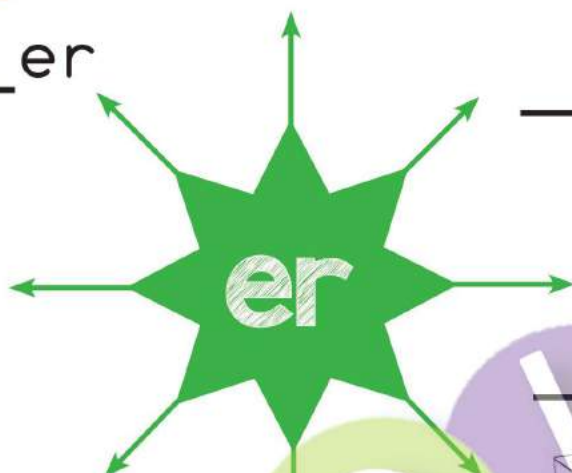
**Letter Blend**  
Word Spelling



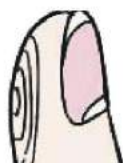
\_\_\_\_\_er

\_\_\_\_\_er

\_\_\_\_\_er




\_\_\_\_\_er



\_\_\_\_\_er



\_\_\_\_\_er



1. \_\_\_\_\_
2. \_\_\_\_\_
3. \_\_\_\_\_
4. \_\_\_\_\_

5. \_\_\_\_\_
6. \_\_\_\_\_
7. \_\_\_\_\_
8. \_\_\_\_\_

Choose one or two words from above and make a great sentence below.

\_\_\_\_\_

-----

\_\_\_\_\_

-----

\_\_\_\_\_

Add the missing letters.

Write the words on

the lines below.

**Letter Blend**  
Word Spelling



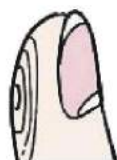
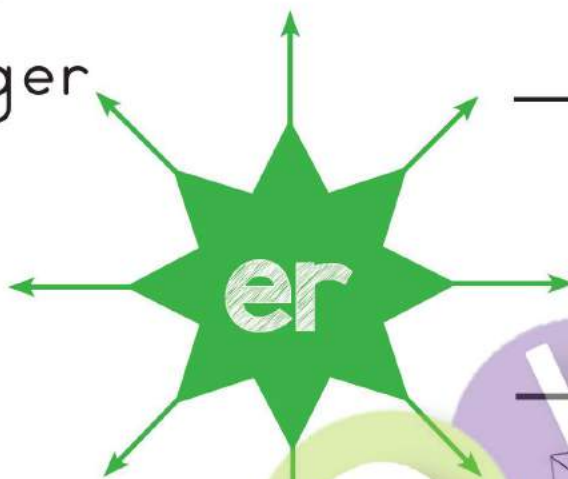
\_\_\_\_\_ ower

\_\_\_\_\_ iger

\_\_\_\_\_ ower



\_\_\_\_\_ utter



\_\_\_\_\_ inger

\_\_\_\_\_ etter

\_\_\_\_\_ tter

1. \_\_\_\_\_

5. \_\_\_\_\_

2. \_\_\_\_\_

6. \_\_\_\_\_

3. \_\_\_\_\_

7. \_\_\_\_\_

4. \_\_\_\_\_

8. \_\_\_\_\_

Choose one or two words from above and make a great sentence below.

\_\_\_\_\_

\_\_\_\_\_

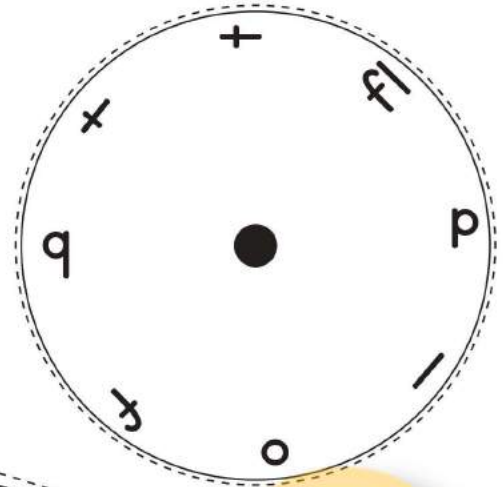
\_\_\_\_\_

\_\_\_\_\_

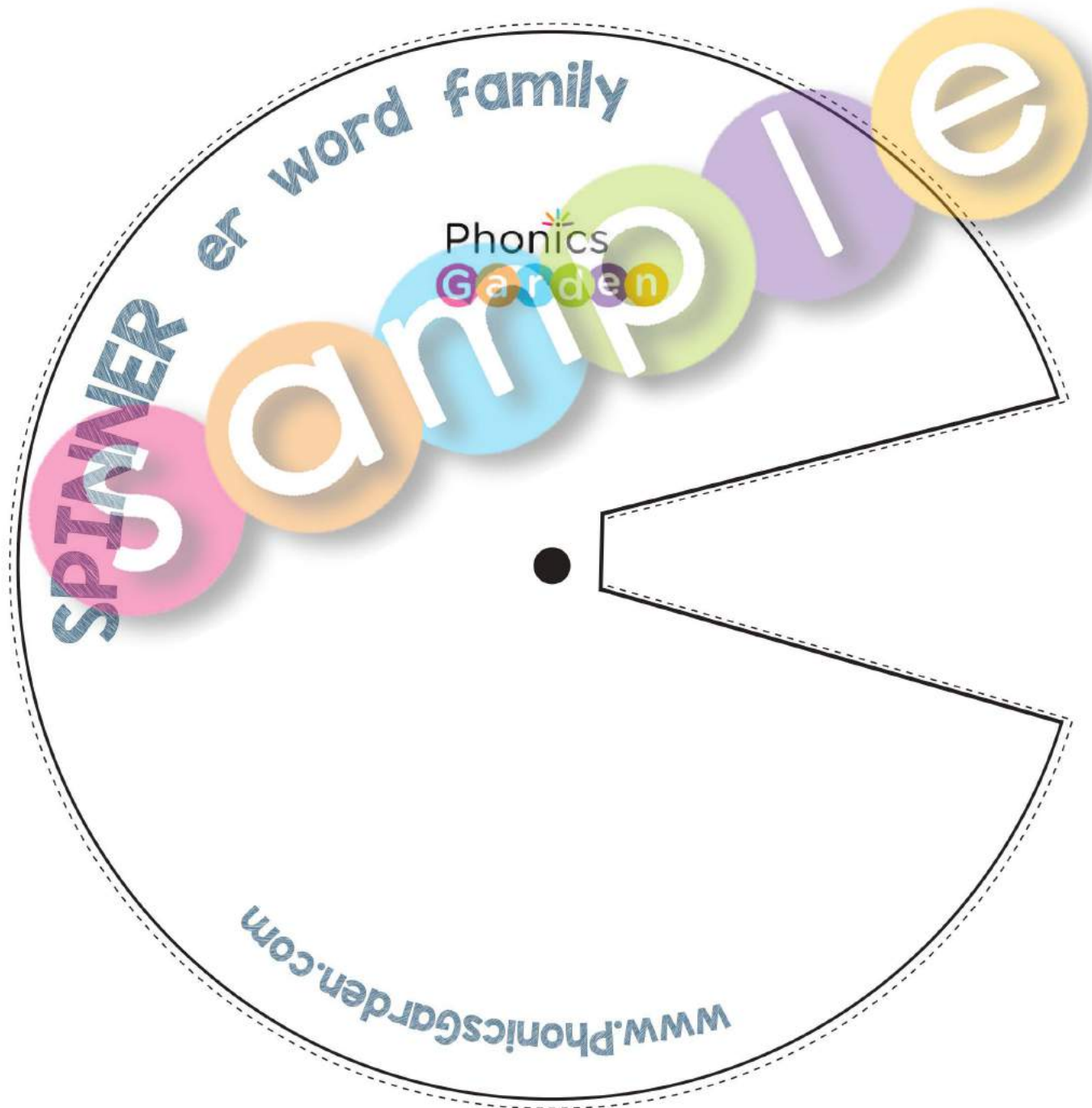
\_\_\_\_\_






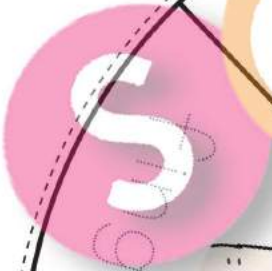








# SPINNER er word family

www.PhonicsGarden.com



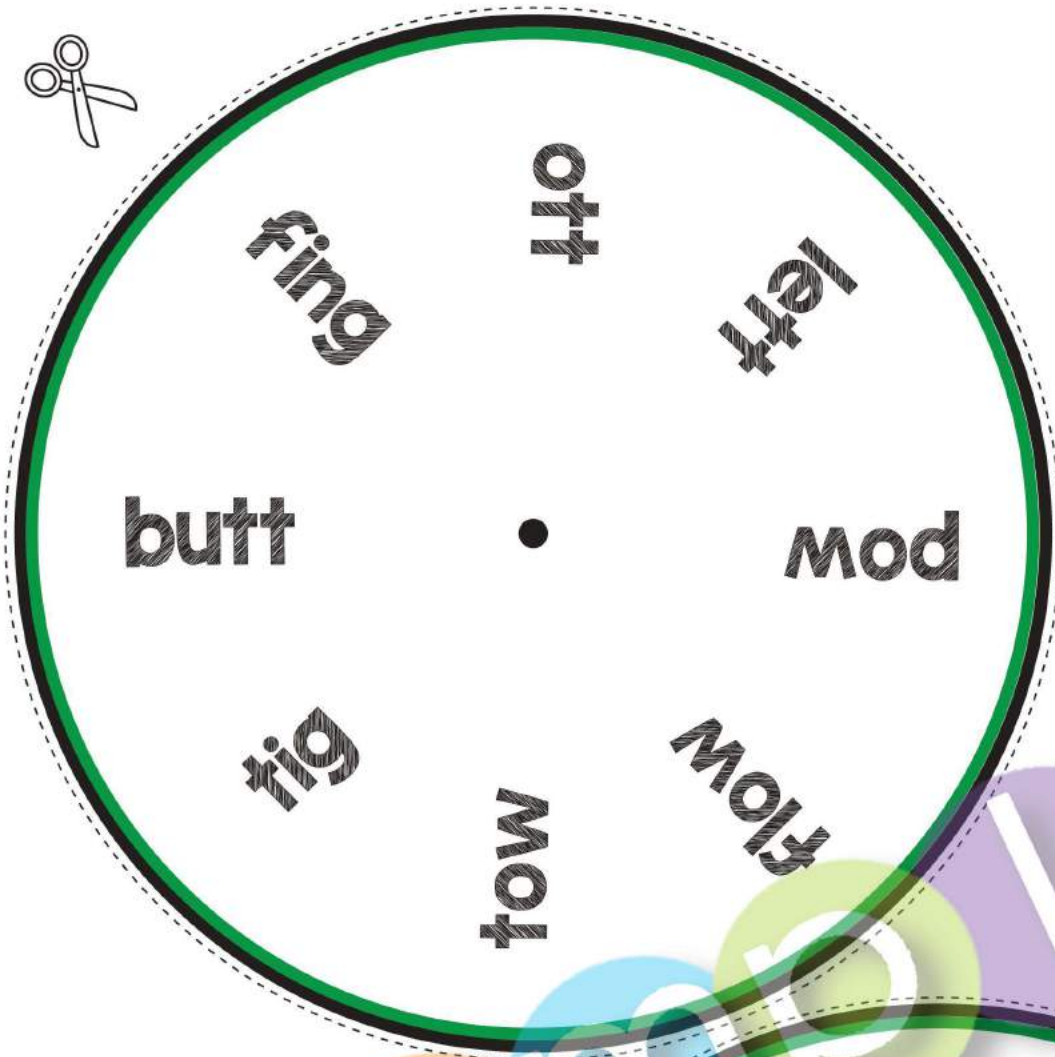
finger

tiger

butter

tower

flower

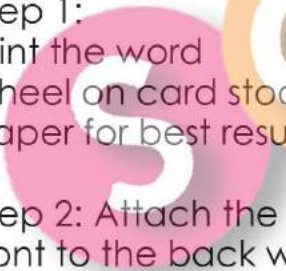
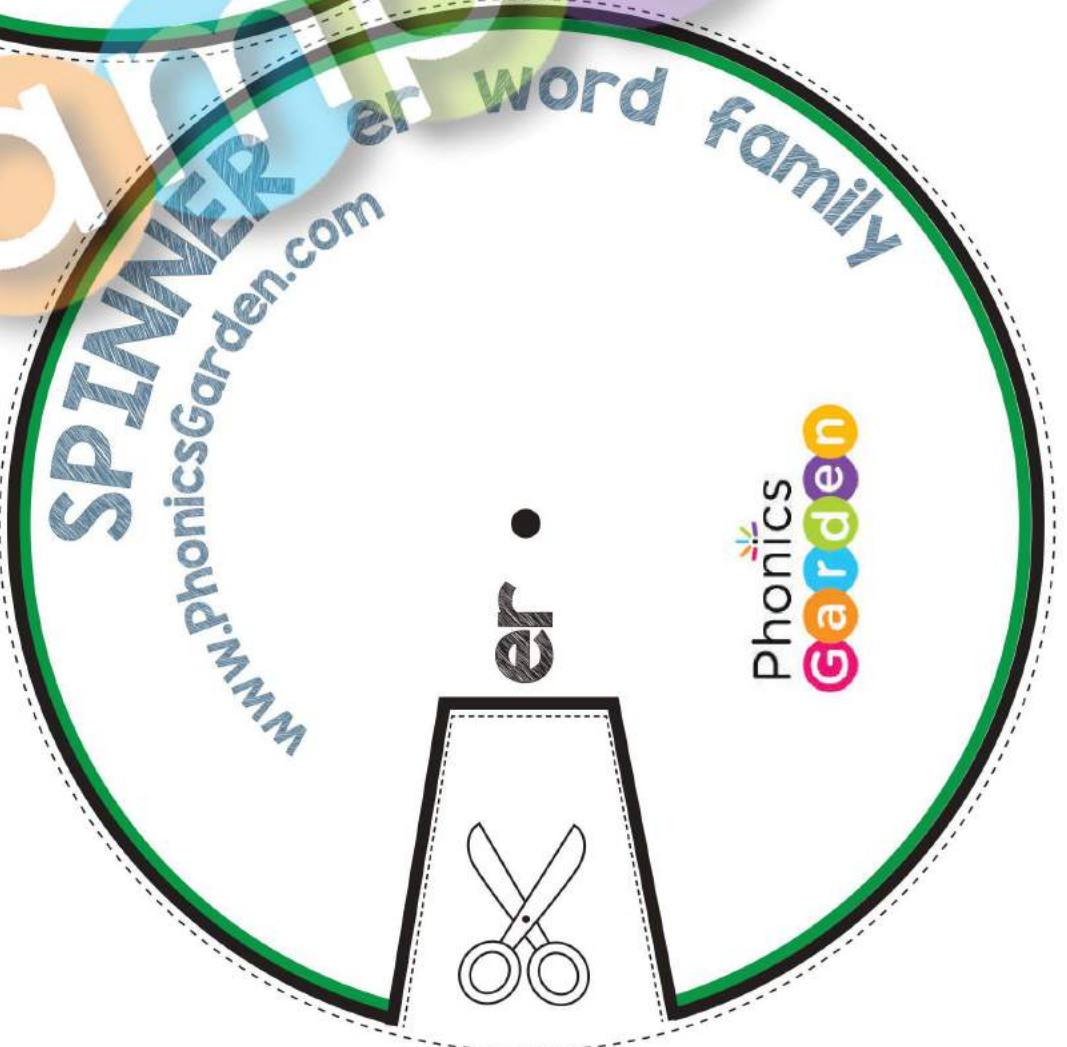


### er Words

Step 1: Print the word wheel on card stock paper for best results.

Step 2: Attach the front to the back with a brass paper fastener, paperclip, or another fastening object.

Step 3: Have your students spin the wheel to make and read the words.





# Word Wheel

This Word Wheel will help your students practice reading.  
Moving the wheel will match the word with the picture clue.

finger

tiger

offer

butter

flower

tower

BOTTOM

er

Vocabulary Word Wheel

Name: \_\_\_\_\_

www.PhonicsGarden.com

TOP

## Instructions

1. Copy on to the white card stock
2. Cut out the two shapes on the dotted lines.
3. Place TOP wheel on the TOP of the BOTTOM wheel.
4. Insert split pin in the center.
5. Have students spin and read.

Cut out the words and pictures. Paste them down where they belong matching each word and picture.

er

ur






tower

flower

turtle

hurt

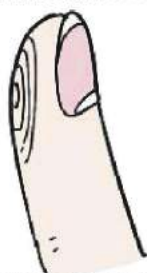


finger

butter


surf

curl



Connect the /er/ Letter Blend words with the **er**.

Connect the words that are NOT part of the /er/ Letter Blend with the **X**.



Practice writing your /er/ words.

_____	_____	_____
_____	_____	_____
_____	_____	_____
_____	_____	_____
_____	_____	_____



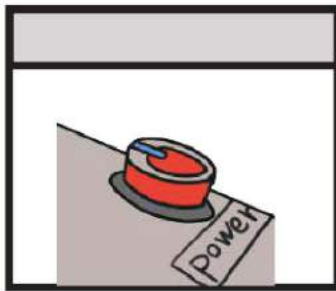




What  
is in the

er house?

er



When you are done cutting and pasting your words, finish the sentence below. Add a full-stop period.

A \_\_\_\_\_, \_\_\_\_\_, \_\_\_\_\_, and  
\_\_\_\_\_ are in the house

Write the missing letters below. Cut out the boxes and glue the top flap onto the matching picture. ✂

pow

lett

butt


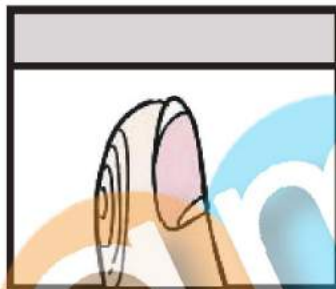


tow



What  
is in the

er

er house?



When you are done cutting and pasting your words, finish the sentence below. Add a full-stop period.

A \_\_\_\_\_, \_\_\_\_\_, \_\_\_\_\_, and  
\_\_\_\_\_, are in the house

Write the missing letters below. Cut out the boxes and glue the top flap onto the matching picture. ✂

flow

ott


fing


tig

Cut out each of the puzzle pieces and glue them where they belong.


tower	flower
tiger	otter
butter	finger
letter	power
_____er	_____er


Scissors icon








Scissors icon












Scissors icon






Color the word box that goes with the picture.


Write the words below.

**1**




finger	otter
--------	-------

**2**




butter	otter
--------	-------

**3**




butter	power
--------	-------

**4**



power	tiger
-------	-------

**5**




tiger	letter
-------	--------

**6**




tower	finger
-------	--------

**7**



tower	letter
-------	--------

**8**



power	flower
-------	--------

1

2

3

4

5

6

7

8

Write the letters in the correct order to make the word that matches the picture.

1



ow

fl

er

2

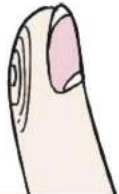


tt

er

o

3



ing

er

f

4



ett

er

l

5



p

er

ow

6



er

ow

t

7



utt

er

b

8



t

ig

er

Write the letters in the correct order to make the word that matches the picture.









1		o er tt	_____
2		ow fl er	_____
3		ett er l	_____
4		er utt b	_____
5		er t ow	_____
6		ow er p	_____
7		er ig er	_____
8		f er ing	_____



UNSCRAMBLE the LETTERS Write the missing letter in the circle.  
Write the letters in the correct order to make the word that matches the picture.

1		b	er	utt	_____
2		er		ow	_____
3		ett	er		_____
4			p	er	_____
5		ig		er	_____
6		f		er	_____
7		tt	er		_____
8		ow	fl		_____

Read and Write! Write the missing letter in the circle.  
Write the letters in the correct order to make the word that matches the picture.


1		<input type="text"/>	ow	fl	_____
2		er	<input type="text"/>	o	_____
3		er	<input type="text"/>	f	_____
4		er	ig	<input type="text"/>	_____
5		<input type="text"/>	ow	p	_____
6		er	<input type="text"/>	l	_____
7		er	ow	<input type="text"/>	_____
8		<input type="text"/>	utt	b	_____






Say it! Build it! Write! Color the letters that spell the picture's name. Write the word on the line.

tower flower butter otter tiger finger letter power

1 

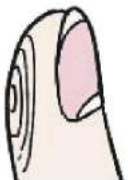
fl	oo	b	ow	ou	ld	er	nd
----	----	---	----	----	----	----	----

 \_\_\_\_\_  
 \_\_\_\_\_  
 \_\_\_\_\_

2 

gl	o	tt	ai	i	oi	er	ch
----	---	----	----	---	----	----	----

 \_\_\_\_\_  
 \_\_\_\_\_  
 \_\_\_\_\_

3 


f	ing	b	nk	i	er	mp	nk
---	-----	---	----	---	----	----	----

 \_\_\_\_\_  
 \_\_\_\_\_  
 \_\_\_\_\_

4 

t	ea	b	ig	ch	d	er	ne
---	----	---	----	----	---	----	----

 \_\_\_\_\_  
 \_\_\_\_\_  
 \_\_\_\_\_

5 


tr	sl	oa	p	ow	d	nt	er
----	----	----	---	----	---	----	----

 \_\_\_\_\_  
 \_\_\_\_\_  
 \_\_\_\_\_

6 


l	ai	b	oo	m	p	ett	er
---	----	---	----	---	---	-----	----

 \_\_\_\_\_  
 \_\_\_\_\_  
 \_\_\_\_\_

7 

fl	oi	t	ow	i	er	n	mp
----	----	---	----	---	----	---	----

 \_\_\_\_\_  
 \_\_\_\_\_  
 \_\_\_\_\_

8 

b	c	utt	ou	i	oo	er	m
---	---	-----	----	---	----	----	---

 \_\_\_\_\_  
 \_\_\_\_\_  
 \_\_\_\_\_

Say it! Build it! Write! Color the letters that spell the picture's name. Write the word on the line.

tower flower butter otter tiger finger letter power

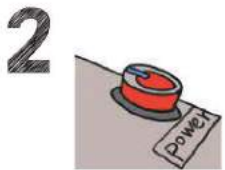


l	oo	ett	ai	ou	ld	er	nd
---	----	-----	----	----	----	----	----

\_\_\_\_\_

-----

\_\_\_\_\_




gl	br	p	ai	ow	oi	er	ct
----	----	---	----	----	----	----	----

\_\_\_\_\_

-----

\_\_\_\_\_




t	ig	oa	nk	n	ee	mp	er
---	----	----	----	---	----	----	----

\_\_\_\_\_

-----

\_\_\_\_\_



o	ea	b	tt	er	d	ck	ne
---	----	---	----	----	---	----	----

\_\_\_\_\_

-----

\_\_\_\_\_



tr	f	oa	dr	ing	d	nt	er
----	---	----	----	-----	---	----	----

\_\_\_\_\_

-----

\_\_\_\_\_



sm	t	t	ow	oa	ct	nd	er
----	---	---	----	----	----	----	----

\_\_\_\_\_

-----

\_\_\_\_\_




fl	oi	b	utt	i	er	ch	sh
----	----	---	-----	---	----	----	----

\_\_\_\_\_

-----

\_\_\_\_\_



fl	sn	ow	ou	oi	oo	er	m
----	----	----	----	----	----	----	---

\_\_\_\_\_

-----

\_\_\_\_\_

Draw a line to match the letters.

Write the words two times each.



1. fl ee er  
pr ow nt

\_\_\_\_\_

\_\_\_\_\_

\_\_\_\_\_



2. sl tt b  
o o er

\_\_\_\_\_

\_\_\_\_\_

\_\_\_\_\_



3. tr utt er  
b oi p

\_\_\_\_\_

\_\_\_\_\_

\_\_\_\_\_



4. t oy er  
fl ow le

\_\_\_\_\_

\_\_\_\_\_

\_\_\_\_\_



5. l ett nd  
sm u er

\_\_\_\_\_

\_\_\_\_\_

\_\_\_\_\_



6. p ea k  
dr ow er

\_\_\_\_\_

\_\_\_\_\_

\_\_\_\_\_

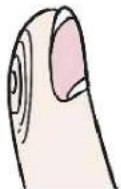


7. fr a er  
t ig sh

\_\_\_\_\_

\_\_\_\_\_

\_\_\_\_\_



8. pl ing ch  
f u er

\_\_\_\_\_

\_\_\_\_\_

\_\_\_\_\_




SEE - SAY - CUT - PASTE - READ

er set l


Cut out the letters. Glue them under the pictures to spell the words correctly.

1.




--	--	--

2.




	l	e
--	---	---

3.



--	--	--

4.



--	--	--

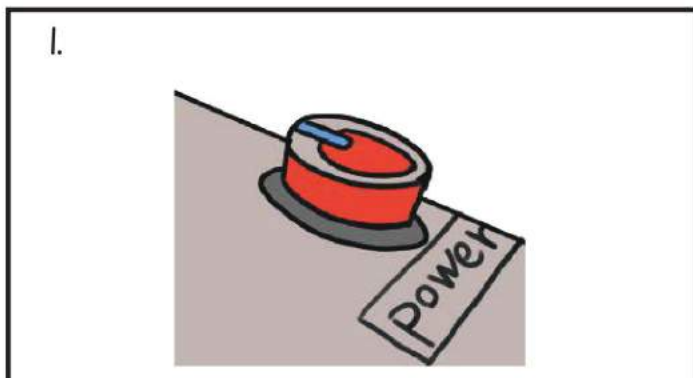
ing	ow	tt	ig	er	er
er	er	f	o	t	fl



SEE - SAY - CUT - PASTE - READ

er set 2

Cut out the letters. Glue them under the pictures to spell the words correctly.



--	--	--



--	--	--



--	--	--



--	--	--

ow

ow

ett

utt

er

er

er

er

l

p

t


b



Trace

write

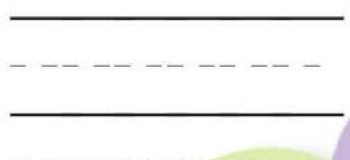
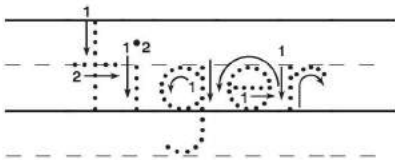
color



Trace

write


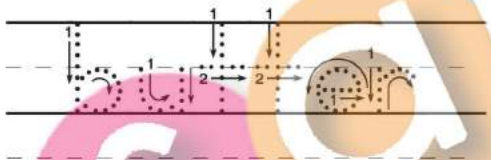
color



Trace

write

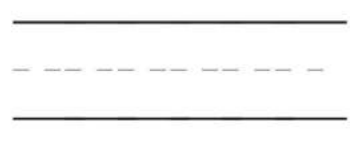
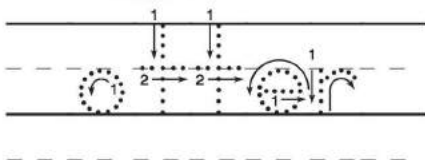
color



Trace

write

color



Write a sentence of your own using some words from above.

\_\_\_\_\_

\_\_\_\_\_

\_\_\_\_\_

\_\_\_\_\_


\_\_\_\_\_



Trace

write

color



\_\_\_\_\_

-----

\_\_\_\_\_

tower

Trace

write

color



\_\_\_\_\_

-----

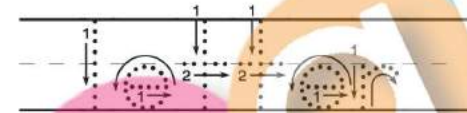
\_\_\_\_\_

finger

Trace

write

color



\_\_\_\_\_

-----

\_\_\_\_\_

letter

Trace

write

color



\_\_\_\_\_

-----

\_\_\_\_\_

power

Write a sentence of your own using some words from above.

\_\_\_\_\_

-----

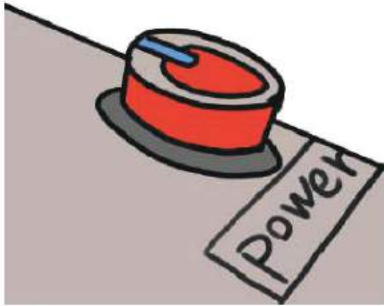
\_\_\_\_\_

-----

\_\_\_\_\_

-----

## SENTENCE BUILDING



That is a power button.

\_\_\_\_\_

\_\_\_\_\_

\_\_\_\_\_



It was a long letter.

\_\_\_\_\_

\_\_\_\_\_

\_\_\_\_\_

Cut out the words and paste them in the boxes above to make a sentence. Then, write your sentence on the line.



That	power	is	a	button .
a	long	It	was	letter .

## SENTENCE BUILDING



The tower is very tall.

\_\_\_\_\_

-----

\_\_\_\_\_




Spread the butter.

\_\_\_\_\_

-----

\_\_\_\_\_

Cut out the words and paste them in the boxes above to make a sentence. Then, write your sentence on the line. 

very	The	is	tall	tower	.
butter		the		Spread	.



## SENTENCE BUILDING



The flower is a rose.

\_\_\_\_\_

-----

\_\_\_\_\_



It is a big otter.

\_\_\_\_\_

-----

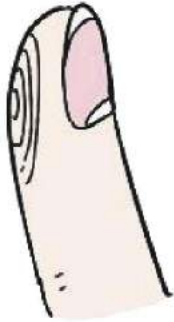
\_\_\_\_\_

Cut out the words and paste them in the boxes above to make a sentence. Then, write your sentence on the line.



rose	The	a	is	flower	.
is	otter	a	It	big	.

## SENTENCE BUILDING



She put a finger up.

---

---

---

---



Tigers run fast.

---

---

---

---

Cut out the words and paste them in the boxes above to make a sentence. Then, write your sentence on the line.



a	She	up	finger	put	.
run	Tigers		fast		.

# Let's Read the er words

Directions: To assemble your flip-book reader, cut out all the boxes along the dashed-black lines. Attach the smaller boxes on top of each other by stapling them to the shaded gray area indicated. The top box has the word "Name" on it.



Front Cover

Flip-Book Page 1 of 4

Back Page

Flip-Book

Name \_\_\_\_\_

My book of er words.

Flip-Book

A

B

er






B — —	ow	www.PhonicsGarden.com	B — —	tt	www.PhonicsGarden.com
B — —	ing	www.PhonicsGarden.com	B — —	ia	www.PhonicsGarden.com
B — —	ow	www.PhonicsGarden.com	B — —	ett	www.PhonicsGarden.com
B — —	tt	www.PhonicsGarden.com	B — —	ow	www.PhonicsGarden.com






A \_\_\_\_\_



A \_\_\_\_\_




A \_\_\_\_\_




A \_\_\_\_\_



A \_\_\_\_\_



A \_\_\_\_\_



After you have finished assembling your word wheel, practice writing each word as you spin the wheel. Spin, read, and write your new words!

Write each /er/ word from your flip-book 2 times each.

tower

\_\_\_\_\_

-----

\_\_\_\_\_

\_\_\_\_\_

-----

\_\_\_\_\_

otter

\_\_\_\_\_

-----

\_\_\_\_\_

\_\_\_\_\_

-----

\_\_\_\_\_

tiger

\_\_\_\_\_

-----

\_\_\_\_\_

\_\_\_\_\_

-----

\_\_\_\_\_

letter

\_\_\_\_\_

-----

\_\_\_\_\_

\_\_\_\_\_

-----

\_\_\_\_\_

finger

\_\_\_\_\_

-----

\_\_\_\_\_

\_\_\_\_\_

-----

\_\_\_\_\_

flower

\_\_\_\_\_

-----

\_\_\_\_\_

\_\_\_\_\_

-----

\_\_\_\_\_

butter

\_\_\_\_\_

-----

\_\_\_\_\_

\_\_\_\_\_

-----

\_\_\_\_\_

power

\_\_\_\_\_

-----

\_\_\_\_\_



\_\_\_\_\_

-----

\_\_\_\_\_





A \_\_\_\_\_



www.PhonicsGarden.com

A \_\_\_\_\_



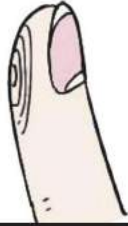







www.PhonicsGarden.com



Directions: Cut out the letters and build the words to match the pictures.

# See It! Build It!

		tt				ow	
			er				
		ow					er
	t	ow			b		er

Directions: Draw and write two of your own /er/ words in the boxes below.

--	--	--	--	--	--	--	--

o f er ing fl t ig er er er er p l

ett

utt

Directions: Read the sentence and match the picture to it.

# Match It!

Set 1



That is a power button.



It was a long letter.



The tower is very tall.



Spread the butter.




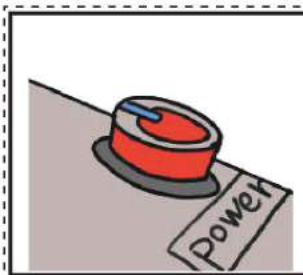


Directions: Draw and write your own /er/ word sentence.

\_\_\_\_\_

-----

\_\_\_\_\_




Directions: Read the sentence and match the picture to it.

# Match It!

Set 2



The flower is a rose.



It is a big otter.



She put a finger up.



Tigers run fast.






Directions: Draw and write your own /er/ word sentence.

\_\_\_\_\_

-----

\_\_\_\_\_

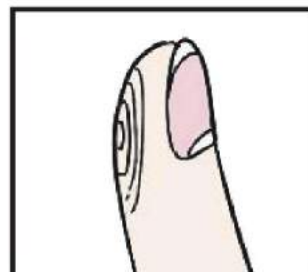




Directions: Read the sentence and write the missing word in the blank. Use the pictures to help you.

Set 1  
FILL IT!

1 This is a \_\_\_\_\_.




2 \_\_\_\_\_s are pretty.



3 It's a brown \_\_\_\_\_.



4 It's a very beautiful \_\_\_\_\_.



5 Directions: Draw and write your own /er/ word sentence.

\_\_\_\_\_

-----

\_\_\_\_\_

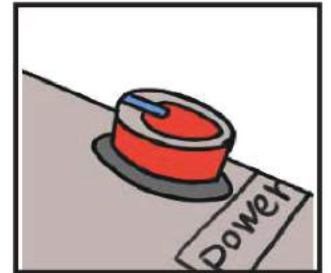


finger    flower    tiger    otter

Directions: Read the sentence and write the missing word in the blank. Use the pictures to help you.

# FILL IT!

1 The \_\_\_\_\_ button.




2 It's a short \_\_\_\_\_.



3 She looks up at the \_\_\_\_\_.



4 She spread \_\_\_\_\_ on her bread.



5 Directions: Draw and write your own /er/ word sentence.

\_\_\_\_\_

-----

\_\_\_\_\_



letter    power    tower    butter

Directions: Trace the words  
and draw a matching picture.

er DRAW IT!

tower

tiger

flower

finger

letter

letter

tiger

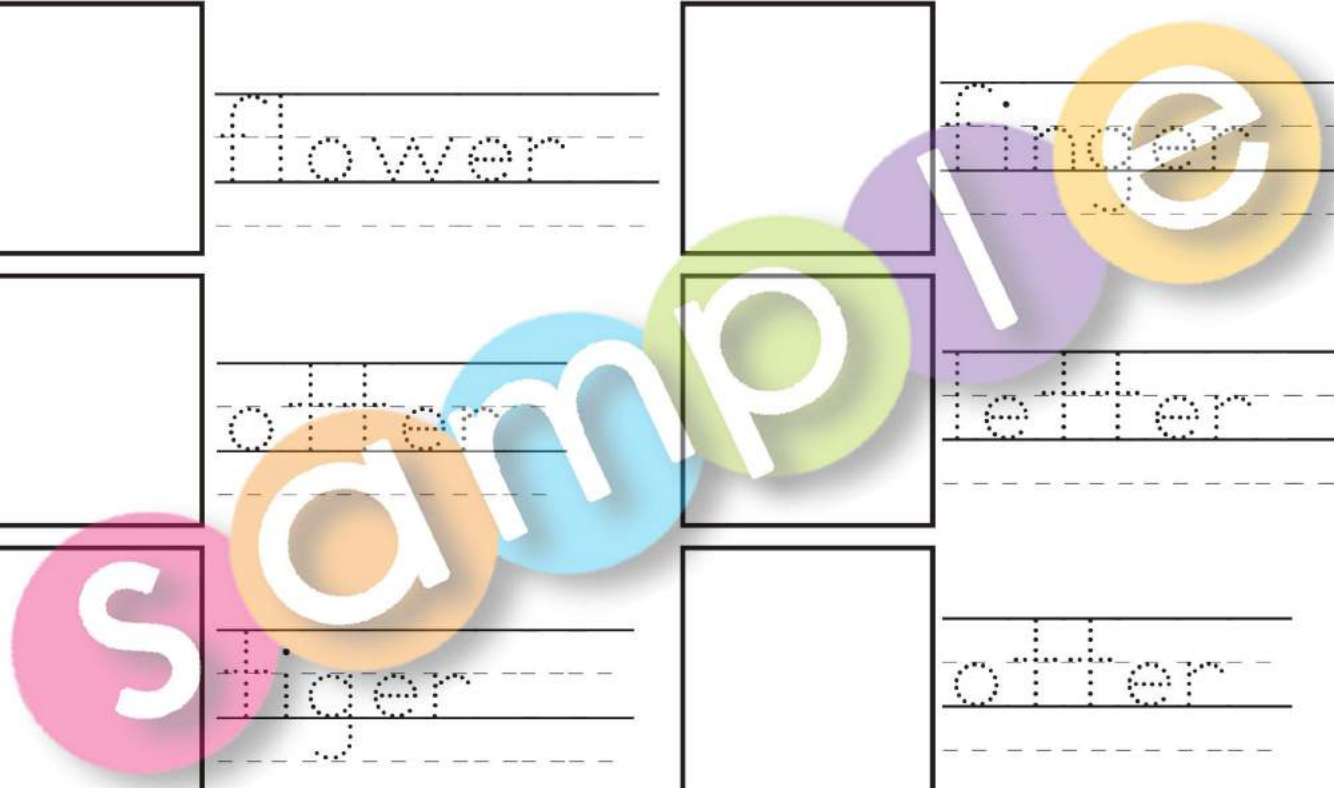
otter

power

finger

butter

flower





Directions: Look at the pictures and write the word that matches.


er WRITE IT!



\_\_\_\_\_

\_\_\_\_\_


\_\_\_\_\_



\_\_\_\_\_

\_\_\_\_\_


\_\_\_\_\_



\_\_\_\_\_

\_\_\_\_\_

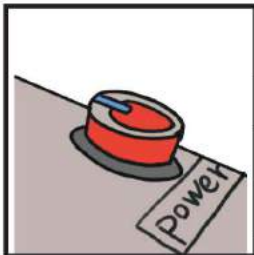
\_\_\_\_\_



\_\_\_\_\_

\_\_\_\_\_

\_\_\_\_\_



\_\_\_\_\_

\_\_\_\_\_

\_\_\_\_\_



\_\_\_\_\_

\_\_\_\_\_

\_\_\_\_\_



\_\_\_\_\_

\_\_\_\_\_

\_\_\_\_\_




\_\_\_\_\_

\_\_\_\_\_

\_\_\_\_\_

Directions: Draw and write your own /er/ words.



\_\_\_\_\_

\_\_\_\_\_


\_\_\_\_\_



\_\_\_\_\_

\_\_\_\_\_

\_\_\_\_\_



\_\_\_\_\_

\_\_\_\_\_

\_\_\_\_\_



\_\_\_\_\_


\_\_\_\_\_

\_\_\_\_\_

Directions: Circle the words that belong with the /er/ Letter Blend.

CIRCLE IT!

tower



turtle

flower

hurt

finger

surf

flower

turn

letter

curl

tiger

power

butter

church

photo

tower

otter

Directions: Draw a line to connect the picture with the word it matches.

## CONNECT IT

a



b



c



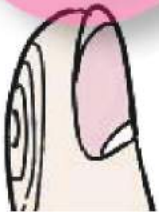
d



e



f



g



h



1. letter

2. flower

3. tower

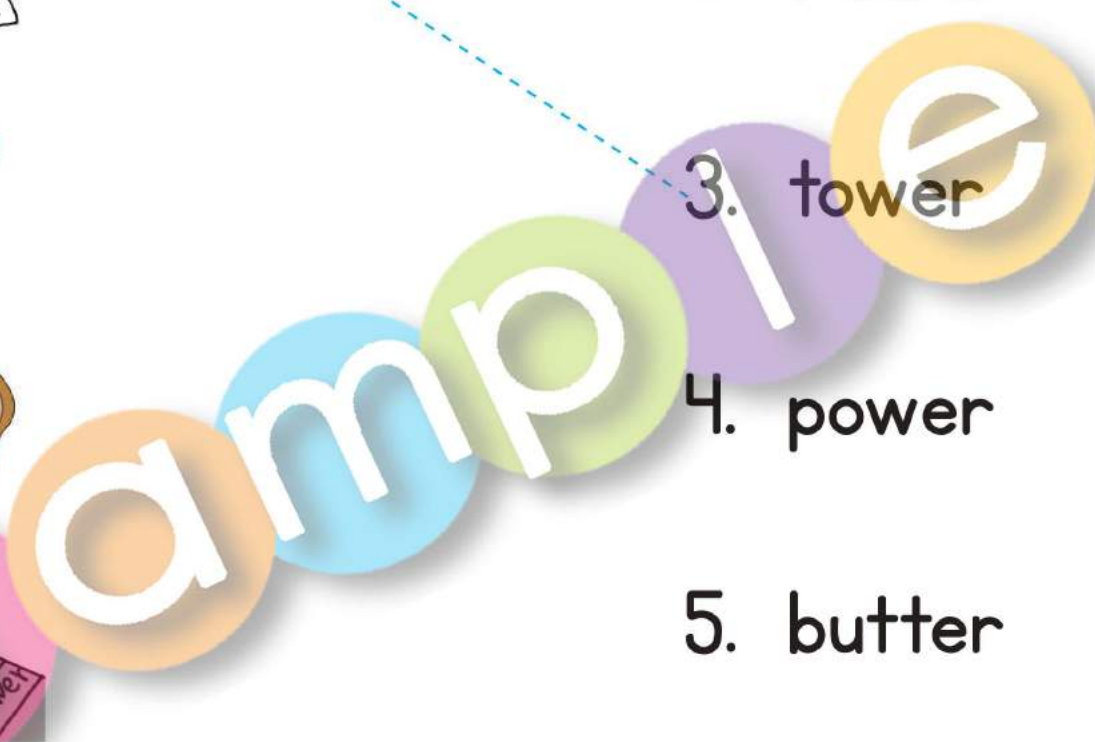
4. power

5. butter

6. otter

7. finger

8. tiger









Choose words from today's lesson. Write and draw them below.

<p>1.</p>          <p>Word: _____</p> <p>_____</p> <p>_____</p> <p>_____</p>	<p>2.</p>          <p>Word: _____</p> <p>_____</p> <p>_____</p> <p>_____</p>
<p>3.</p>          <p>Word: _____</p> <p>_____</p> <p>_____</p> <p>_____</p>	<p>4.</p>          <p>Word: _____</p> <p>_____</p> <p>_____</p> <p>_____</p>



Choose words from today's lesson. Write and draw them below.

<p>1.</p>     <p>Word: _____</p> <p>_____</p> <p>_____</p>	<p>2.</p>     <p>Word: _____</p> <p>_____</p> <p>_____</p>
<p>3.</p>     <p>Word: _____</p> <p>_____</p> <p>_____</p>	<p>4.</p>     <p>Word: _____</p> <p>_____</p> <p>_____</p>

# I Can Read and Match

Trace each word, then match them to the correct picture.

butter

1

a



otter

2

b



finger

3

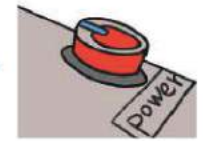
c



power

4

d



letter

5

e



tower

6

f



tiger

7

g



flower

8

h



Draw and write a story using as many words from the right as you can!



tower



flower



power



letter



tiger



otter



butter



finger

Sample



Draw and write two sentences using some of the words to the right.



tower



flower



power



letter



tiger



otter



butter



finger








Blank writing area for drawing and writing the first sentence.

Handwriting practice lines with a dashed midline. A large, colorful watermark reading 'sample' is overlaid on this section.


Blank writing area for drawing and writing the second sentence.

Handwriting practice lines with a dashed midline.

Circle the correct word and write it on the line. Add a full-stop period to each sentence.

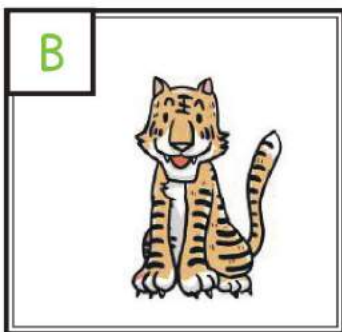
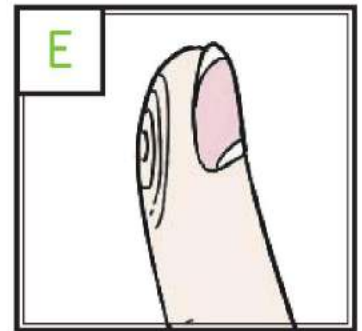
1.		tower flower	The _____ is pink
2.		flower butter	_____ is tasty
3.		letter otter	It is a big _____
4.		otter power	It has _____
5.		power finger	Index _____
6.		tower tiger	It is a big _____
7.		tiger tower	It's a baby _____

Match the pictures to their sentences by writing the correct letters in the box.




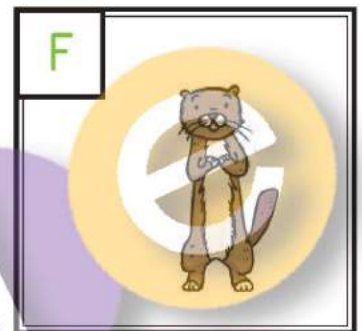

She put a finger up.

That is a power button.




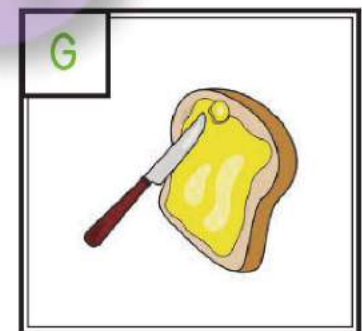

It is a big otter.

Tigers run fast.



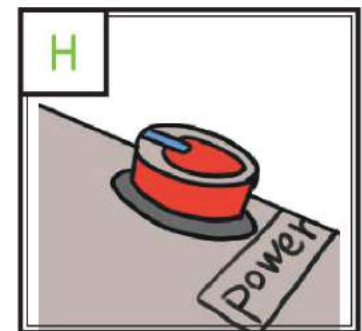

It was a long letter.

The tower is very tall.




The flower is a rose.

Spread the butter.



Write a great sentence of your own on the lines below.

---



---



---



---





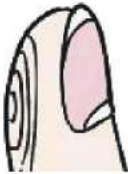





























---



---



Use the word box to help you answer each question or statement below.

<p>1. It's a very beautiful _____.</p>  <p>_____</p>	<p>2. It's a brown _____.</p>  <p>_____</p>	<p>3. You have five _____s.</p>  <p>_____</p>	<p>4. It's a big _____.</p>  <p>_____</p>								
<p>5. The _____ button is red.</p>  <p>_____</p>	<p>6. It's a short _____.</p>  <p>_____</p>	<p>7. She looks up at the _____.</p>  <p>_____</p>	<p>8. She spread _____ on her bread.</p>  <p>_____</p>								
<p>Word Box</p> <table style="width: 100%; border: none;"> <tr> <td style="text-align: center;"> tower</td> <td style="text-align: center;"> tiger</td> <td style="text-align: center;"> butter</td> <td style="text-align: center;"> finger</td> </tr> <tr> <td style="text-align: center;"> flower</td> <td style="text-align: center;"> letter</td> <td style="text-align: center;"> otter</td> <td style="text-align: center;"> power</td> </tr> </table>				 tower	 tiger	 butter	 finger	 flower	 letter	 otter	 power
 tower	 tiger	 butter	 finger								
 flower	 letter	 otter	 power								

Use words from above and write a great sentence of your own on the lines below.

\_\_\_\_\_

\_\_\_\_\_

\_\_\_\_\_

\_\_\_\_\_

\_\_\_\_\_

\_\_\_\_\_

\_\_\_\_\_

\_\_\_\_\_

Cut and paste the words on the right in alphabet order.

Cut & Paste



flower



otter



finger



tiger



tower



letter



butter




Sample

# Cut & Paste

Cut and paste the pictures. Then write each word 2 times each.

flower

flower

\_\_\_\_\_

-----

\_\_\_\_\_

otter

otter

\_\_\_\_\_

-----

\_\_\_\_\_

tower

tower

\_\_\_\_\_

-----

\_\_\_\_\_

butter

butter

\_\_\_\_\_

-----

\_\_\_\_\_

finger

finger

\_\_\_\_\_

-----

\_\_\_\_\_

tiger

tiger

\_\_\_\_\_

-----

\_\_\_\_\_

letter

letter

\_\_\_\_\_

-----

\_\_\_\_\_



Example



# Cut & Paste

Cut and paste the pictures. Then write each word 2 times each.

flower

flower

\_\_\_\_\_

-----

\_\_\_\_\_

tiger

tiger

\_\_\_\_\_

-----

\_\_\_\_\_

butter

butter

\_\_\_\_\_

-----

\_\_\_\_\_

tower

tower

\_\_\_\_\_

-----

\_\_\_\_\_

finger

finger

\_\_\_\_\_

-----

\_\_\_\_\_

otter

otter

\_\_\_\_\_

-----

\_\_\_\_\_

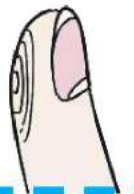
letter

letter

\_\_\_\_\_

-----

\_\_\_\_\_




Example

Sort the words to make a great sentence on the lines below.

**tower**

**The**



is  
e

**big.**

**very**

www.PhonicsGarden.com

Write a sentence of your own about the picture.

Sort the words to make a great sentence on the lines below.

short

letter.



It

e

was

a

www.PhonicsGarden.com

Write a sentence of your own about the picture.



Sort the words to make a great sentence on the lines below.

I



love

flowers.

www.PhonicsGarden.com

Write a sentence of your own about the picture.

Sort the words to make a great sentence on the lines below.

It

on



power

said

Handwriting practice lines consisting of a solid top line, a dashed middle line, and a solid bottom line.

Write a sentence of your own about the picture.

Handwriting practice lines consisting of a solid top line, a dashed middle line, and a solid bottom line.

Sort the words to make a great sentence on the lines below.

well.

The



very

swims

otter

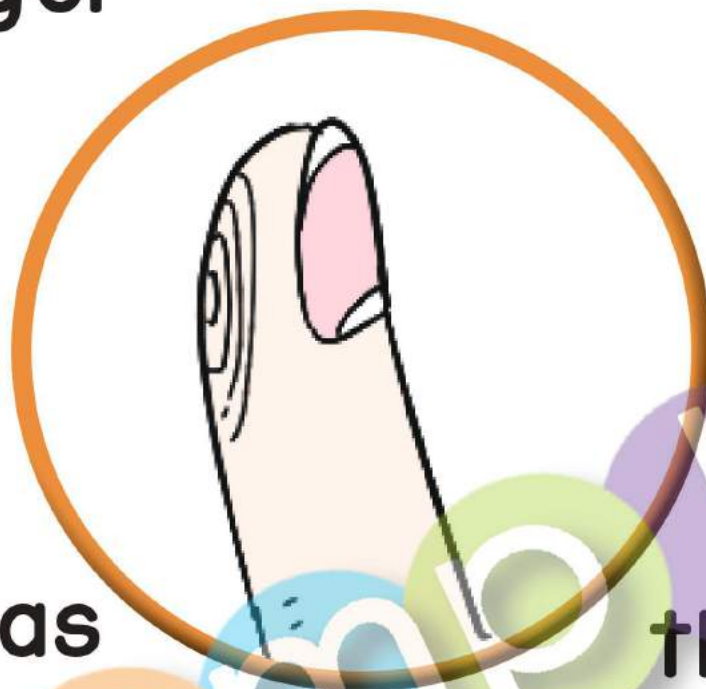
Write a sentence of your own about the picture.



Sort the words to make a great sentence on the lines below.

finger

His



so

e

was

thin.

www.PhonicsGarden.com

\_\_\_\_\_

\_\_\_\_\_

\_\_\_\_\_

\_\_\_\_\_

Write a sentence of your own about the picture.

\_\_\_\_\_

\_\_\_\_\_

\_\_\_\_\_

\_\_\_\_\_

Sort the words to make a great sentence on the lines below.

The

tiger



smart.

is

very

s

d

r

m

l

e

www.PhonicsGarden.com

\_\_\_\_\_

-----

\_\_\_\_\_

\_\_\_\_\_

-----

\_\_\_\_\_

Write a sentence of your own about the picture.

\_\_\_\_\_

-----

\_\_\_\_\_

\_\_\_\_\_

-----

\_\_\_\_\_

Sort the words to make a great sentence on the lines below.

**melted**

**Pour**



**bread.v**

**over**

**butter**

www.PhonicsGarden.com

Write a sentence of your own about the picture.



# I Say, Spell, Cut and Paste

er  
Word Spelling

Say, Trace, Cut & Paste, and Spell each picture word correctly.



--	--

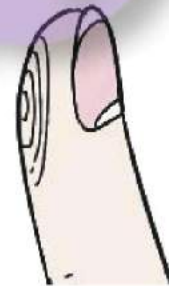
www.PhonicsGarden.com



	e
--	---



s	
---	--



--	--

Trace on the inside of the letters. Then cut them out and glue them down to spell the pictures above.

er

er

flow

pow

er

er


ott

fing

# I Say, Spell, Cut and Paste

er  
Word Spelling

Say, Trace, Cut & Paste, and Spell each picture word correctly.



--	--

www.PhonicsGarden.com



--	--



--	--












--	--

Trace on the inside of the letters. Then cut them out and glue them down to spell the pictures above.

er	er	butt	tow
er	er	lett	tig



Look at each picture. Circle the correct word..

<p>1</p>  <p>otter flower letter</p>	<p>2</p>  <p>letter flower tower</p>	<p>3</p>  <p>tiger tower flower</p>
<p>4</p>  <p>finger butter power</p>	<p>5</p>  <p>power tiger otter</p>	<p>6</p>  <p>flower letter tiger</p>
<p>7</p>  <p>flower power finger</p>	<p>8</p>  <p>flower letter tower</p>	<p>9</p>  <p>tower flower letter</p>
<p>very is tower The tall in size.</p>		

Sort the words above to make a great sentence below.

---



---



---



---



---



---






# See, Say, and Spell - Blends - er

Write the missing letters to complete the words below.

tower flower offer finger tiger butter power letter



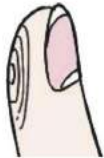
\_\_\_\_\_er



\_\_\_\_\_tle



\_\_\_\_\_er



\_\_\_\_\_er



\_\_\_\_\_f



\_\_\_\_\_er



\_\_\_\_\_er



\_\_\_\_\_se



\_\_\_\_\_er



\_\_\_\_\_n



\_\_\_\_\_l



\_\_\_\_\_er



\_\_\_\_\_t












\_\_\_\_\_er



# MEMORY GAME

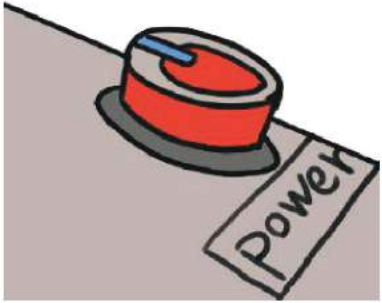








 <a href="http://www.PhonicsGarden.com">www.PhonicsGarden.com</a>	 <a href="http://www.PhonicsGarden.com">www.PhonicsGarden.com</a>	 <a href="http://www.PhonicsGarden.com">www.PhonicsGarden.com</a>
 <a href="http://www.PhonicsGarden.com">www.PhonicsGarden.com</a>	 <a href="http://www.PhonicsGarden.com">www.PhonicsGarden.com</a>	 <a href="http://www.PhonicsGarden.com">www.PhonicsGarden.com</a>
 <a href="http://www.PhonicsGarden.com">www.PhonicsGarden.com</a>	 <a href="http://www.PhonicsGarden.com">www.PhonicsGarden.com</a>	 <a href="http://www.PhonicsGarden.com">www.PhonicsGarden.com</a>



# MEMORY GAME



 <p>www.PhonicsGarden.com</p>	 <p>www.PhonicsGarden.com</p>	 <p>www.PhonicsGarden.com</p>
 <p>www.PhonicsGarden.com</p>	 <p>www.PhonicsGarden.com</p>	 <p>www.PhonicsGarden.com</p>
 <p>www.PhonicsGarden.com</p>	<p>www.PhonicsGarden.com</p>	<p>www.PhonicsGarden.com</p>

# MEMORY GAME



**flower**

[www.PhonicsGarden.com](http://www.PhonicsGarden.com)

**flower**

[www.PhonicsGarden.com](http://www.PhonicsGarden.com)

**otter**

[www.PhonicsGarden.com](http://www.PhonicsGarden.com)

**otter**

[www.PhonicsGarden.com](http://www.PhonicsGarden.com)

**finger**

[www.PhonicsGarden.com](http://www.PhonicsGarden.com)

**finger**

[www.PhonicsGarden.com](http://www.PhonicsGarden.com)

**tiger**

[www.PhonicsGarden.com](http://www.PhonicsGarden.com)

**tiger**

[www.PhonicsGarden.com](http://www.PhonicsGarden.com)

**power**

[www.PhonicsGarden.com](http://www.PhonicsGarden.com)



# MEMORY GAME



**power**

[www.PhonicsGarden.com](http://www.PhonicsGarden.com)

**letter**

[www.PhonicsGarden.com](http://www.PhonicsGarden.com)

**letter**

[www.PhonicsGarden.com](http://www.PhonicsGarden.com)

**tower**

[www.PhonicsGarden.com](http://www.PhonicsGarden.com)

**tower**

[www.PhonicsGarden.com](http://www.PhonicsGarden.com)

**butter**

[www.PhonicsGarden.com](http://www.PhonicsGarden.com)

**butter**

[www.PhonicsGarden.com](http://www.PhonicsGarden.com)









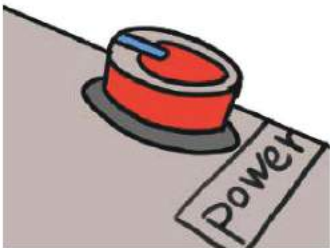
[www.PhonicsGarden.com](http://www.PhonicsGarden.com)

[www.PhonicsGarden.com](http://www.PhonicsGarden.com)










FLASH CARDS



 <b>flower</b> www.PhonicsGarden.com	 <b>flower</b> www.PhonicsGarden.com	 <b>otter</b> www.PhonicsGarden.com
 <b>otter</b> www.PhonicsGarden.com	 <b>finger</b> www.PhonicsGarden.com	 <b>finger</b> www.PhonicsGarden.com
 <b>tiger</b> www.PhonicsGarden.com	 <b>tiger</b> www.PhonicsGarden.com	 <b>power</b> www.PhonicsGarden.com

# FLASH CARDS



 <p><b>power</b></p> <p><a href="http://www.PhonicsGarden.com">www.PhonicsGarden.com</a></p>	 <p><b>letter</b></p> <p><a href="http://www.PhonicsGarden.com">www.PhonicsGarden.com</a></p>	 <p><b>letter</b></p> <p><a href="http://www.PhonicsGarden.com">www.PhonicsGarden.com</a></p>
 <p><b>tower</b></p> <p><a href="http://www.PhonicsGarden.com">www.PhonicsGarden.com</a></p>	 <p><b>tower</b></p> <p><a href="http://www.PhonicsGarden.com">www.PhonicsGarden.com</a></p>	 <p><b>butter</b></p> <p><a href="http://www.PhonicsGarden.com">www.PhonicsGarden.com</a></p>
 <p><b>butter</b></p> <p><a href="http://www.PhonicsGarden.com">www.PhonicsGarden.com</a></p>	<p><a href="http://www.PhonicsGarden.com">www.PhonicsGarden.com</a></p>	<p><a href="http://www.PhonicsGarden.com">www.PhonicsGarden.com</a></p>