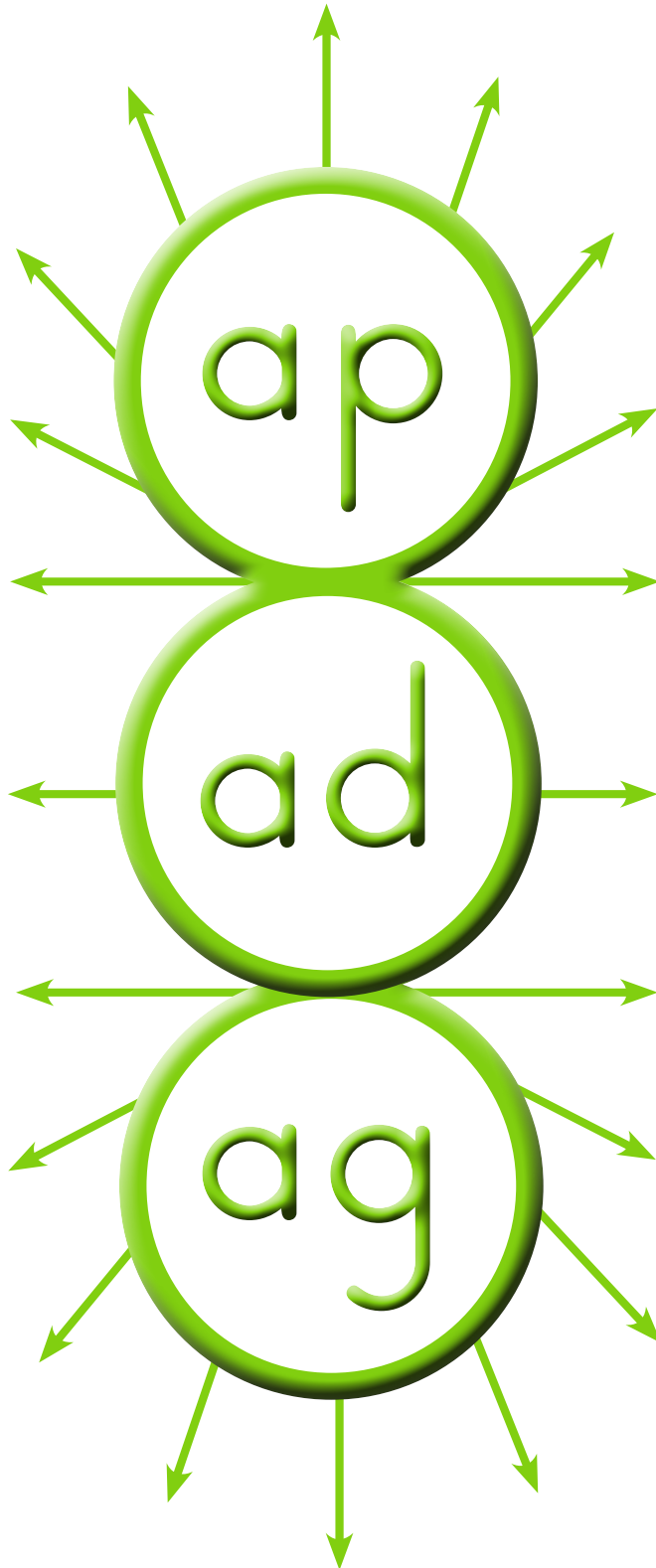
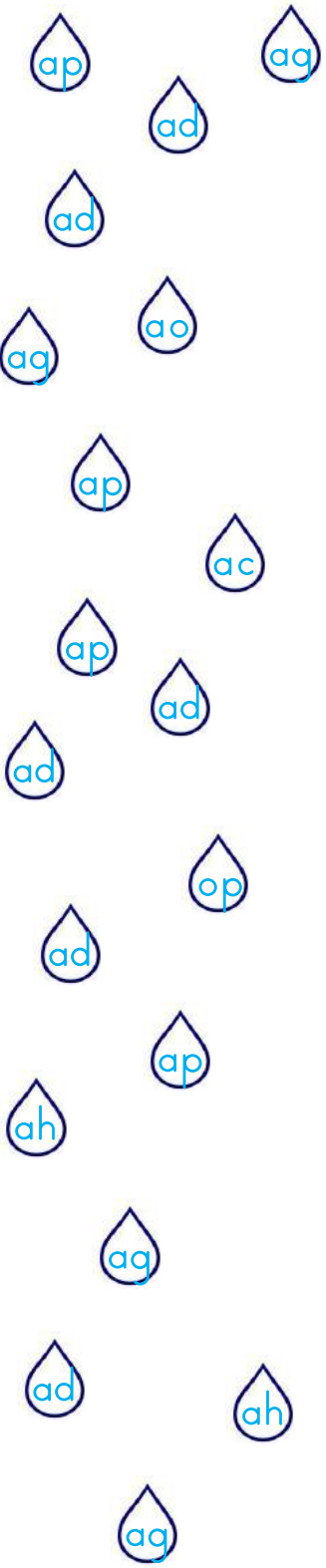


Brainstorm as many ap, ad and ag words as you can. Write them on in the space below.

Word Storm



Color all the raindrops with /ag/ & /ad/ dark blue. Color all the raindrops with /ap/ light blue.




write the missing letter to complete each short ag, ap and ad word.

1



g _

2



f _

3



d _ d _

4



g _ d _

5



s _ d _

6



b _ g _

7



t _ p _

8



m _ a _

9




r _ g _

10




t _ g _

11



b _ d _

12



m _ p _

Draw a line to match the rhyming words.



bad

mad



gag

bag



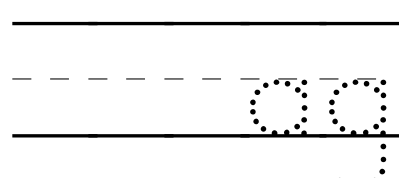
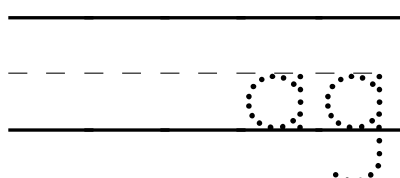
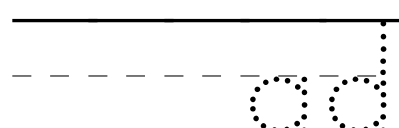
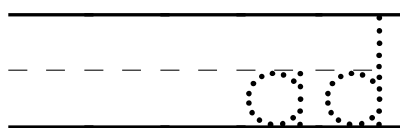
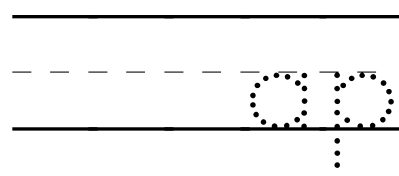
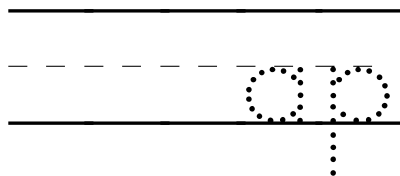
tap

map



tag

rag



sad

cap



flag

gag



snap

bad



bag

tag



Trace each word, then match them to the correct picture.



1.

sad

2.

bad

3.

map

4.

top

5.

cap

6.

mad

dinosaur. is on Dad the

Sort the words above to make a te sentence below.

Trace each word, then match them to the correct picture.

rag

1.




gag

2.



snop

3.



flag

4.



trap

5.



nap










6.












the flag finger. on The is

Sort the words above to make a complete sentence below.

Fill in the missing letters to write each word correctly.

<p>1</p>  <p>_____</p> <p>d d</p>	<p>2</p>  <p>_____</p> <p>a p</p>	<p>3</p>  <p>_____</p> <p>t a</p>
<p>4</p>  <p>_____</p> <p>s d</p>	<p>5</p>  <p>_____</p> <p>b g</p>	<p>6</p>  <p>_____</p> <p>a d</p>
<p>7</p>  <p>_____</p> <p>g g</p>	<p>8</p>  <p>_____</p> <p>f g</p>	<p>9</p>  <p>_____</p>
<p>bat got The big, a gag. bad</p>		

Circle the correct word and write it on the line.


<p>1</p>  <p>flag vlag</p> <p>_____</p> <p>-----</p> <p>_____</p>	<p>2</p>  <p>rag cag</p> <p>_____</p> <p>-----</p> <p>_____</p>	<p>3</p>  <p>tag dag</p> <p>_____</p> <p>-----</p> <p>_____</p>
<p>4</p>  <p>cnap snap</p> <p>_____</p> <p>-----</p> <p>_____</p>	<p>5</p>  <p>sad tad</p> <p>_____</p> <p>-----</p> <p>_____</p>	<p>6</p>  <p>mad nag</p> <p>_____</p> <p>-----</p> <p>_____</p>
<p>7</p>  <p>gag pag</p> <p>_____</p> <p>-----</p> <p>_____</p>	<p>8</p>  <p>dag bag</p> <p>_____</p> <p>-----</p> <p>_____</p>	<p>9</p> 
<p>on apple An is the bag.</p>		

Sort the words above to make a complete sentence below.

Draw a line to match the letters. Then spell the picture word correctly two times.



1. d a n
b e g



2. b a t
f e d



3. t e p
p a n



4. t o g
d a p



5. m e d
h a n



6. s e d
w a p



7. c a t
b o d



8. m e t
j a p


Color in the letter with the sentence that matches the picture to its left.



- A A bad rat has ham.
- B A bad rat is in a ham.
- C A bad rat is on the ham.



- A Dad and a tot are on the mat.
- B Dad is not on a mat.
- C Dad did not have a tot.



- A The hat is over the tree.
- B The hat is under the tree.
- C The hat is on the tree.



- A The rat eats a map.
- B The rat is sad with a map.
- C The rat is happy with a map.



- A This is a map.
- B This is a pad.
- C This is not a pad.

Say each picture word out loud. Listen to the sounds within the word.

Do you hear the letter sound /a/ /ad/ /ag/ at the beginning, middle or end?

Write the letter where you hear the sound.



Three empty circles for writing the letter.



Three empty circles for writing the letter.




Three empty circles for writing the letter.



Three empty circles for writing the letter.



Three empty circles for writing the letter.



Three empty circles for writing the letter.




Three empty circles for writing the letter.



Three empty circles for writing the letter.




Three empty circles for writing the letter.



Three empty circles for writing the letter.



Three empty circles for writing the letter.



Three empty circles for writing the letter.



Three empty circles for writing the letter.



Three empty circles for writing the letter.



Three empty circles for writing the letter.



Look at the pictures and the letters. What letters are missing?
Write in the missing letters in the circles provided.
Then write the word two more times on the line.

1	m		p		_____	_____
2	t		p		_____	_____
3	c		p		_____	_____
4	h		t		_____	_____
5	p		g		_____	_____
6	c		p		_____	_____
7	w		t		_____	_____
8	b		n		_____	_____

Look at the pictures and the letters. What letters are missing?
Write in the missing letters in the circles provided.
Then write the word two more times on the line.

1 () a d



2 () la d



3 () a d



4 () a g



5 () a p



6 () a t



7 () la p



8 () a p



Look at the pictures and the letters. What letters are missing?
Write in the missing letters in the circles provided.
Then write the word two more times on the line.

1 m a



2 g a



3 f a



4 r e



5 c oa



6 m oo



7 j e



8 b a



Look at the pictures and letters below. Circle the word within the line of letters.

bell

castle

bench

camel

cactus

camera

clock

shells

coat

cook

cake

car

clown

carrot

crayon

cot

cane

comb

cowboy

canoe

1



Sjfhslagjisdhfgsd

2



ksdjfclowngdjhg

3

10


ajdhgajtenajhdja

4



ajdcarrotdfwde

5



kjsfcactusjadad

6



owidowhmdadaoi

7



aodhoeucombiue

8



skjbskebageuhfo

9



benchjhefgjhfnbb

10



jgfsjdfksjdshellsf

11



kjdbehwitrapkajb

12



skjfbejicrayonkjfe

13



akhbdeiwsnapksjb

14



skjfbeiwtimekajb

15



skjbiwefatsfjprw

16



skjbfewiwitagajk

17



kabdwheqidadlnc

18



aksjbcdwqbibella

19



ahsbdehiqbadajfo

20



akhebdehkqcotakj

Look at the pictures and letters below.
Circle the word within the line of letters.
Draw a line to its matching picture.

1



3



5



7



9



11



1-3

ahdecapkaedie

hegdehqutapk

sjhmap^oehfgsjhf

4-6

ajhdvjewgagak

adgehggqragka

kwejdbkewtag

7-9

kjdbweqisadka

akejbdwqnapk

akjdboewbadjn

10-12

ahdbkehgladjb

wkjdbacapajbd

akjbdsnapjsbde

2



4



6



8



10













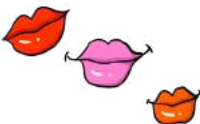





















12



































Beginning Sound

Circle the pictures in each row that have the same beginning sound as the letter in the box.

<p>m</p> <p>1</p>				
<p>e</p> <p>2</p>				
<p>b</p> <p>3</p>				
<p>r</p> <p>4</p>				
<p>l</p> <p>5</p>				
<p>f</p> <p>6</p>				
<p>a</p> <p>7</p>				
<p>g</p> <p>8</p>				

Ending Sounds

Circle the pictures in each row that have the same ending sound as the letter in the box.

<p>1</p> <p>n</p>	   
<p>2</p> <p>g</p>	   
<p>3</p> <p>b</p>	   
<p>4</p> <p>m</p>	   
<p>5</p> <p>d</p>	   
<p>6</p> <p>t</p>	   
<p>7</p> <p>s</p>	   
<p>8</p> <p>f</p>	   













Cut out the pictures below and match them to their beginning sound.

1	g	
2	k	
3	w	
4	l	
5	d	
6	b	












Make your own worksheet below by drawing pictures
and writing words to match each picture.
Have your friends draw lines to match your words to your pictures.

Draw a line to match the correct letter patterns to create the word that matches the picture.
Then write the word on the line provided.

<p>g a k k e g</p>  <p>_____</p> <p>gag</p>	<p>m e d c a p</p>  <p>_____</p>
<p>s e n t a d</p>  <p>_____</p>	<p>j a i c h r</p>  <p>_____</p>
<p>r a p b g g</p>  <p>_____</p>	<p>g o a d s l c</p>  <p>_____</p>
<p>m u p s a n</p>  <p>_____</p>	<p>f o a g c l n</p>  <p>_____</p>
<p>n a p b o h</p>  <p>_____</p>	<p>s l r p g n a</p>  <p>_____</p>
<p>f a p r a t</p>  <p>_____</p>	<p>t o h p a g</p>  <p>_____</p>

Look at the picture and write the missing letters to spell the correct vocabulary word.

<p>1</p>  <p>_____</p> <p>g g</p>	<p>2</p>  <p>_____</p> <p>lag</p>	<p>3</p>  <p>_____</p> <p>da</p>
<p>4</p>  <p>_____</p> <p>gd</p>	<p>5</p>  <p>_____</p> <p>od</p>	<p>6</p>  <p>_____</p> <p>bg</p>
<p>7</p>  <p>_____</p> <p>op</p>	<p>8</p>  <p>_____</p> <p>md</p>	<p>9</p>  <p>_____</p> <p>rg</p>

Draw lines to match the word to its picture.



tag


bad

map

snap

cap

trap



Look at the picture and circle the word that spells the correct vocabulary word.

	<p>fat fit feast</p>		<p>dad bad cap</p>
	<p>pan nappy nap</p>		<p>said sad seed</p>
	<p>trap trip treat</p>		<p>mat pam map</p>
	<p>naps pans snap</p>		<p>trap tap tip</p>
	<p>flop flag fly</p>		<p>glad gold log</p>
	<p>dam made mad</p>		<p>gab gag bag</p>

Look at the pictures. Match the number of the picture to the word.
Write the pictures number in the box beside the word.

fat	2
tap	
flag	
dad	
trap	
mad	
sad	
rag	
tag	
bat	
cap	
alligator	

1



2



3



4




5



6




7



8



9



10



11



12



The hippo is really _____ .

The _____ can catch a mouse.


_____ is getting a hug from his baby.

A _____ is not a bird, but it can fly.

The girl is crying because she is _____ .







Fill in the crossword puzzle using the picture clues below to help you.

Write words across, from left to right →. Write words down, from top to bottom ↓.



Down

Across

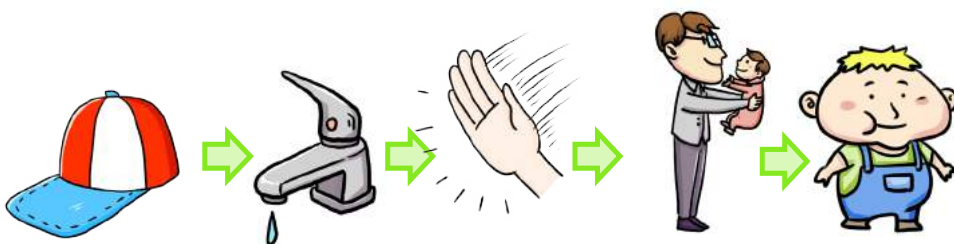

1. 	5. 
3. 	6. 
4. 	11. 

slap
ladder
nap
apple
chap
flag

2. 	9. 
7. 	10. 
8. 	12. 

glad
alligator
rocket
hat
snap
strap

Complete the maze. Follow the vocabulary words with /ap/, /ad/, and /ag/ that are spelled correctly.









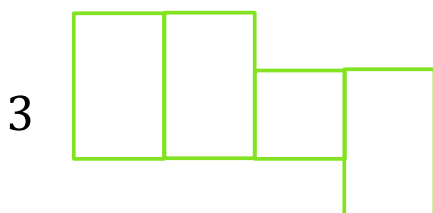

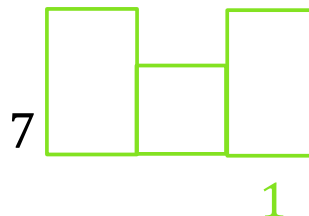

Match the words from the box to the shapes below, then find out the mystery word and write it.

bag
flag
gag

dad
glad
sad

fat
mad
rag

bad
trap
snap




Mystery Word

1 2 3 4

Look at the sentence and exchange the picture for a word.


nap clap tap glad fat

1. You cannot drink water from the  .

2. I am happy and I  my hands.

3. A cat takes a  .

4. I am  to meet you.

5. Can you catch that bad  rat?

Use vocabulary words from the box to complete the sentences below.

flag

clap

dad

nap

sad

snap

bag

bad


1. This apple is _____.
2. This girl can _____ her fingers.
3. My mom and _____ are good to me.
4. I am happy and I _____ my hands.
5. The girl looks _____ today.
6. What do you have in your _____?
7. This _____ is red and has stars on it.
8. I am tired, I need to take a _____.


9. Write a sentence of your own using one of the vocabulary words from above.

Look at the picture and write the missing letters to spell the correct vocabulary word.


- w
- s
- sn
- f
- r
- b
- t
- m


- ap
- ag
- ad
- lag
- rap
- ag
- ap
- ad








wag


























Use words from above to write interesting sentences below.

Look at the pictures and words. Which words are spelled correctly?
Circle the word that is spelled correctly.
Then write it on the line.

 <p>tad tag</p> <p>_____</p> <p>-----</p> <p>_____</p>	<p>nap sap</p> <p>_____</p> <p>-----</p> <p>_____</p> 
 <p>glad gold</p> <p>_____</p> <p>-----</p> <p>_____</p>	<p>dad bad</p> <p>_____</p> <p>-----</p> <p>_____</p> 
 <p>flap flag</p> <p>_____</p> <p>-----</p> <p>_____</p>	<p>tap sap</p> <p>_____</p> <p>-----</p> <p>_____</p> 
 <p>snap sap</p> <p>_____</p> <p>-----</p> <p>_____</p>	<p>tap cap</p> <p>_____</p> <p>-----</p> <p>_____</p> 
 <p>bog bag</p> <p>_____</p> <p>-----</p> <p>_____</p>	<p>trap trad</p> <p>_____</p> <p>-----</p> <p>_____</p> 
 <p>gag nag</p> <p>_____</p> <p>-----</p> <p>_____</p>	<p>mad mat</p> <p>_____</p> <p>-----</p> <p>_____</p> 

Unscramble the words below. Circle the words in the box that you unscramble below.


flag
snap
nap

gag
bag
trap

glad
mad

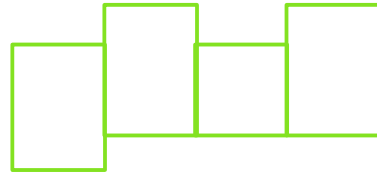
seal
spider
snow

1



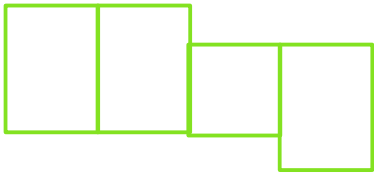
pna

2



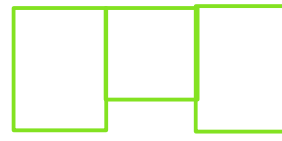
dlga

3



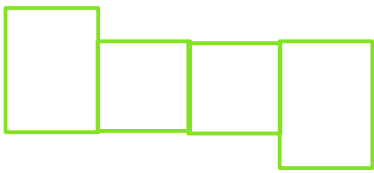
alfg

4



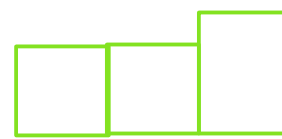
agg

5




ptar

6




dam

7











anps

8



gba

Draw a line to match the correct letter patterns to create the word that matches the picture.
Then write the word on the line provided.

<p>1</p> <p>dr ag n</p> <p>ya e on</p>   <p>dragon</p>	<p>2</p> <p>d o p</p> <p>t a l</p>  <p>_____</p> <p>-----</p> <p>_____</p>
<p>3</p> <p>m an d</p> <p>v a b</p>  <p>_____</p> <p>-----</p> <p>_____</p>	<p>4</p> <p>gl e d</p> <p>j a g</p>  <p>_____</p> <p>-----</p> <p>_____</p>
<p>5</p> <p>sh a p</p> <p>s ai d</p>  <p>_____</p> <p>-----</p> <p>_____</p>	<p>6</p> <p>r a ck</p> <p>y e g</p>  <p>_____</p> <p>-----</p> <p>_____</p>
<p>7</p> <p>wa t p</p> <p>tr a pp</p>  <p>_____</p> <p>-----</p> <p>_____</p>	<p>8</p> <p>w ap on</p> <p>d ag ng</p>  <p>_____</p> <p>-----</p> <p>_____</p>
<p>9</p> <p>ch aw p</p> <p>c a n</p>  <p>_____</p> <p>-----</p> <p>_____</p>	<p>10</p> <p>s n ag</p> <p>w l ap</p>  <p>_____</p> <p>-----</p> <p>_____</p>
<p>11</p> <p>f u ad</p> <p>h l ag</p>  <p>_____</p> <p>-----</p> <p>_____</p>	<p>12</p> <p>r a d</p> <p>d o p</p>  <p>_____</p> <p>-----</p> <p>_____</p>

Look at the scrambled words. Unscramble the letters to write the words correctly. Then match the word to its picture.

1. apnyp

nappy

2. dsa

3. abd

4. pan

5. agt

6. rtap

7. pam

8. algd

9. pta

10. fgal











Cut out the letters below. How many vocabulary-words that you have learned can you spell?
Glue the letters down to spell as many words as you can.



a

l	g	a	d	s	p	r	p	s
f	d	p	l	a	m	a	a	c
a	b	g	a	n	a	t	g	d

Cut out the letters below. How many sight-words that you have learned can you spell?
Glue the letters down to spell as many words as you can.



l	d	a	g	a	g	p	g	d
a	f	r	p	a	a	l	t	a
g	a	n	g	a	t	g	d	

Look at the scrambled words. Unscramble the letters to write the words correctly. Then match the word to its picture.

1	dr	r	g	_____
2	b	ag	on	dragon
3	t	a	ap	_____
4	f	a	p	_____
5	t	l	d	_____
6	b	a	ag	_____
7	s	a	p	_____
8	s	a	d	_____
9	m	n	ap	_____
10	g	l	ad	_____