

# Spin and Spell

Spin the spinner. Spell and write the **ut** word.



|                 |                 |
|-----------------|-----------------|
| cut   hut   jut | rut   nut   gut |
| _____           | _____           |
| _____           | _____           |
| _____           | _____           |
| _____           | _____           |
| _____           | _____           |
| _____           | _____           |
| _____           | _____           |
| _____           | _____           |
| _____           | _____           |

Which **ut** word did you spin on and write the most? Write it again here!

\_\_\_\_\_

\_\_\_\_\_

\_\_\_\_\_

Spin a picture. Read the word.

Write the word in the matching letter boxes.

Place a check mark next to the word after it is written.

cut

gut

hut

nut

rut

jut



Hint: Use a paperclip as your spinner.

S

|  |  |
|--|--|
|  |  |
|--|--|

|  |  |  |
|--|--|--|
|  |  |  |
|--|--|--|

|  |  |  |
|--|--|--|
|  |  |  |
|--|--|--|

|  |  |  |
|--|--|--|
|  |  |  |
|--|--|--|

|  |  |  |
|--|--|--|
|  |  |  |
|--|--|--|

|  |  |  |
|--|--|--|
|  |  |  |
|--|--|--|



# Spin and Build

ut



Hint: Use a paperclip as your spinner.

Spin a picture.  
Cut and paste the letters to build the matching words.



|  |  |  |
|--|--|--|
|  |  |  |
|--|--|--|



|  |  |  |
|--|--|--|
|  |  |  |
|--|--|--|



|  |  |  |
|--|--|--|
|  |  |  |
|--|--|--|



|  |  |  |
|--|--|--|
|  |  |  |
|--|--|--|



|  |  |  |
|--|--|--|
|  |  |  |
|--|--|--|



|  |  |  |
|--|--|--|
|  |  |  |
|--|--|--|

Write your words on the lines.

|       |       |       |
|-------|-------|-------|
| _____ | _____ | _____ |
| _____ | _____ | _____ |
| _____ | _____ | _____ |
| _____ | _____ | _____ |

cut    hut    jut    rut    nut    gut



|   |   |   |   |   |   |   |   |   |
|---|---|---|---|---|---|---|---|---|
| u | u | u | u | u | u | t | t | t |
| t | t | t | c | j | g | r | n | h |




# Spin, Color, and Win!

Each player takes a turn to spin a picture and color the matching word.  
First player to color all words wins the game.

Set One



# ut



player 1

player 2

|     |     |     |
|-----|-----|-----|
| cut | nut | rut |
| rut | cut | hut |
| hut | nut | cut |
| gut | cut | nut |
| cut | jut | hut |

|         |     |     |
|---------|-----|-----|
| gut     | hut | gut |
| jut     | nut | jut |
| hut     | rut | hut |
| gut nut | hut | nut |
| cut     | rut | gut |





Set Two

Spin, Color, and Win!

Each player takes a turn to spin a picture and color the matching word.  
 First player to color all words wins the game.



ut



player 1

player 2

|       |      |       |
|-------|------|-------|
| jut   | gut  | shut  |
| strut | shut | gut   |
| rut   | cut  | strut |
| strut | shut | gut   |
| gut   | jut  | shut  |

|       |       |       |
|-------|-------|-------|
| rut   | gut   | strut |
| gut   | strut | rut   |
| strut | gut   | shut  |
| rut   | strut | gut   |
| shut  | rut   | shut  |

Make Your Own: #1

# Spin, Color, and Win!

Each player takes a turn to spin a picture and color the matching word.  
First player to color all words wins the game.



player 1



player 2


|  |  |  |  |  |
|--|--|--|--|--|
|  |  |  |  |  |
|  |  |  |  |  |
|  |  |  |  |  |
|  |  |  |  |  |

|  |  |  |  |  |
|--|--|--|--|--|
|  |  |  |  |  |
|  |  |  |  |  |
|  |  |  |  |  |
|  |  |  |  |  |










cut




gut

hut



nut

rut



jut

strut



shut





cut




www.PhonicsGarden.com

hut



www.PhonicsGarden.com

cut




www.PhonicsGarden.com

nut



www.PhonicsGarden.com

r ut




www.PhonicsGarden.com

j ut



www.PhonicsGarden.com

sh ut



www.PhonicsGarden.com

str ut



www.PhonicsGarden.com



Draw and write your own word puzzles on this page.



Blank word puzzle grid with a dashed outline and a zigzag cut line. The URL [www.PhonicsGarden.com](http://www.PhonicsGarden.com) is printed in the bottom right corner.



Blank word puzzle grid with a dashed outline and a zigzag cut line. The URL [www.PhonicsGarden.com](http://www.PhonicsGarden.com) is printed in the bottom right corner.

Blank word puzzle grid with a dashed outline and a zigzag cut line. The URL [www.PhonicsGarden.com](http://www.PhonicsGarden.com) is printed in the bottom right corner.

Blank word puzzle grid with a dashed outline and a zigzag cut line. The URL [www.PhonicsGarden.com](http://www.PhonicsGarden.com) is printed in the bottom right corner.



Draw and write your own word puzzles on this page.



A large rectangular area with a dashed border, divided into two vertical sections. The left section contains a dashed outline of a word puzzle. The right section contains a dashed outline of a word puzzle and the text [www.PhonicsGarden.com](http://www.PhonicsGarden.com).

A large rectangular area with a dashed border, divided into two vertical sections. The left section contains a dashed outline of a word puzzle. The right section contains a dashed outline of a word puzzle and the text [www.PhonicsGarden.com](http://www.PhonicsGarden.com). A large, colorful word puzzle "Sample" is overlaid across the middle of this section, with each letter in a different colored circle: 'S' (pink), 'a' (orange), 'm' (blue), 'p' (green), 'l' (purple), 'e' (yellow).

A large rectangular area with a dashed border, divided into two vertical sections. The left section contains a dashed outline of a word puzzle. The right section contains a dashed outline of a word puzzle and the text [www.PhonicsGarden.com](http://www.PhonicsGarden.com). A large, colorful word puzzle "Sample" is overlaid across the middle of this section, with each letter in a different colored circle: 'S' (pink), 'a' (orange), 'm' (blue), 'p' (green), 'l' (purple), 'e' (yellow).

A large rectangular area with a dashed border, divided into two vertical sections. The left section contains a dashed outline of a word puzzle. The right section contains a dashed outline of a word puzzle and the text [www.PhonicsGarden.com](http://www.PhonicsGarden.com).

Add the missing letters.

Write the words on  
the lines below.

**word family**  
Word Spelling



\_\_ ut



\_\_ ut



\_\_ ut



\_\_ ut



\_\_ ut



\_\_ ut



\_\_ ut



\_\_ ut

1. \_\_\_\_\_

5. \_\_\_\_\_

2. \_\_\_\_\_

6. \_\_\_\_\_

3. \_\_\_\_\_

7. \_\_\_\_\_

4. \_\_\_\_\_

8. \_\_\_\_\_

Choose one or two words from above and make a great sentence below.

\_\_\_\_\_

-----

\_\_\_\_\_

-----

\_\_\_\_\_



Add the missing letters.

Write the words on  
the lines below.

**Word Family**  
Word Spelling



g \_ \_



j \_ \_



str \_ \_



sh \_ \_




h \_ \_ e



c \_ \_



r \_ \_



1. \_\_\_\_\_

5. \_\_\_\_\_

2. \_\_\_\_\_

6. \_\_\_\_\_

3. \_\_\_\_\_

7. \_\_\_\_\_

4. \_\_\_\_\_

8. \_\_\_\_\_

Choose one or two words from above and make a great sentence below.

\_\_\_\_\_

\_\_\_\_\_

\_\_\_\_\_

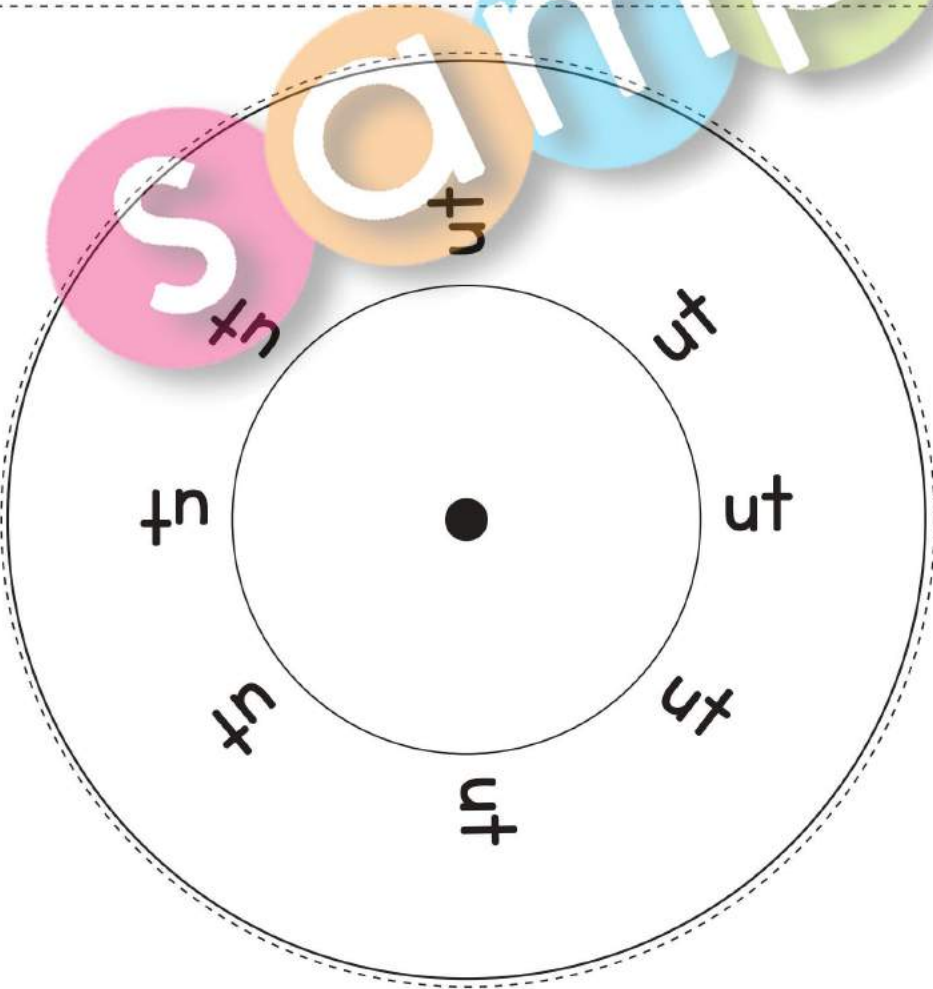
\_\_\_\_\_

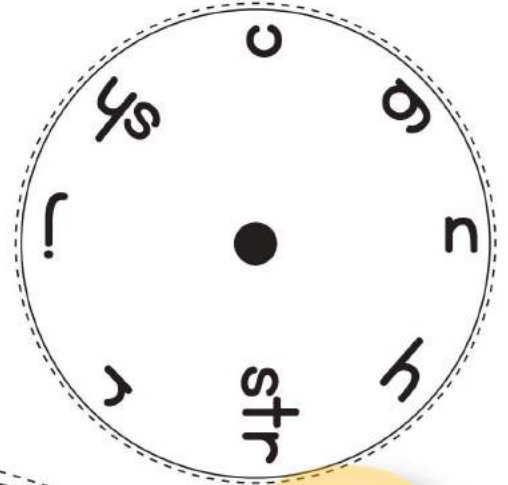
\_\_\_\_\_

After you have finished assembling your word wheel, practice writing each word as you spin the wheel. Spin, read, and write your new words!

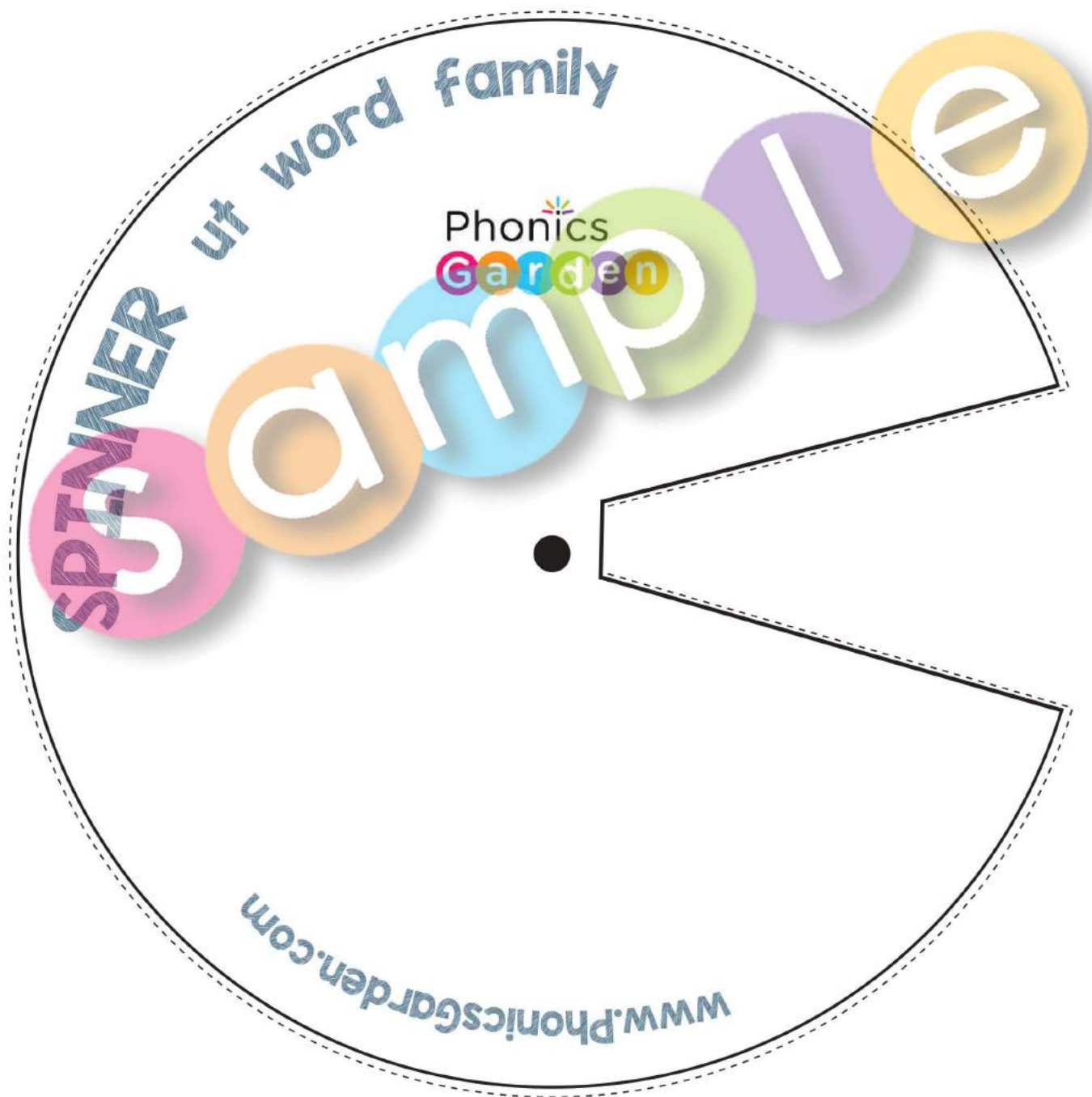
Write each word on your word-wheel 2 times each.

|   |   |   |   |
|---|---|---|---|
| <hr/> <hr/> <hr/> <hr/> <hr/> <hr/> <hr/> <hr/> | <hr/> <hr/> <hr/> <hr/> <hr/> <hr/> <hr/> <hr/> | <hr/> <hr/> <hr/> <hr/> <hr/> <hr/> <hr/> <hr/> | <hr/> <hr/> <hr/> <hr/> <hr/> <hr/> <hr/> <hr/> |
| <hr/> <hr/> <hr/> <hr/> <hr/> <hr/> <hr/> <hr/> | <hr/> <hr/> <hr/> <hr/> <hr/> <hr/> <hr/> <hr/> | <hr/> <hr/> <hr/> <hr/> <hr/> <hr/> <hr/> <hr/> | <hr/> <hr/> <hr/> <hr/> <hr/> <hr/> <hr/> <hr/> |














### -ut Words

Step 1: Print the word wheel on card stock paper for best results.

Step 2: Attach the front to the back with a brass paper fastener, paperclip, or another fastening object.

Step 3: Have your students spin the wheel to make and read the words.

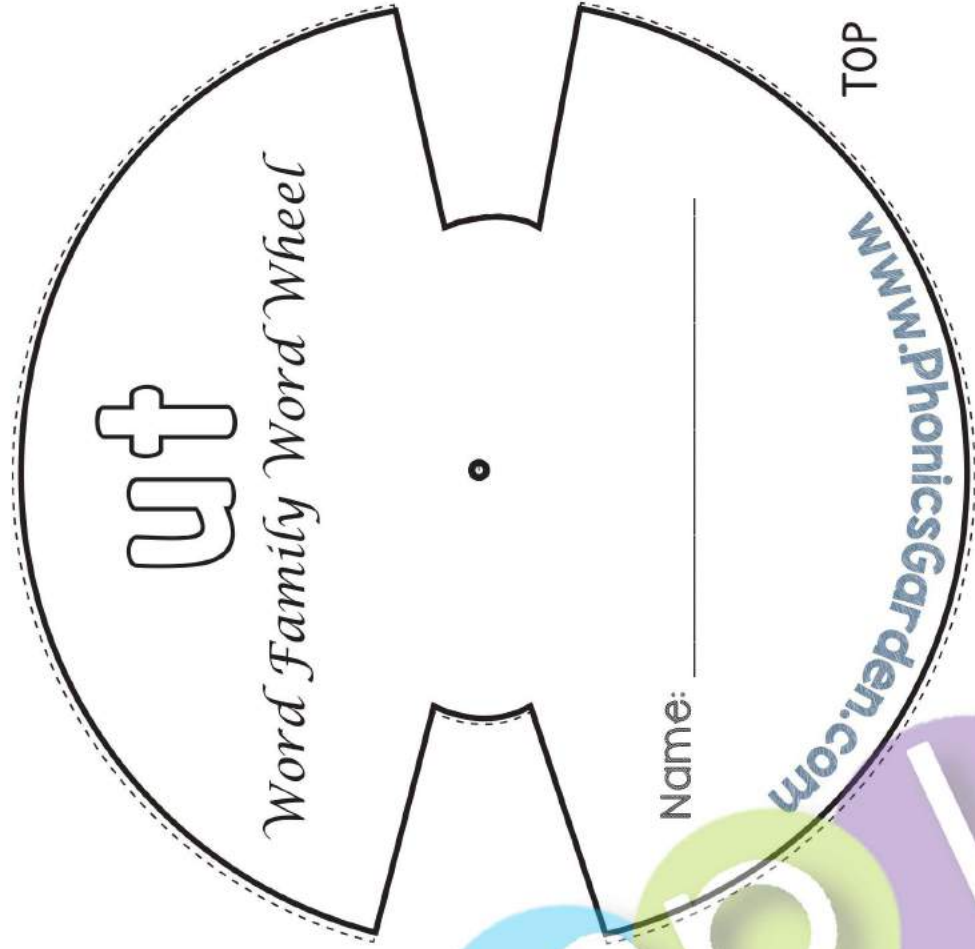


Name: \_\_\_\_\_



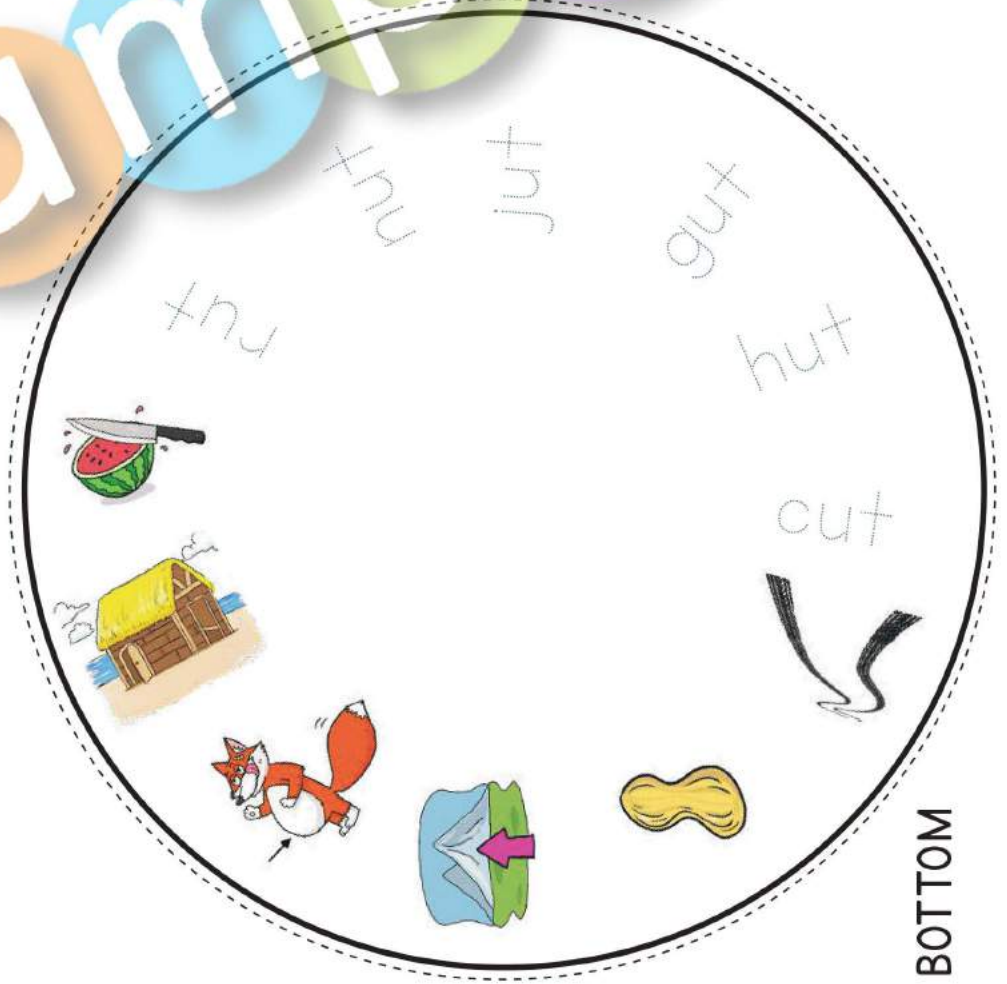
# Word Wheel

This Word Wheel will help your students practice reading. Moving the wheel will match the word with the picture clue.



## Instructions

1. Copy on to the white card stock
2. Cut out the two shapes on the dotted lines.
3. Place TOP wheel on the TOP of the BOTTOM wheel.
4. Insert split pin in the center.
5. Have students spin and read.



Cut out the words and pictures. Paste them down where they belong matching each word and picture.

ut

un

|  |  |
|--|--|
|  |  |
|  |  |

|  |  |
|--|--|
|  |  |
|  |  |

|  |  |
|--|--|
|  |  |
|  |  |


|  |  |
|--|--|
|  |  |
|  |  |

cut

hut

bun

sun



rut

gut




fun

run



Connect the /ut/ word family words with the **ut**.

Connect the words that are NOT part of the /ut/ word family with the **X**.



Practice writing your /ut/ words.

|       |       |       |
|-------|-------|-------|
| _____ | _____ | _____ |
| _____ | _____ | _____ |
| _____ | _____ | _____ |
| _____ | _____ | _____ |







What  
is in the  
ut house?

ut

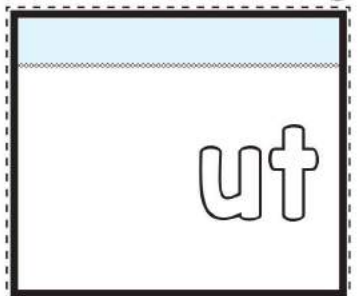
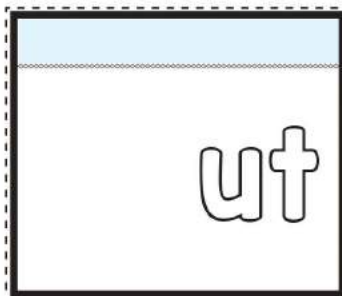

set 1



When you are done cutting and pasting your words, finish the sentence below. Add a full-stop period.

In the house, I can see  
a \_\_\_\_\_, and  
\_\_\_\_\_.

Write the missing letters below. Cut out the boxes and glue the top flap onto the matching picture. ✂








What  
is in the  
ut house?

ut

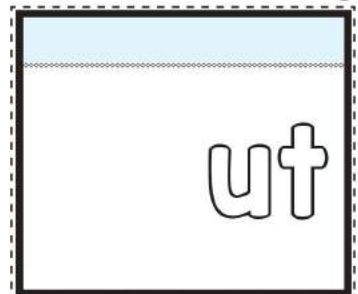
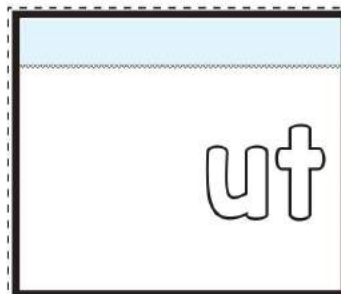

set 2



When you are done cutting and pasting your words, finish the sentence below. Add a full-stop period.

In the house, I can see  
a \_\_\_\_\_, and

Write the missing letters below. Cut out the boxes and glue the top flap onto the matching picture. ✂



Cut out each of the puzzle pieces and glue them where they belong.

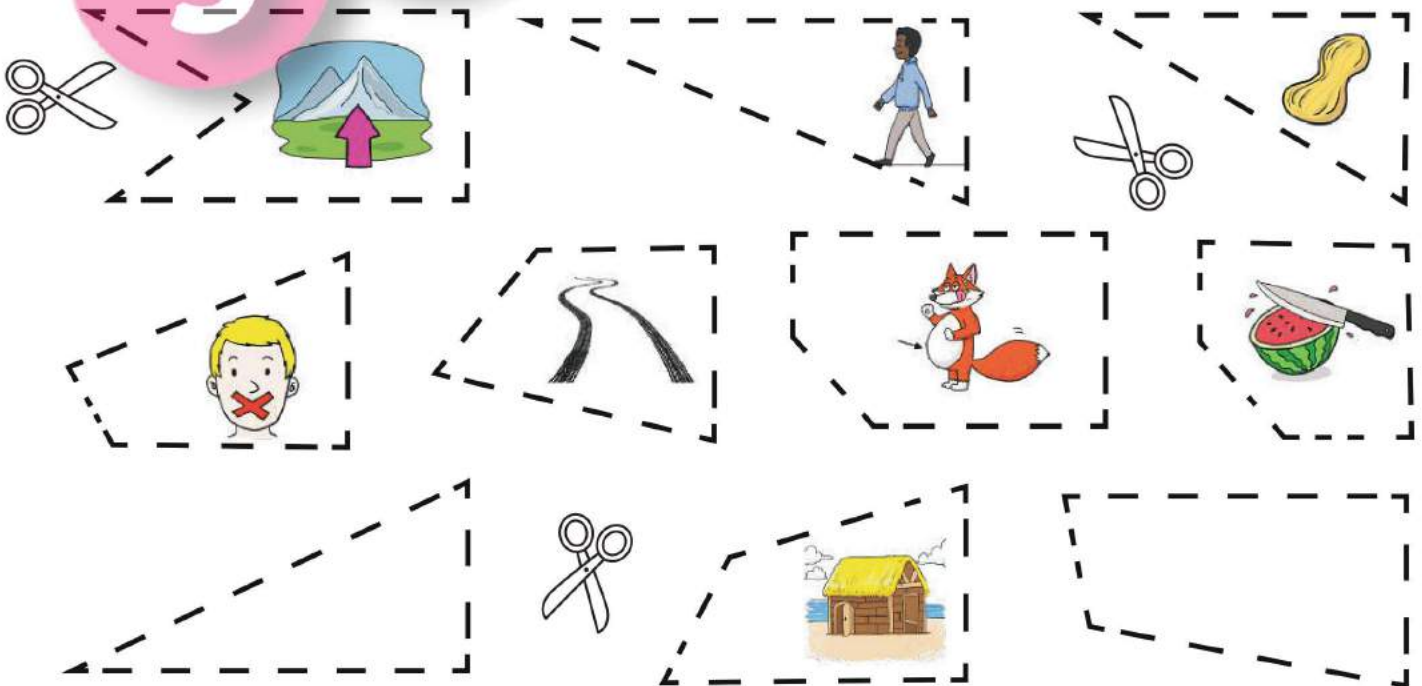
|     |                 |     |                 |
|-----|-----------------|-----|-----------------|
| cut | glue piece here | hut | glue piece here |
|-----|-----------------|-----|-----------------|

|     |                 |     |                 |
|-----|-----------------|-----|-----------------|
| nut | glue piece here | jut | glue piece here |
|-----|-----------------|-----|-----------------|

|     |                 |     |                 |
|-----|-----------------|-----|-----------------|
| gut | glue piece here | rut | glue piece here |
|-----|-----------------|-----|-----------------|

|       |                 |      |                 |
|-------|-----------------|------|-----------------|
| strut | glue piece here | shut | glue piece here |
|-------|-----------------|------|-----------------|

|              |                 |     |                 |
|--------------|-----------------|-----|-----------------|
| s <u>u</u> t | glue piece here | _ut | glue piece here |
|--------------|-----------------|-----|-----------------|






Color the word box that goes with the picture.


Write the words below.

1




|     |     |
|-----|-----|
| rut | jut |
|-----|-----|

2




|     |     |
|-----|-----|
| gut | jut |
|-----|-----|

3




|     |      |
|-----|------|
| gut | shut |
|-----|------|

4



|      |     |
|------|-----|
| shut | nut |
|------|-----|

5




|     |       |
|-----|-------|
| nut | strut |
|-----|-------|

6




|     |     |
|-----|-----|
| cut | rut |
|-----|-----|

7



|     |       |
|-----|-------|
| cut | strut |
|-----|-------|

8



|      |     |
|------|-----|
| shut | hut |
|------|-----|

1

2

3

4

5

6

7

8

Write the letters in the correct order to make the word that matches the picture.

|   |   |         |   |   |   |
|---|---|---------|---|---|---|
| 1 |    | u h t   | h | u | t |
| 2 |    | u t n   |   |   |   |
| 3 |    | sh t u  |   |   |   |
| 4 |  | u t str |   |   |   |
| 5 |  | j t u   |   |   |   |
| 6 |  | t u r   |   |   |   |
| 7 |  | c t u   |   |   |   |
| 8 |  | u g t   |   |   |   |

Write the letters in the correct order to make the word that matches the picture.

|   |   |         |   |   |   |
|---|---|---------|---|---|---|
| 1 |    | c t u   | c | u | t |
| 2 |    | u g t   |   |   |   |
| 3 |    | j t u   |   |   |   |
| 4 |  | t u r   |   |   |   |
| 5 |  | sh t u  |   |   |   |
| 6 |  | u t str |   |   |   |
| 7 |  | u h t   |   |   |   |
| 8 |  | u t n   |   |   |   |



UNSCRAMBLE the LETTERS Write the missing letter in the circle.  
Write the letters in the correct order to make the word that matches the picture.

|   |   |    |   |   |   |   |   |
|---|---|----|---|---|---|---|---|
| 1 |    | n  | t | u | n | u | t |
| 2 |    | sh |   | u |   |   |   |
| 3 |    | u  | t |   |   |   |   |
| 4 |  |    | h | t |   |   |   |
| 5 |  | c  |   | u |   |   |   |
| 6 |  | u  |   | t |   |   |   |
| 7 |  | j  | t |   |   |   |   |
| 8 |  | t  | u |   |   |   |   |

Read and Write! Write the missing letter in the circle.  
Write the letters in the correct order to make the word that matches the picture.


|   |   |                      |                      |                      |       |
|---|---|----------------------|----------------------|----------------------|-------|
| 1 |    | <input type="text"/> | u                    | t                    | _____ |
| 2 |    | c                    | <input type="text"/> | t                    | _____ |
| 3 |    | r                    | <input type="text"/> | t                    | _____ |
| 4 |  | j                    | u                    | <input type="text"/> | _____ |
| 5 |  | <input type="text"/> | u                    | t                    | _____ |
| 6 |  | n                    | <input type="text"/> | t                    | _____ |
| 7 |  | g                    | u                    | <input type="text"/> | _____ |
| 8 |  | <input type="text"/> | u                    | t                    | _____ |






Say it! Build it! Write! Color the letters that spell the picture's name. Write the word on the line.

cut hut gut jut nut rut strut shut

1 

|   |   |   |   |   |   |   |
|---|---|---|---|---|---|---|
| t | c | b | u | e | t | m |
|---|---|---|---|---|---|---|

 \_\_\_\_\_

2 

|    |   |   |   |    |   |   |
|----|---|---|---|----|---|---|
| sh | v | u | u | nd | i | t |
|----|---|---|---|----|---|---|

 \_\_\_\_\_

3 


|   |   |   |   |   |   |   |
|---|---|---|---|---|---|---|
| h | t | s | e | f | u | t |
|---|---|---|---|---|---|---|

 \_\_\_\_\_

4 


|   |   |   |   |   |   |   |
|---|---|---|---|---|---|---|
| j | g | k | u | o | t | r |
|---|---|---|---|---|---|---|

 \_\_\_\_\_

5 


|     |   |   |   |   |   |   |
|-----|---|---|---|---|---|---|
| str | p | l | n | u | s | t |
|-----|---|---|---|---|---|---|

 \_\_\_\_\_

6 


|   |   |   |   |   |   |   |
|---|---|---|---|---|---|---|
| r | j | q | n | u | t | h |
|---|---|---|---|---|---|---|

 \_\_\_\_\_

7 

|    |   |   |   |   |   |   |
|----|---|---|---|---|---|---|
| fl | n | n | u | s | t | r |
|----|---|---|---|---|---|---|

 \_\_\_\_\_


8 

|   |    |   |   |    |   |   |
|---|----|---|---|----|---|---|
| h | tr | k | r | sn | u | t |
|---|----|---|---|----|---|---|

 \_\_\_\_\_


Say it! Build it! Write it! Color the letters that spell the picture's name. Write the word on the line.

cut hut strut shut nut gut jut rut

1 

|    |   |   |    |   |   |   |
|----|---|---|----|---|---|---|
| sh | v | l | fl | i | u | t |
|----|---|---|----|---|---|---|

 \_\_\_\_\_  
 \_\_\_\_\_

2 

|   |   |   |   |   |    |   |
|---|---|---|---|---|----|---|
| h | t | s | u | f | ch | t |
|---|---|---|---|---|----|---|

 \_\_\_\_\_  
 \_\_\_\_\_

3 

|   |   |   |   |   |   |   |
|---|---|---|---|---|---|---|
| t | c | b | u | e | t | m |
|---|---|---|---|---|---|---|

 \_\_\_\_\_  
 \_\_\_\_\_

4 


|   |   |   |   |    |   |   |
|---|---|---|---|----|---|---|
| n | v | n | u | tr | t | r |
|---|---|---|---|----|---|---|

 \_\_\_\_\_  
 \_\_\_\_\_

5 


|   |    |   |   |   |   |   |
|---|----|---|---|---|---|---|
| h | pl | k | r | s | u | t |
|---|----|---|---|---|---|---|

 \_\_\_\_\_  
 \_\_\_\_\_

6 


|   |   |   |   |   |   |   |
|---|---|---|---|---|---|---|
| j | g | k | u | o | t | r |
|---|---|---|---|---|---|---|

 \_\_\_\_\_  
 \_\_\_\_\_

7 

|     |   |   |    |   |   |   |
|-----|---|---|----|---|---|---|
| str | p | l | sh | u | s | t |
|-----|---|---|----|---|---|---|

 \_\_\_\_\_  
 \_\_\_\_\_

8 

|   |   |   |    |   |   |   |
|---|---|---|----|---|---|---|
| r | j | q | wh | u | t | h |
|---|---|---|----|---|---|---|

 \_\_\_\_\_  
 \_\_\_\_\_

Draw a line to match the letters.

Write the words two times each.



1. 

|   |   |   |
|---|---|---|
| c | e | t |
| n | u | g |

\_\_\_\_\_

\_\_\_\_\_

\_\_\_\_\_



2. 

|   |   |   |
|---|---|---|
| t | u | b |
| j | o | t |

\_\_\_\_\_

\_\_\_\_\_

\_\_\_\_\_



3. 

|   |   |   |
|---|---|---|
| n | u | t |
| h | u | p |

\_\_\_\_\_

\_\_\_\_\_

\_\_\_\_\_



4. 

|   |   |   |
|---|---|---|
| n | o | t |
| t | u | s |

\_\_\_\_\_

\_\_\_\_\_

\_\_\_\_\_



5. 

|   |   |   |
|---|---|---|
| g | u | m |
| h | u | t |

\_\_\_\_\_

\_\_\_\_\_

\_\_\_\_\_



6. 

|     |   |   |
|-----|---|---|
| str | a | k |
| a   | u | t |

\_\_\_\_\_

\_\_\_\_\_

\_\_\_\_\_



7. 

|    |   |   |
|----|---|---|
| fr | e | t |
| sh | u | n |

\_\_\_\_\_

\_\_\_\_\_

\_\_\_\_\_



8. 

|   |   |   |
|---|---|---|
| d | u | s |
| r | o | t |

\_\_\_\_\_

\_\_\_\_\_

\_\_\_\_\_




SEE - SAY - CUT - PASTE - READ

ut set 1

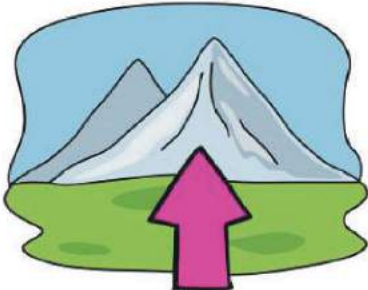
Cut out the letters. Glue them under the pictures to spell the words correctly.

1.




|  |  |  |
|--|--|--|
|  |  |  |
|--|--|--|

2.




|  |  |  |
|--|--|--|
|  |  |  |
|--|--|--|

3.



|  |  |  |
|--|--|--|
|  |  |  |
|--|--|--|

4.



|  |  |  |
|--|--|--|
|  |  |  |
|--|--|--|

|   |   |   |   |   |   |
|---|---|---|---|---|---|
| u | u | u | u | t | t |
| t | t | n | g | r | j |




SEE - SAY - CUT - PASTE - READ

ut set 2


Cut out the letters. Glue them under the pictures to spell the words correctly.

1.




|  |  |  |
|--|--|--|
|  |  |  |
|--|--|--|

2.




|  |  |  |
|--|--|--|
|  |  |  |
|--|--|--|

3.



|  |  |  |
|--|--|--|
|  |  |  |
|--|--|--|

4.



|  |  |  |
|--|--|--|
|  |  |  |
|--|--|--|

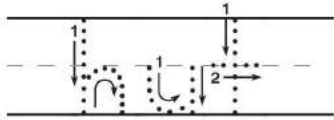
|   |   |     |    |   |   |
|---|---|-----|----|---|---|
| u | u | u   | u  | t | t |
| t | t | str | sh | c | h |



Trace

write

color



\_\_\_\_\_

-----

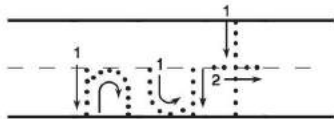
\_\_\_\_\_



Trace

write

color



\_\_\_\_\_

-----

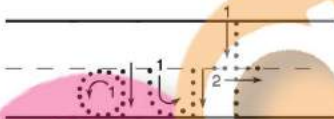
\_\_\_\_\_



Trace

write

color



\_\_\_\_\_

-----

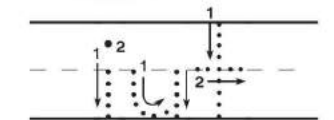
\_\_\_\_\_



Trace

write


color



\_\_\_\_\_

-----

\_\_\_\_\_



Write a sentence of your own using some words from above.

\_\_\_\_\_

-----

\_\_\_\_\_

-----

\_\_\_\_\_

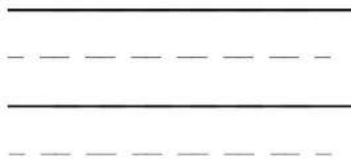
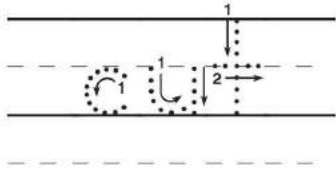
-----



Trace

write

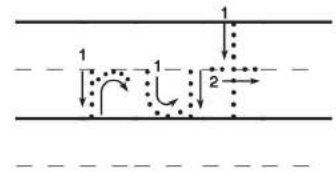
color



Trace

write


color



Trace

write

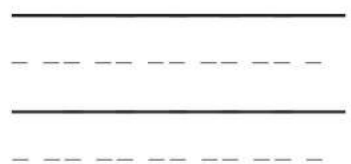
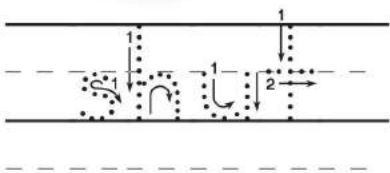
color



Trace

write

color



Write a sentence of your own using some words from above.

\_\_\_\_\_


\_\_\_\_\_

\_\_\_\_\_

\_\_\_\_\_

\_\_\_\_\_

## SENTENCE BUILDING



We stopped at the jut.

---

---

---

---

---



Keep your mouth shut.

---

---

---

---

---

Cut out the words and paste them in the boxes above to make a sentence. Then, write your sentence on the line.



|      |      |      |       |         |   |
|------|------|------|-------|---------|---|
| jut  | the  | We   | at    | stopped | . |
| shut | your | Keep | mouth | .       | . |

## SENTENCE BUILDING



You can cut with a knife.

\_\_\_\_\_

-----

\_\_\_\_\_



He likes to strut his stuff.

\_\_\_\_\_

-----

\_\_\_\_\_

Cut out the words and paste them in the boxes above to make a sentence. Then, write your sentence on the line.



|       |       |       |    |       |      |   |
|-------|-------|-------|----|-------|------|---|
| cut   | You   | knife | a  | can   | with | . |
| strut | likes | his   | He | stuff | to   | . |



## SENTENCE BUILDING



The hut is at the beach.

---

---

---

---




I like the salty nut.

---

---

---

---

Cut out the words and paste them in the boxes above to make a sentence. Then, write your sentence on the line. 

|     |       |    |     |       |     |   |
|-----|-------|----|-----|-------|-----|---|
| at  | The   | is | hut | beach | the | . |
| nut | salty | I  | the | like  | .   | . |

## SENTENCE BUILDING



He has a pain in his gut.

---

---

---

---



I am stuck in a rut.

---

---

---

---

Cut out the words and paste them in the boxes above to make a sentence. Then, write your sentence on the line.



|      |    |   |       |     |     |    |   |
|------|----|---|-------|-----|-----|----|---|
| pain | He | a | gut   | has | his | in | . |
| in   | am | I | stuck | rut | a   | .  | . |

# Let's Read the ut Words

Directions: To assemble your flip-book reader, cut out all the boxes along the dashed-black lines. Attach the smaller boxes on top of each other by stapling them to the shaded gray area indicated. The top box has the word "Name" on it.



Bottom of Book

ut



c



g




n



h





j



r



sh



str

s

a

m

p

o

i


e

u

y

Directions: Cut out the letters and build the words to match the pictures.


# See It! Build It!





u



u



t



u



t



sh

u



str

t

Directions: Draw and write two of your own /ut/ words in the boxes below.

u u u u u u t t t t t t c

;

u

u

u

u

Directions: Read the sentence and match the picture to it.

# Match It!

Set 1

1

The hut is at the beach.

2

I like the salty nut.

3

He has a pain in his gut.

4

I am stuck in a rut.




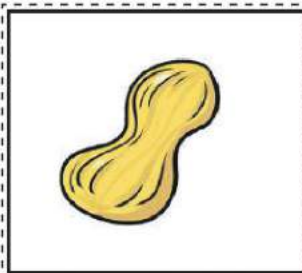
5

Directions: Draw and write your own /ut/ word sentence.

---

---

---





Directions: Read the sentence and match the picture to it.

# Match It!


Set 2

1



We stopped at the jut.

2



Keep your mouth shut.

3



You can cut with a knife.

4



He likes to strut his stuff.

5




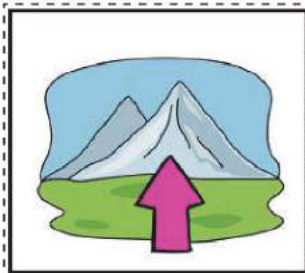


Directions: Draw and write your own /ut/ word sentence.

\_\_\_\_\_

\_\_\_\_\_

\_\_\_\_\_



Directions: Read the sentence and write the missing word in the blank. Use the pictures to help you.

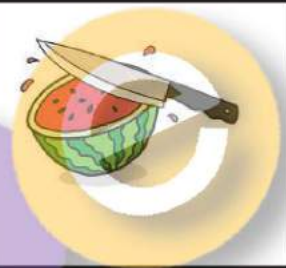
Set 1

# FILL IT!


1 You need to crack the \_\_\_\_\_.



2 That was a clean \_\_\_\_\_.



3 We came to the \_\_\_\_\_ of land.



4 The \_\_\_\_\_ is made of wood.



5 Directions: Draw and write your own /ut/ word sentence.

\_\_\_\_\_

-----


\_\_\_\_\_

cut hut nut jut


Directions: Read the sentence and write the missing word in the blank. Use the pictures to help you.

# FILL IT!


1 \_\_\_\_\_ your mouth while eating.




2 The man likes to \_\_\_\_\_.



3 The bike hit a \_\_\_\_\_.



4 The fox has a huge \_\_\_\_\_.



5 Directions: Draw and write your own /ut/ word sentence.

\_\_\_\_\_

-----

\_\_\_\_\_



strut    shut    rut    gut



Directions: Trace the words  
and draw a matching picture.

ut DRAW IT!

cut

nut

hut

me

jut

strut

nut


jut

shut

rut

gut

hut



Directions: Look at the pictures and write the word that matches.


ut WRITE IT!



\_\_\_\_\_

\_\_\_\_\_

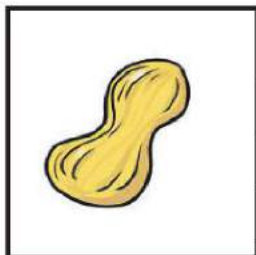
\_\_\_\_\_



\_\_\_\_\_

\_\_\_\_\_


\_\_\_\_\_



\_\_\_\_\_

\_\_\_\_\_


\_\_\_\_\_



\_\_\_\_\_

\_\_\_\_\_


\_\_\_\_\_



\_\_\_\_\_

\_\_\_\_\_

\_\_\_\_\_



\_\_\_\_\_

\_\_\_\_\_

\_\_\_\_\_



\_\_\_\_\_

\_\_\_\_\_

\_\_\_\_\_



\_\_\_\_\_

\_\_\_\_\_

\_\_\_\_\_

Directions: Draw and write your own /ut/ words.



\_\_\_\_\_

\_\_\_\_\_


\_\_\_\_\_



\_\_\_\_\_

\_\_\_\_\_

\_\_\_\_\_



\_\_\_\_\_

\_\_\_\_\_

\_\_\_\_\_



\_\_\_\_\_


\_\_\_\_\_

\_\_\_\_\_

Directions: Circle the words that belong with the /ut/ word family.

# CIRCLE IT!

cut



bun

hut

sun

rut

fun

hut

run

strut

nun

nut

shut

gut

gun

stun

cut

jut



Directions: Draw a line to connect the picture with the word it matches.

# CONNECT IT

a



b



c



d



e



f



g



h



1. strut

2. hut

3. cut


4. shut

5. gut










6. jut

7. rut

8. nut



Circle the correct word and write it on the line.

|   |  |   |
|---|--|---|
| <p>1. </p> <p>cut                  hut</p> <p>_____</p> <p>-----</p> <p>_____</p>    | <p>2. </p> <p>strut                  jut</p> <p>_____</p> <p>-----</p> <p>_____</p> | <p>3. </p> <p>jut                  nut</p> <p>_____</p> <p>-----</p> <p>_____</p>      |
| <p>4. </p> <p>hut                  gut</p> <p>_____</p> <p>-----</p> <p>_____</p>    | <p>5. </p> <p>jut                  shut</p> <p>_____</p> <p>-----</p> <p>_____</p>  | <p>6. </p> <p>gut                  rut</p> <p>_____</p> <p>-----</p> <p>_____</p>     |
| <p>7. </p> <p>nut                  shut</p> <p>_____</p> <p>-----</p> <p>_____</p> | <p>8. </p> <p>cut                  rut</p> <p>_____</p> <p>-----</p> <p>_____</p> | <p>9. </p> <p>shut                  strut</p> <p>_____</p> <p>-----</p> <p>_____</p> |
| <p>shut    need    You    to    up.</p>   |  |   |

Sort the words above to make a complete sentence below.

\_\_\_\_\_

-----

\_\_\_\_\_

-----

\_\_\_\_\_

-----

\_\_\_\_\_

-----

\_\_\_\_\_

-----

\_\_\_\_\_

-----





Choose words from today's lesson. Write and draw them below.

|   |   |
|---|---|
| <p>1.</p><br><br><br><br><br><p>Word: _____</p> <p>_____</p> <p>_____</p> | <p>2.</p><br><br><br><br><br><p>Word: _____</p> <p>_____</p> <p>_____</p> |
| <p>3.</p><br><br><br><br><br><p>Word: _____</p> <p>_____</p> <p>_____</p> | <p>4.</p><br><br><br><br><br><p>Word: _____</p> <p>_____</p> <p>_____</p> |

Choose words from today's lesson. Write and draw them below.

|   |   |
|---|---|
| <p>1.</p><br><br><br><br><br><p>Word: _____</p> <p>_____</p> <p>_____</p> | <p>2.</p><br><br><br><br><br><p>Word: _____</p> <p>_____</p> <p>_____</p> |
| <p>3.</p><br><br><br><br><br><p>Word: _____</p> <p>_____</p> <p>_____</p> | <p>4.</p><br><br><br><br><br><p>Word: _____</p> <p>_____</p> <p>_____</p> |


# I Can Read and Match

Trace each word, then match them to the correct picture.

gut

1

a



jut

2

b



rut

3

c



shut

4

d



strut

5

e



cut

6

f



nut

7

g



hut

8

h





Draw and write a story using as many words from the right as you can!

Sample

\_\_\_\_\_

\_\_\_\_\_

\_\_\_\_\_

\_\_\_\_\_

\_\_\_\_\_

\_\_\_\_\_

\_\_\_\_\_

\_\_\_\_\_

\_\_\_\_\_

\_\_\_\_\_

\_\_\_\_\_

\_\_\_\_\_

\_\_\_\_\_

\_\_\_\_\_

\_\_\_\_\_

\_\_\_\_\_

\_\_\_\_\_

\_\_\_\_\_

\_\_\_\_\_

\_\_\_\_\_

\_\_\_\_\_

\_\_\_\_\_



cut



hut



shut



strut



nut



jut



gut



rut

Draw and write two sentences using some of the words to the right.



cut



hut



shut



strut



nut



jut










gut



rut


Sample

Circle the correct word and write it on the line. Add a full-stop period to each sentence.

|    |   |              |                    |
|----|---|--------------|--------------------|
| 1. |    | cut<br>hut   | I live in a _____  |
| 2. |    | hut<br>gut   | The _____ is big   |
| 3. |   | strut<br>jut | We see a _____     |
| 4. |  | jut<br>shut  | _____ up           |
| 5. |  | shut<br>rut  | It is a deep _____ |
| 6. |  | rut<br>nut   | The _____ is hard  |
| 7. |  | nut<br>cut   | _____ it slowly    |

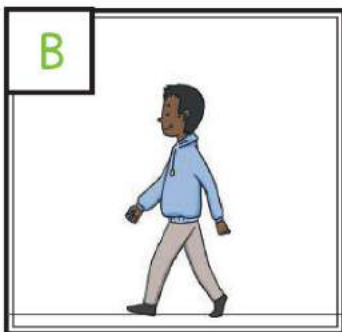


Match the pictures to their sentences by writing the correct letters in the box.





We stopped at the jut.

Keep your mouth shut.



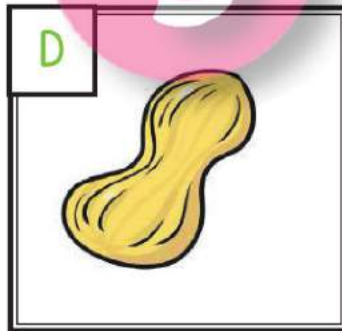

You can cut with a knife.

He likes to strut his stuff.





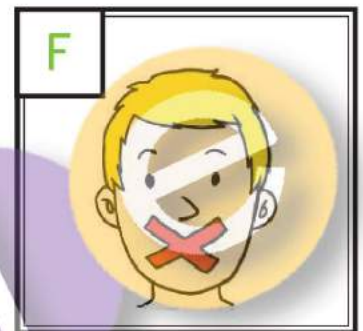


The hut is at the beach.

I like the salty nut.




He has a pain in his gut.

I am stuck in a rut.



Write a great sentence of your own on the lines below.

---



---



---



















---



---

Use the word box to help you answer each question or statement below.

|  |   |  |  |
|--|---|--|--|
| <p>1. That was a clean _____.</p>  <p>_____</p>   | <p>2. You need to crack the _____.</p>  <p>_____</p> | <p>3. The fox has a huge _____.</p>  <p>_____</p>      | <p>4. The bike hit a _____.</p>  <p>_____</p>           |
| <p>5. The _____ is made of wood.</p>  <p>_____</p>   | <p>6. The man likes to _____.</p>  <p>_____</p>     | <p>7. We came to the _____ of land.</p>  <p>_____</p> | <p>8. _____ your mouth while eating.</p>  <p>_____</p> |
| <p style="text-align: center;">Word Box</p> <div style="display: flex; justify-content: space-around; align-items: flex-start;"> <div style="text-align: center;">  cut<br/>  hut         </div> <div style="text-align: center;">  nut<br/>  strut         </div> <div style="text-align: center;">  gut<br/>  jut         </div> <div style="text-align: center;">  rut<br/>  shut         </div> </div> |   |  |  |

Use words from above and write a great sentence of your own on the lines below.

\_\_\_\_\_

\_\_\_\_\_

\_\_\_\_\_

\_\_\_\_\_

\_\_\_\_\_

\_\_\_\_\_

\_\_\_\_\_

\_\_\_\_\_





Cut and paste the pictures. Then, write each word 2 times each.

# Cut & Paste

hut

hut

\_\_\_\_\_

-----

\_\_\_\_\_

cut

cut

\_\_\_\_\_

-----

\_\_\_\_\_

rut

rut

\_\_\_\_\_

-----

\_\_\_\_\_

gut

gut

\_\_\_\_\_

-----

\_\_\_\_\_

strut

strut

\_\_\_\_\_

-----

\_\_\_\_\_

nut

nut

\_\_\_\_\_

-----

\_\_\_\_\_


jut

jut

\_\_\_\_\_

-----


\_\_\_\_\_



# Cut & Paste

Cut and paste the pictures. Then, write each word 2 times each.

|             |                                 |                         |
|-------------|---------------------------------|-------------------------|
| <b>hut</b>  | hut<br>_____<br>-----<br>_____  | _____<br>-----<br>_____ |
| <b>cut</b>  | cut<br>_____<br>-----<br>_____  | _____<br>-----<br>_____ |
| <b>rut</b>  | rut<br>_____<br>-----<br>_____  | _____<br>-----<br>_____ |
| <b>gut</b>  | gut<br>_____<br>-----<br>_____  | _____<br>-----<br>_____ |
| <b>shut</b> | shut<br>_____<br>-----<br>_____ | _____<br>-----<br>_____ |
| <b>nut</b>  | nut<br>_____<br>-----<br>_____  | _____<br>-----<br>_____ |
| <b>jut</b>  | jut<br>_____<br>-----<br>_____  | _____<br>-----<br>_____ |



Sort the words to make a great sentence on the lines below.

want

to

the



I

e

cut

watermelon.

www.PhonicsGarden.com


Write a sentence of your own about the picture.



Sort the words to make a great sentence on the lines below.

Look

strut.



his

at

www.PhonicsGarden.com

Write a sentence of your own about the picture.

Sort the words to make a great sentence on the lines below.

# They



a

bought

hut.

www.PhonicsGarden.com

Write a sentence of your own about the picture.

Sort the words to make a great sentence on the lines below.

in.

come



Shut

and

www.PhonicsGarden.com

Write a sentence of your own about the picture.




Sort the words to make a great sentence on the lines below.

They

jut.

at



the

stopped

www.PhonicsGarden.com

Write a sentence of your own about the picture.

Sort the words to make a great sentence on the lines below.

got

The



into

car

rut.

a

www.PhonicsGarden.com

\_\_\_\_\_

\_\_\_\_\_

\_\_\_\_\_

\_\_\_\_\_

Write a sentence of your own about the picture.

\_\_\_\_\_

\_\_\_\_\_

\_\_\_\_\_

\_\_\_\_\_

Sort the words to make a great sentence on the lines below.

want

eat

nut.



to

that



\_\_\_\_\_

\_\_\_\_\_

\_\_\_\_\_

Write a sentence of your own about the picture.

\_\_\_\_\_

\_\_\_\_\_

\_\_\_\_\_



Sort the words to make a great sentence on the lines below.

Food

through



the

goes

gut.

www.PhonicsGarden.com

Write a sentence of your own about the picture.

# I Say, Spell, Cut and Paste

ut  
Word Spelling

Say, Trace, Cut & Paste, and Spell each picture word correctly.




|  |  |
|--|--|
|  |  |
|--|--|

www.PhonicsGarden.com



|  |  |
|--|--|
|  |  |
|--|--|



|  |  |
|--|--|
|  |  |
|--|--|



|  |  |
|--|--|
|  |  |
|--|--|

Trace on the inside of the letters. Then cut them out and glue them down to spell the pictures above.

|   |   |    |    |
|---|---|----|----|
| r | j | ut | ut |
| g | n | ut | ut |



# I Say, Spell, Cut and Paste

ut  
Word Spelling

Say, Trace, Cut & Paste, and Spell each picture word correctly.



|  |  |
|--|--|
|  |  |
|--|--|

www.PhonicsGarden.com

|  |   |
|--|---|
|  | e |
|--|---|



|  |  |
|--|--|
|  |  |
|--|--|

|  |  |
|--|--|
|  |  |
|--|--|










Trace on the inside of the letters. Then cut them out and glue them down to spell the pictures above.

|     |   |    |    |
|-----|---|----|----|
| sh  | c | ut | ut |
| str | h | ut | ut |





Look at each picture. Circle the correct word.

|   |  |  |
|---|--|--|
| <p>1</p>  <p>cut<br/>rut<br/>shut</p>    | <p>2</p>  <p>strut<br/>shut<br/>jut</p> | <p>3</p>  <p>jut<br/>hut<br/>gut</p>      |
| <p>4</p>  <p>gut<br/>shut<br/>hut</p>   | <p>5</p>  <p>cut<br/>jut<br/>strut</p> | <p>6</p>  <p>nut<br/>cut<br/>gut</p>     |
| <p>7</p>  <p>nut<br/>jut<br/>strut</p> | <p>8</p>  <p>rut<br/>jut<br/>gut</p>  | <p>9</p>  <p>shut<br/>strut<br/>gut</p> |
| <p>strut likes a lot. He to</p>   |  |  |

Sort the words above to make a great sentence below.

---



---



---



---



---

# See, Say, and Spell - Word Family - Ut

Write in the missing letters for the word family words below. How many word family /ut/ words did you find?

Write the correct letter blend to complete the words below.



\_\_\_ ut



\_\_\_ un



\_\_\_ ut



\_\_\_ ut



\_\_\_ un



\_\_\_ ut



\_\_\_ un



\_\_\_ ut



\_\_\_ un



\_\_\_ ut



\_\_\_ un



\_\_\_ un



\_\_\_ ut



\_\_\_ un



\_\_\_ ut

# See, Say, and Spell - Word Family - Ut

Write the missing letters to complete the words below.

cut   gut   nut   rut   shut   hut   strut   jut



g \_\_\_\_\_



b \_\_\_\_\_



n \_\_\_\_\_



r \_\_\_\_\_



f \_\_\_\_\_



j \_\_\_\_\_



r \_\_\_\_\_



sh \_\_\_\_\_



n \_\_\_\_\_



h \_\_\_\_\_



g \_\_\_\_\_



st \_\_\_\_\_



str \_\_\_\_\_



s \_\_\_\_\_












c \_\_\_\_\_



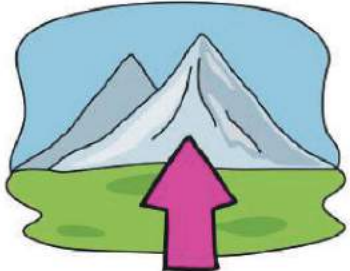








# MEMORY GAME



|  |  |  |
|--|--|--|
|  <p>www.PhonicsGarden.com</p>   |  <p>www.PhonicsGarden.com</p>   |  <p>www.PhonicsGarden.com</p>   |
|  <p>www.PhonicsGarden.com</p> |  <p>www.PhonicsGarden.com</p> |  <p>www.PhonicsGarden.com</p> |
|  <p>www.PhonicsGarden.com</p> |  <p>www.PhonicsGarden.com</p> |  <p>www.PhonicsGarden.com</p> |

# MEMORY GAME



|  |   |  |
|--|---|--|
|  <p>www.PhonicsGarden.com</p>   |  <p>www.PhonicsGarden.com</p>    |  <p>www.PhonicsGarden.com</p>   |
|  <p>www.PhonicsGarden.com</p> |  <p>www.PhonicsGarden.com</p>  |  <p>www.PhonicsGarden.com</p> |
|  <p>www.PhonicsGarden.com</p> |  <p>www.PhonicsGarden.com</p> |  <p>www.PhonicsGarden.com</p> |



# MEMORY GAME



cut

www.PhonicsGarden.com

cut

www.PhonicsGarden.com

strut

www.PhonicsGarden.com

strut

www.PhonicsGarden.com

hut

www.PhonicsGarden.com

hut

www.PhonicsGarden.com

shut

www.PhonicsGarden.com

shut

www.PhonicsGarden.com

jut

www.PhonicsGarden.com



# MEMORY GAME



|  |  |  |
|--|--|--|
| <p><b>jut</b></p> <p>www.PhonicsGarden.com</p> | <p><b>rut</b></p> <p>www.PhonicsGarden.com</p> | <p><b>rut</b></p> <p>www.PhonicsGarden.com</p> |
| <p><b>nut</b></p> <p>www.PhonicsGarden.com</p> | <p><b>nut</b></p> <p>www.PhonicsGarden.com</p> | <p><b>gut</b></p> <p>www.PhonicsGarden.com</p> |
| <p><b>gut</b></p> <p>www.PhonicsGarden.com</p> | <p>www.PhonicsGarden.com</p>                   | <p>www.PhonicsGarden.com</p>                   |

FLASH CARDS



cut

www.PhonicsGarden.com



cut

www.PhonicsGarden.com



strut

www.PhonicsGarden.com



strut

www.PhonicsGarden.com




hut

www.PhonicsGarden.com




hut

www.PhonicsGarden.com



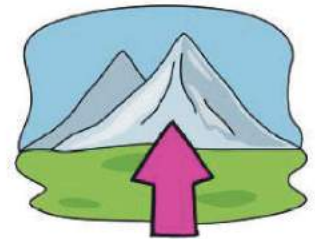
shut

www.PhonicsGarden.com



shut

www.PhonicsGarden.com



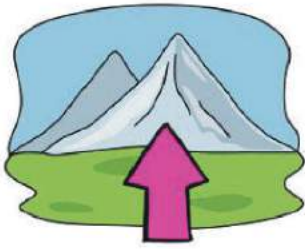






jut

www.PhonicsGarden.com



# FLASH CARDS



|  |  |  |
|--|--|--|
|  <p><b>jut</b></p> <p>www.PhonicsGarden.com</p>   |  <p><b>rut</b></p> <p>www.PhonicsGarden.com</p>   |  <p><b>rut</b></p> <p>www.PhonicsGarden.com</p>   |
|  <p><b>nut</b></p> <p>www.PhonicsGarden.com</p> |  <p><b>nut</b></p> <p>www.PhonicsGarden.com</p> |  <p><b>gut</b></p> <p>www.PhonicsGarden.com</p> |
|  <p><b>gut</b></p> <p>www.PhonicsGarden.com</p> | <p>www.PhonicsGarden.com</p>   | <p>www.PhonicsGarden.com</p>   |