













Brainstorm as many things as you can of things you find at school. Write them below.

Word Storm



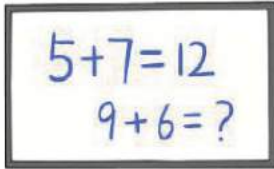









At
School



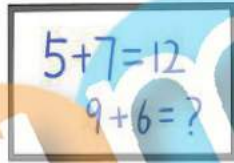
Write the missing letter to complete each word.

<p>1</p>  <p>_____</p> <p>b _ s</p>	<p>2</p>  <p>_____</p> <p>unch</p>	<p>3</p>  <p>_____</p> <p>ooks</p>
<p>4</p>  <p>_____</p> <p>backpack</p>	<p>5</p>  <p>_____</p> <p>pencil</p>	<p>6</p>  <p>_____</p> <p>scissors</p>
<p>7</p>  <p>_____</p> <p>brush</p>	<p>8</p>  <p>_____</p> <p>apple</p>	<p>9</p>  <p>_____</p> <p>ruler</p>
<p>10</p>  <p>_____</p> <p>crayons</p>	<p>11</p>  <p>_____</p> <p>glue</p>	<p>12</p>  <p>_____</p> <p>lock</p>

write the missing letter to complete each word.

<p>1</p>  <p>_____</p> <p>aper</p>	<p>2</p>  <p>_____</p> <p>lass</p>	<p>3</p>  <p>_____</p> <p>ath</p>
<p>4</p>  <p>_____</p> <p>sch</p>	<p>5</p>  <p>_____</p> <p>udent</p>	<p>6</p>  <p>_____</p> <p>eacher</p>
<p>7</p>  <p>_____</p> <p>ibrary</p>	<p>8</p>  <p>_____</p> <p>cience</p>	<p>9</p>  <p>_____</p> <p>oor</p>
<p>10</p>  <p>_____</p> <p>all</p>	<p>11</p>  <p>_____</p> <p>b ll</p>	<p>12</p>  <p>_____</p> <p>P.E.</p>

Trace each word, then match them to the correct picture.



1. hall

2. baby

3. lunch

4. science

5. school

6. math

boy The runs a lot of with things.

Sort the words above to make a te sentence below.

Trace each word, then match them to the correct picture.

backpack 1.



paper 2.



scissors 3.



lock 4.



books 5.








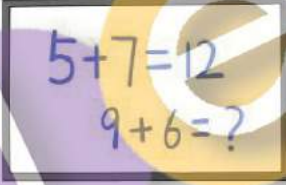



ruler 6.



I draw school. at a picture can

Sort the words above to make a complete sentence below.










Fill in the missing letters to write each word correctly.

<p>1</p>  <p>b _ by</p>	<p>2</p>  <p>b _ s</p>	<p>3</p>  <p>_ _ chool</p>
<p>4</p>  <p>st _ dent</p>	<p>5</p>  <p>_ _ _ _ _ _ _ _</p>	<p>6</p>  <p>_ _ _ _ _</p>
<p>7</p>  <p>_ _ _ _ nch</p>	<p>8</p>  <p>_ _ _ _ _ way</p>	<p>9</p>  <p>_ _ _ _ _</p>

student The has very big a pencil.

Sort the words above to make a complete sentence below.

Circle the correct word and write it on the line.

<p>1</p>  <p>map mep</p> <p>_____</p> <p>-----</p> <p>_____</p>	<p>2</p>  <p>science sinse</p> <p>_____</p> <p>-----</p> <p>_____</p>	<p>3</p>  <p>bus pus</p> <p>_____</p> <p>-----</p> <p>_____</p>
<p>4</p>  <p>plass class</p> <p>_____</p> <p>-----</p> <p>_____</p>	<p>5</p>  <p>library lubriry</p> <p>_____</p> <p>-----</p> <p>_____</p>	<p>6</p>  <p>lench lunch</p> <p>_____</p> <p>-----</p> <p>_____</p>
<p>7</p>  <p>science sinese</p> <p>_____</p> <p>-----</p> <p>_____</p>	<p>8</p>  <p>wayhall hallway</p> <p>_____</p> <p>-----</p> <p>_____</p>	<p>9</p> 

frog looks the hallway. in The little, green

Sort the words above to make a complete sentence below.

Draw a line to match the letters. Then spell the picture word correctly two times.



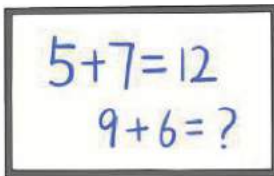
1. g l u u
p l e e



2. c l a s s
k l e s



3. b e s
p u n



4. m o t h
n a p h



5. g e d
h u m












7. b a c k
l o o k



8. b r e s h
p r u c h

Circle the beginning sound and write the word correctly on the line.

<p>1</p>  <p>t c</p> <p>_____</p> <p>_____</p> <p>_____</p>	<p>2</p>  <p>st cr</p> <p>_____</p> <p>_____</p> <p>_____</p>	<p>3</p>  <p>gl pl</p> <p>_____</p> <p>_____</p> <p>_____</p>
<p>4</p>  <p>ch sh</p> <p>_____</p> <p>_____</p> <p>_____</p>	<p>5</p>  <p>r c</p> <p>_____</p> <p>_____</p> <p>_____</p>	<p>6</p>  <p>l b</p> <p>_____</p> <p>_____</p> <p>_____</p>
<p>7</p>  <p>p b</p> <p>_____</p> <p>_____</p> <p>_____</p>	<p>8</p>  <p>b d</p> <p>_____</p> <p>_____</p> <p>_____</p>	<p>9</p>  <p>_____</p> <p>_____</p> <p>_____</p>

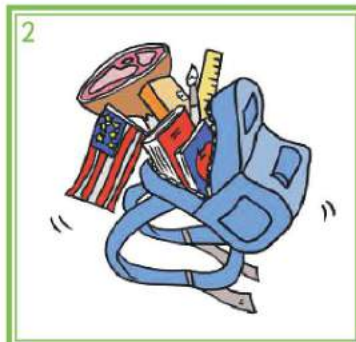
The bus goes school to morning. the in

Sort the words above to make a complete sentence below.

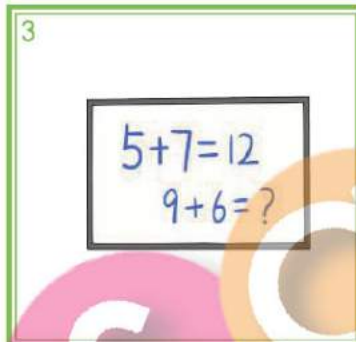
Color in the letter with the sentence that matches the picture to its left.



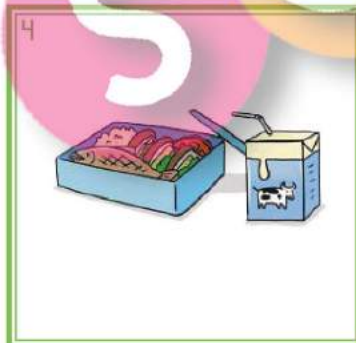
- A The student has to stink.
- B The student has to think.
- C The stink is a student.



- A A lot of bugs in the backpack.
- B There are a things in the backpack.
- C A lot of backpacks on the things.



- A The boy does not like math.
- B The boy does like math a lot.
- C The math is on the boy.



- A The students eat science for lunch.
- B The student eat lunch for science.
- C The students eat in the lunchroom.



- A This teacher likes science.
- B This teacher is science.
- C This science is in the teacher.

Look at the pictures and the letters. What letters are missing?
Write in the missing letters in the circles provided.
Then write the word two more times on the line.

1 | | ck



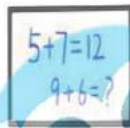
2 | | ll



3 | | s



4 | | m



5 | | +



6 | | n











7 | | p



8 | | sk



Look at the pictures and the letters. What letters are missing?
Write in the missing letters in the circles provided.
Then write the word two more times on the line.

1	o	o	r		_____	_____
2	a	b	y		_____	_____
3	l	u	e		_____	_____
4	e	d			_____	_____
5	ea	d			_____	_____
6	o	g	a		_____	_____
7	e	n			_____	_____
8	o	o	k		_____	_____

Look at the pictures and the letters. What letters are missing?

Write in the missing letters in the circles provided.

Then write the word two more times on the line.

1	m a ○		_____	_____
2	b oo ○		_____	_____
3	dr a ○		_____	_____
4	d es ○		_____	_____
5	b u ○		_____	_____
6	b o ○		_____	_____
7	gr ad ○		_____	_____
8	b o ○		_____	_____

Look at the pictures and letters below. Circle the word within the line of letters.

alphabet
bell
homework
science

crayon
ball
classroom
drawer

library
yoga
bag
gymnastics

pen
lunch
grade
quiet

sum
playground
school
pencil

1



fsdgyhomeworkjg

2



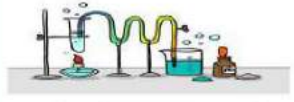
crayonakdkabdkb

3




kadgzebelljbdkeb

4



ajshvdscienceakv

5



akhdealphabetsa

6



ajdherballkadahv

7



akdhgymnasticsh

8



kajdbeclassroomf

9



nkjdbaggdfdasdv

10




ajhdveyogaahvsh

11




ajhdvedeskjahvdj

12




ajhevdlibraryjhda

13



jhevdhvarlunchaj

14




ajhdvccpencilopa

15



zoquietmakdvakh

16



ajhdvjgafegradex

17




thplaygroundakjb

18

$3+2+5=10$

ahvdehjvsumhfpo

19

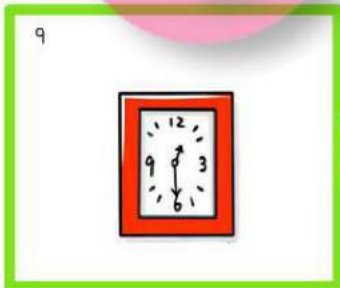
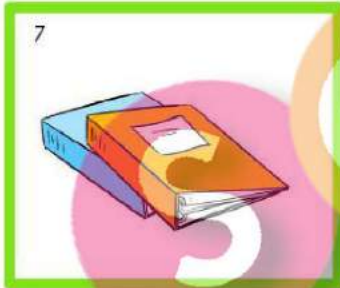



akjdakebaboonakj

20



ajhdcschoolfahvd



Look at the pictures and letters below.
Circle the word within the line of letters.
Draw a line to its matching picture.

1-3

- jahvdhnumbers
- lklgymnasticsv
- kjcalculatorfs

4-6

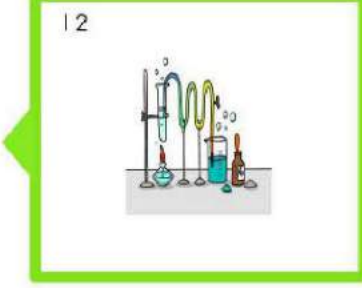
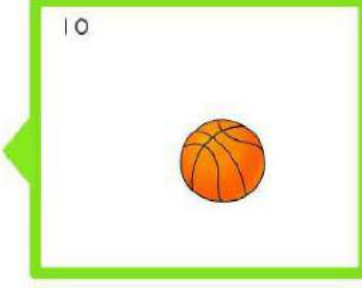
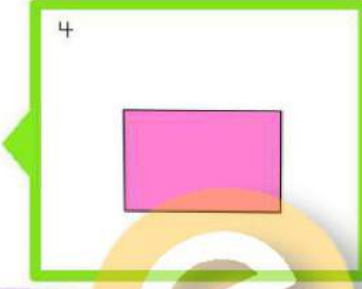
- yogajagdgcjv
- akschoolbaghd
- shrectangleua

7-9

- ajhvroomxoka
- busjafleshdvjh
- cakjdclockahdv

10-12

- letterskahddp
- ballxakjdbjhav
- ajhvpsciencezl



Beginning Sound

Circle the pictures in each row that have the same beginning sound as the letter in the box.

<p>c</p> <p>1</p>	
<p>d</p> <p>2</p>	
<p>l</p> <p>3</p>	
<p>y</p> <p>4</p>	
<p>p</p> <p>5</p>	
<p>b</p> <p>6</p>	
<p>m</p> <p>7</p>	
<p>r</p> <p>8</p>	

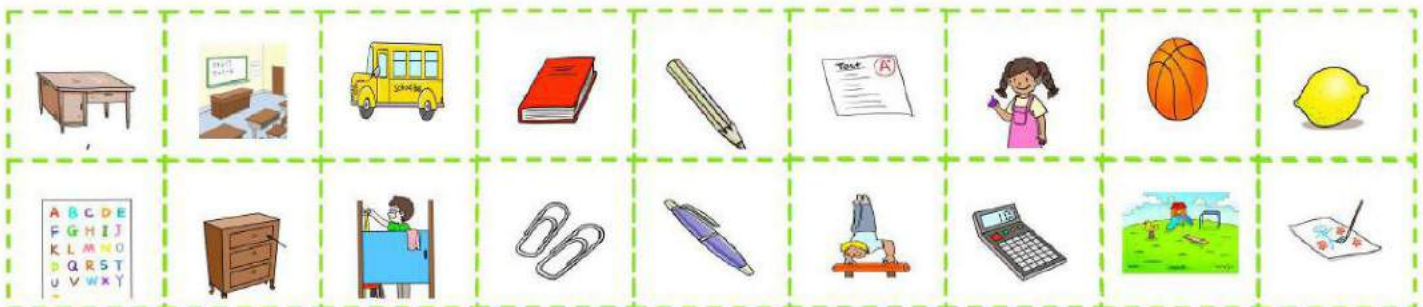
Ending Sounds

Circle the pictures in each row that have the same ending sound as the letter in the box.

1 l	
2 r	
3 k	
4 m	
5 p	
6 t	
7 d	
8 s	

Cut out the pictures below and match them to their beginning sound.





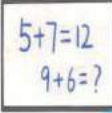
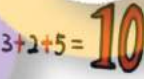






1	p	
2	b	
3	d	
4	g	
5	a	
6	c	








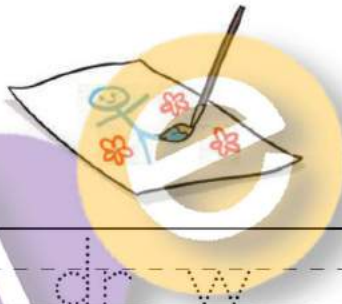



Make your own worksheet below by drawing pictures
and writing words to match each picture.
Have your friends draw lines to match your words to your pictures.

Sample

Draw a line to match the correct letter patterns to create the word that matches the picture.
Then write the word on the line provided.

<p>m a l k e p</p>  <p>_____</p> <p>map</p>	<p>b i dd t a ll</p>  <p>_____</p>
<p>b o k n o m</p>  <p>_____</p>	<p>q ui d p ar et</p>  <p>_____</p>
<p>m a p b t h</p>  <p>_____</p>	<p>t u p s i m</p>  <p>_____</p>
<p>d e t s s k</p>  <p>_____</p>	<p>l h y ch c u n</p>  <p>_____</p>
<p>s o a d r w</p>  <p>_____</p>	<p>sc l w l g h o</p>  <p>_____</p>
<p>b a l r ea g</p>  <p>_____</p>	<p>l i se c a k</p>  <p>_____</p>

Look at the picture and write the missing letters to spell the correct vocabulary word.

<p>1</p>  <p>sch ol</p>	<p>2</p>  <p>scien e</p>	<p>3</p>  <p>m p</p>
<p>4</p>  <p>bo k</p>	<p>5</p>  <p>classr om</p>	<p>6</p>  <p>dr w</p>
<p>7</p>  <p>p n</p>	<p>8</p>  <p>de k</p>	<p>9</p>  <p>gra e</p>

Draw lines to match the word to its picture.



school bus

playground

alphabet

homework

school bag

pencil case



Look at the picture and circle the word that spells the correct vocabulary word.



qtuei
quiet
tiequ



bersnum
srbemun
numbers



glirectan
tanglerec
rectangle



letters
ersttel
ltteesr



calculator
lalactocra
cratolaclu



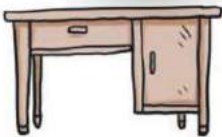
enp
nep
pen



cilpen
lecipn
pencil



gymnastics
nasticsgym
gnasymcits



sked
desk
kesd



bagschool
schoolbag
soolchabg




lifes
files
fisle



groundplay
paylroundg
playground

Look at the pictures. Match the number of the picture to the word.
Write the pictures number in the box beside the word.

swimming pool	2
paper clips	
sum	
classroom	
library	
changing room	
math	
pencil sharpener	
science lab	
alphabet	
do homework	
drawer	



4

$$3+2+5=10$$



7

$$5+7=12$$

$$9+6=?$$



After school I _____.

I like swimming in the _____.


The English _____ has 26 letters.

I change my clothes in the _____.

There are many books in the _____.





Fill in the crossword puzzle using the picture clues below to help you.

Write words across, from left to right → Write words down, from top to bottom ↓





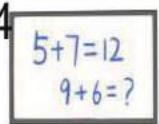



Down

Across

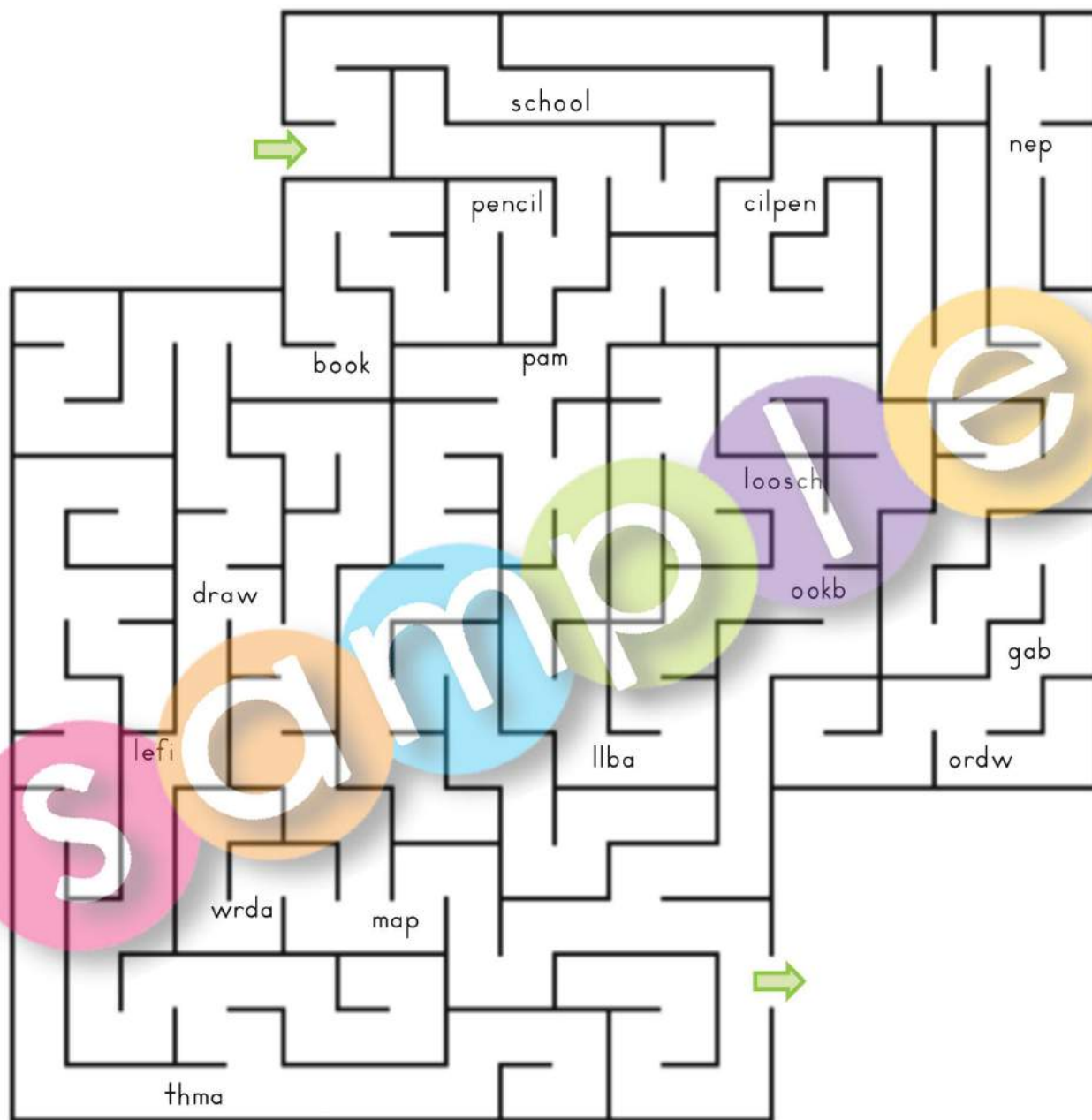
1. 	6. 
2. 	7. 
3. 	8. 

classroom
book
school
pencil
map
grade

sum
ball
science
teacher
math
homework

1. 	6. 
4. 	9. 
5. 	10. 

Complete the maze. Follow the vocabulary words that are spelled correctly.



Match the words from the box to the shapes below, then find out the mystery word and write it.

draw

quiz

book

notes

map

test

teach


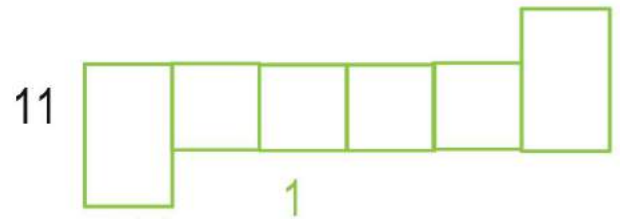
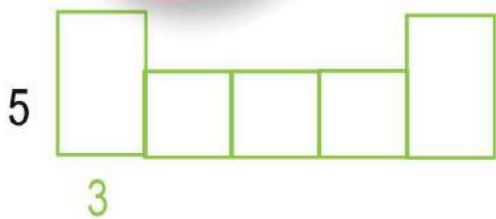

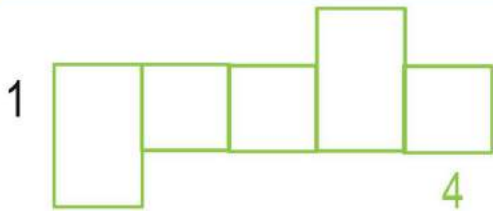
files

homework

grade

pencil

lab



Mystery Word

1	2	3	4	5

Look at the sentence and exchange the picture for a word.

draw

classroom

quiet

desk

math



1. The teacher wants us to be _____.



2. I keep my books on my _____.



3. The _____ is full of students.

4. I like to _____.

$$5+7=12$$

$$9+6=?$$

5. _____ is about numbers.

Use vocabulary words from the box to complete the sentences below.

Quiet

Homework

Classroom

Pencil

ABC

Draw

Map

Books

1. I can sing the _____.
2. I read many _____.
3. This is the _____ of China.
4. At home I do _____.
5. We must be _____ during the class.
6. We sit in the _____.
7. I need to sharpen my _____.
8. I like to _____.

9. Write a sentence of your own using one of the vocabulary words from above.

Look at the picture and write the missing letters to spell the correct vocabulary word.

app

on

lo

le

cray

th

ma

ler

do

ck

ru

cil

tea

or

pen

cher

5+7=12
9+6=?



apple















e



Use words from above to write interesting sentences below.

Look at the pictures and words. Which words are spelled correctly?
Circle the word that is spelled correctly.
Then write it on the line.

 <p>lung lunch</p> <p>_____</p> <p>-----</p> <p>_____</p>	<p>school shoal</p> <p>_____</p> <p>-----</p> <p>_____</p> 
 <p>library librarian</p> <p>_____</p> <p>-----</p> <p>_____</p>	<p>paper pepper</p> <p>_____</p> <p>-----</p> <p>_____</p> 
 <p>body baby</p> <p>_____</p> <p>-----</p> <p>_____</p>	<p>social science</p> <p>_____</p> <p>-----</p> <p>_____</p> 
 <p>bell bill</p> <p>_____</p> <p>-----</p> <p>_____</p>	<p>pen pencil</p> <p>_____</p> <p>-----</p> <p>_____</p> 
 <p>packback backpack</p> <p>_____</p> <p>-----</p> <p>_____</p>	<p>hallway home</p> <p>_____</p> <p>-----</p> <p>_____</p> 
 <p>scissors sick</p> <p>_____</p> <p>-----</p> <p>_____</p>	<p>stipend student</p> <p>_____</p> <p>-----</p> <p>_____</p> 

Unscramble the words below. Circle the words in the box that you unscramble below.

class

math

door

seal

glue

eraser

map

spider

book

ruler

snow

1

mpa

2

kobo

3

rseare

4

slcsa

5

tmha

6

oord













7

luge

8

uerri

Draw a line to match the correct letter patterns to create the word that matches the picture.
Then write the word on the line provided.

<p>1</p> <p>yo gu t ya e rt</p>  <p>_____</p> <p>yogurt</p>	<p>2</p> <p>b o n p e l</p>  <p>_____</p> <p>_____</p>
<p>3</p> <p>g oo r d oa ll</p>  <p>_____</p> <p>_____</p>	<p>4</p> <p>sc ie r e ck e nc</p>  <p>_____</p> <p>_____</p>
<p>5</p> <p>r a d gr ea c</p>  <p>_____</p> <p>_____</p>	<p>6</p> <p>d e ck b y ll</p>  <p>_____</p> <p>_____</p>
<p>7</p> <p>b u n m r s</p>  <p>_____</p> <p>_____</p>	<p>8</p> <p>hi u ar y li br a</p>  <p>_____</p> <p>_____</p>
<p>9</p> <p>t o ck l a c</p>  <p>_____</p> <p>_____</p>	<p>10</p> <p>te o en er w a ch</p>  <p>_____</p> <p>_____</p>
<p>11</p> <p>f u k b oo g</p>  <p>_____</p> <p>_____</p>	<p>12</p> <p>k ra i n c o yo</p>  <p>_____</p> <p>_____</p>

Look at the scrambled words. Unscramble the letters to write the words correctly. Then match the word to its picture.

1. gaoy

yoga



2. dntuets



3. irsssocs



4. rppea



5. mrsosolca



6. ybba



7. tmah




8. holcos



9. pcnlie



10. ulge









Cut out the letters below. How many vocabulary-words that you have learned can you spell?
Glue the letters down to spell as many words as you can.



b	s	e	s	p	u			
a	l	o	l	g	n	l	p	k
u	a	e	u	c	p	r	a	h
p	n	b	s	o	e	c	m	s











Cut out the letters below. How many sight-words that you have learned can you spell?
Glue the letters down to spell as many words as you can.

✂

c	u	l	n	a	e	y	i	r
d	r	e	p	r	n	p	e	c
u	s	l	a	b	o	n	r	e

Look at the scrambled words. Unscramble the letters to write the words correctly. Then match the word to its picture.

- 1 
- 2 
- 3 
- 4 
- 5 
- 6 
- 7 
- 8 
- 9 
- 10 

ap oo ck

l p le

sch o l

b n ch

lu e er

ru a ll

p l per

d oo ent

pen ud r

st c il

apple
