


# Spin and Spell

Spin the spinner. Spell and write the **ee** word.



meet	seed	deer	jeep	cheese	sweet
_____	_____	_____	_____	_____	_____
_____	_____	_____	_____	_____	_____
_____	_____	_____	_____	_____	_____
_____	_____	_____	_____	_____	_____
_____	_____	_____	_____	_____	_____
_____	_____	_____	_____	_____	_____
_____	_____	_____	_____	_____	_____
_____	_____	_____	_____	_____	_____

Hint: Use a paperclip as your spinner.

Which **ee** word did you spin on and write the most? Write it again here!


\_\_\_\_\_

\_\_\_\_\_

\_\_\_\_\_

Spin a picture. Read the word.  
Write the word in the matching letter boxes.  
Place a check mark next to the word after it is written.

- meet
- sweet
- seed
- cheese
- jeep
- deer



Hint: Use a paperclip as your spinner.

		S		
--	--	---	--	--

--	--	--	--	--	--

--	--	--	--	--

		ee		
--	--	----	--	--



--	--	--	--

--	--	--	--



# Spin and Build

Hint: Use a paperclip as your spinner.



Spin a picture.  
Cut and paste the letters to build  
the matching words.



--	--	--



--	--	--



--	--	--



--	--	--

--	--	--

--	--	--

Write your words on the lines.

_____	_____	_____
_____	_____	_____
_____	_____	_____
_____	_____	_____

meet

seed

deer

jeep

cheese

sweet



ee	ee	ee	m	s	d	j	ch	sw
ee	ee	ee	t	t	d	r	p	se



Set One

Spin, Color, and Win!

Each player takes a turn to spin a picture and color the matching word.  
 First player to color all words wins the game.



ee

player 1

player 2

meet	cheese	jeep
seed	meet	seed
seed	cheese	meet
meet	meet	cheese
meet	deer	seed

sweet	seed	sweet
deer	cheese	deer
deer	jeep	seed
sweet	seed	cheese
sweet	jeep	sweet




Set Two



ee

Spin, Color, and Win!

Each player takes a turn to spin a picture and color the matching word.  
First player to color all words wins the game.



player 1

player 2

deer	sweet	sheep
cheek	sheep	sweet
jeep	meet	cheek
cheek	cheek	sweet
sweet	sweet	sheep

deer	sweet	jeep
deer	jeep	sweet
sheep	cheek	sheep
jeep	cheek	jeep
sheep	sheep	sheep

# Make Your Own: #1

# Spin, Color, and Win!

Each player takes a turn to spin a picture and color the matching word.  
First player to color all words wins the game.



player 1



player 2











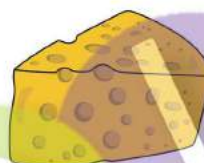
meet



sweet



seed



cheese




jeep




deer

cheek



sheep





s eed



www.PhonicsGarden.com

d eer




www.PhonicsGarden.com

j eep




www.PhonicsGarden.com

ch eese



www.PhonicsGarden.com

sh eep



www.PhonicsGarden.com

ch eek



www.PhonicsGarden.com

s m eet



www.PhonicsGarden.com

sw eet



www.PhonicsGarden.com



Draw and write your own word puzzles on this page.



Blank word puzzle grid with a dashed outline and a vertical zigzag cut line. The URL [www.PhonicsGarden.com](http://www.PhonicsGarden.com) is printed in the bottom right corner.



Word puzzle grid with a dashed outline and a vertical zigzag cut line. The word "Sample" is written across the grid in large, colorful, 3D-style letters: 'S' (pink), 'a' (orange), 'm' (blue), 'p' (green), 'l' (purple), and 'e' (yellow). The URL [www.PhonicsGarden.com](http://www.PhonicsGarden.com) is printed in the bottom right corner.

Word puzzle grid with a dashed outline and a vertical zigzag cut line. The word "Sample" is written across the grid in large, colorful, 3D-style letters: 'S' (pink), 'a' (orange), 'm' (blue), 'p' (green), 'l' (purple), and 'e' (yellow). The URL [www.PhonicsGarden.com](http://www.PhonicsGarden.com) is printed in the bottom right corner.

Blank word puzzle grid with a dashed outline and a vertical zigzag cut line. The URL [www.PhonicsGarden.com](http://www.PhonicsGarden.com) is printed in the bottom right corner.

Draw and write your own word puzzles on this page.



A large rectangular area with a dashed border, divided into two vertical sections. The left section contains a dashed outline of a word puzzle. The right section contains a dashed outline of a word puzzle and the text [www.PhonicsGarden.com](http://www.PhonicsGarden.com).

A large rectangular area with a dashed border, divided into two vertical sections. The left section contains a dashed outline of a word puzzle. The right section contains a dashed outline of a word puzzle and the text [www.PhonicsGarden.com](http://www.PhonicsGarden.com). A large, colorful word "Sample" is overlaid across the middle of the page, with each letter in a different colored circle: 'S' (pink), 'a' (orange), 'm' (light blue), 'p' (light green), 'l' (purple), and 'e' (yellow).

A large rectangular area with a dashed border, divided into two vertical sections. The left section contains a dashed outline of a word puzzle. The right section contains a dashed outline of a word puzzle and the text [www.PhonicsGarden.com](http://www.PhonicsGarden.com).

A large rectangular area with a dashed border, divided into two vertical sections. The left section contains a dashed outline of a word puzzle. The right section contains a dashed outline of a word puzzle and the text [www.PhonicsGarden.com](http://www.PhonicsGarden.com).



Add the missing letters.

Write the words on  
the lines below.



**Letter Blend**  
Word Spelling



\_\_\_ ee \_\_\_

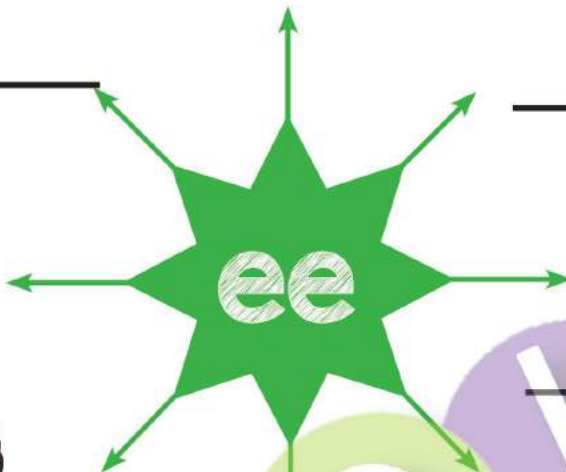


\_\_\_ ee \_\_\_

\_\_\_ ee \_\_\_



\_\_\_ ee \_\_\_



\_\_\_ ee \_\_\_



\_\_\_ ee \_\_\_

\_\_\_ ee \_\_\_



\_\_\_ ee \_\_\_

1. see

5. \_\_\_\_\_

2. \_\_\_\_\_

6. \_\_\_\_\_

3. \_\_\_\_\_

7. \_\_\_\_\_

4. \_\_\_\_\_

8. \_\_\_\_\_

Choose one or two words from above and make a great sentence below.

\_\_\_\_\_

-----

\_\_\_\_\_

-----


\_\_\_\_\_

Add the missing letters.

Write the words on  
the lines below.



m \_ \_ t



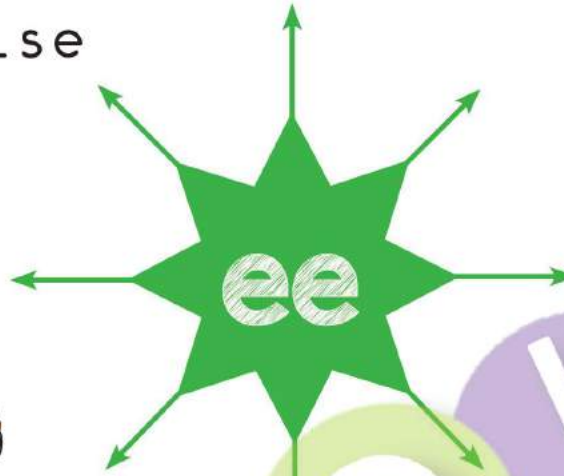
ch \_ \_ se



s \_ \_ d



s w \_ \_ t



sh \_ \_ p



j \_ \_ p



ch \_ \_ k



d \_ \_ r

1. msot

5. \_\_\_\_\_

2. \_\_\_\_\_

6. \_\_\_\_\_

3. \_\_\_\_\_

7. \_\_\_\_\_

4. \_\_\_\_\_

8. \_\_\_\_\_

Choose one or two words from above and make a great sentence below.

\_\_\_\_\_

\_\_\_\_\_

\_\_\_\_\_

\_\_\_\_\_

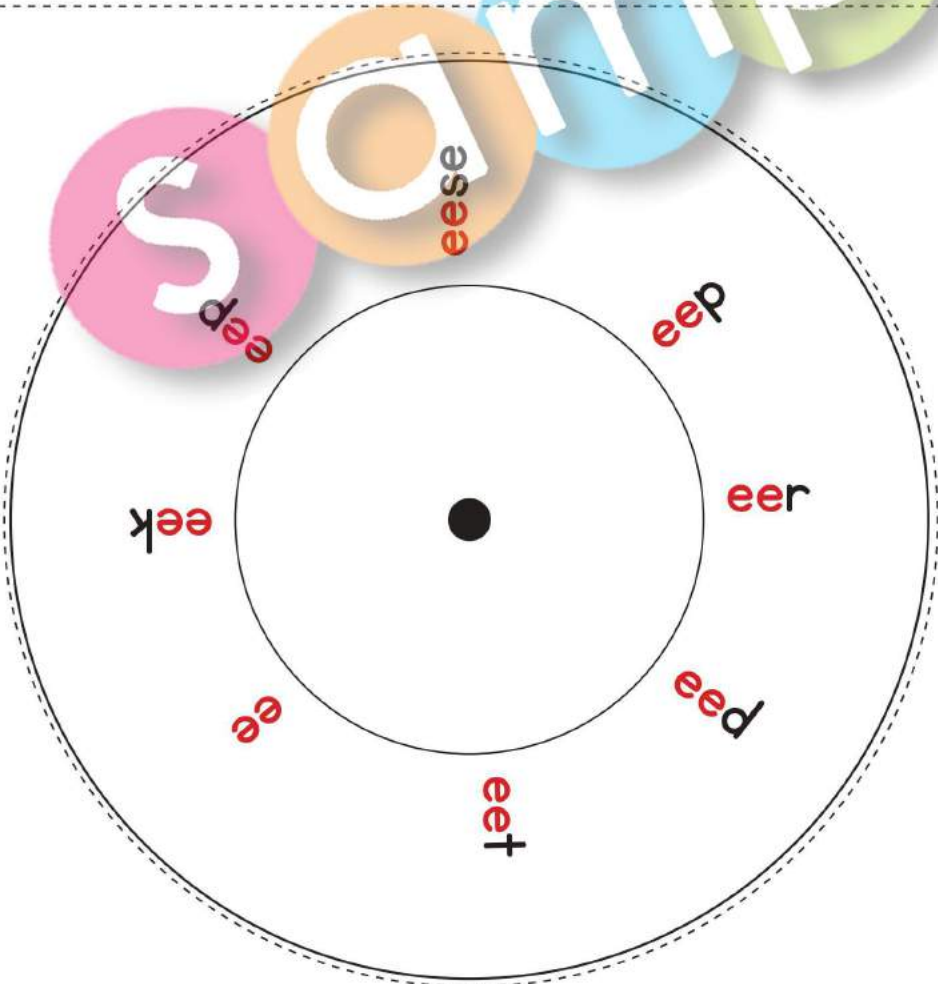
\_\_\_\_\_

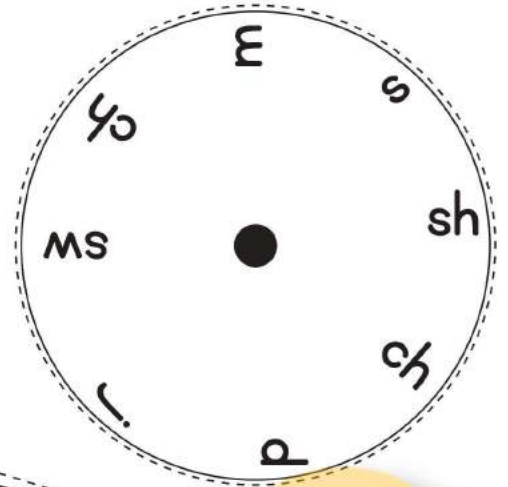


After you have finished assembling your word wheel, practice writing each word as you spin the wheel. Spin, read, and write your new words!

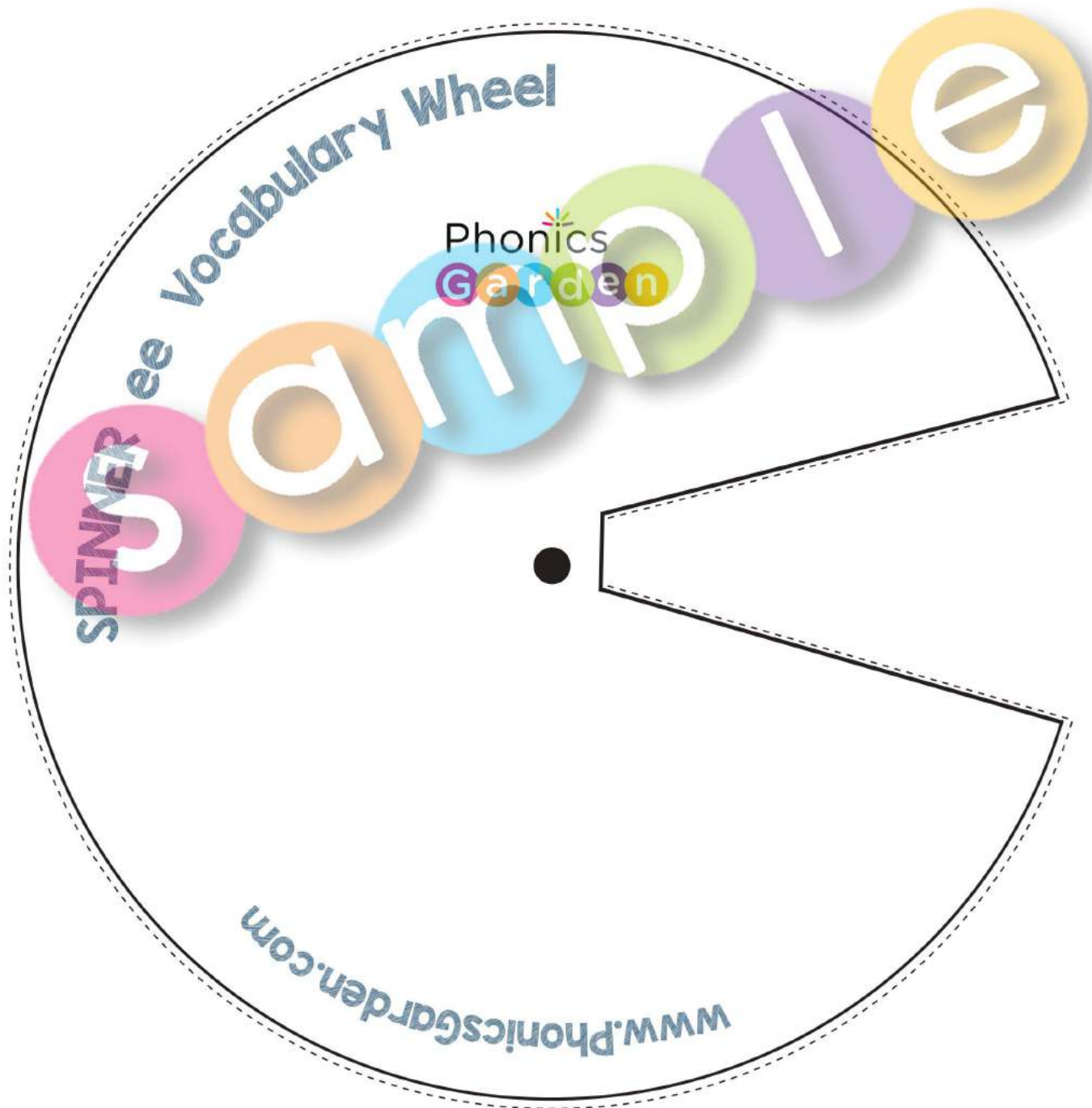
Write each word on your word-wheel 2 times each.

<hr/> <hr/> <hr/> <hr/> <hr/> <hr/> <hr/> <hr/>	<hr/> <hr/> <hr/> <hr/> <hr/> <hr/> <hr/> <hr/>	<hr/> <hr/> <hr/> <hr/> <hr/> <hr/> <hr/> <hr/>	<hr/> <hr/> <hr/> <hr/> <hr/> <hr/> <hr/> <hr/>
<hr/> <hr/> <hr/> <hr/> <hr/> <hr/> <hr/> <hr/>	<hr/> <hr/> <hr/> <hr/> <hr/> <hr/> <hr/> <hr/>	<hr/> <hr/> <hr/> <hr/> <hr/> <hr/> <hr/> <hr/>	<hr/> <hr/> <hr/> <hr/> <hr/> <hr/> <hr/> <hr/>










# SPINNER ee Reading Wheel

www.PhonicsGarden.com



ee Reading Wheel

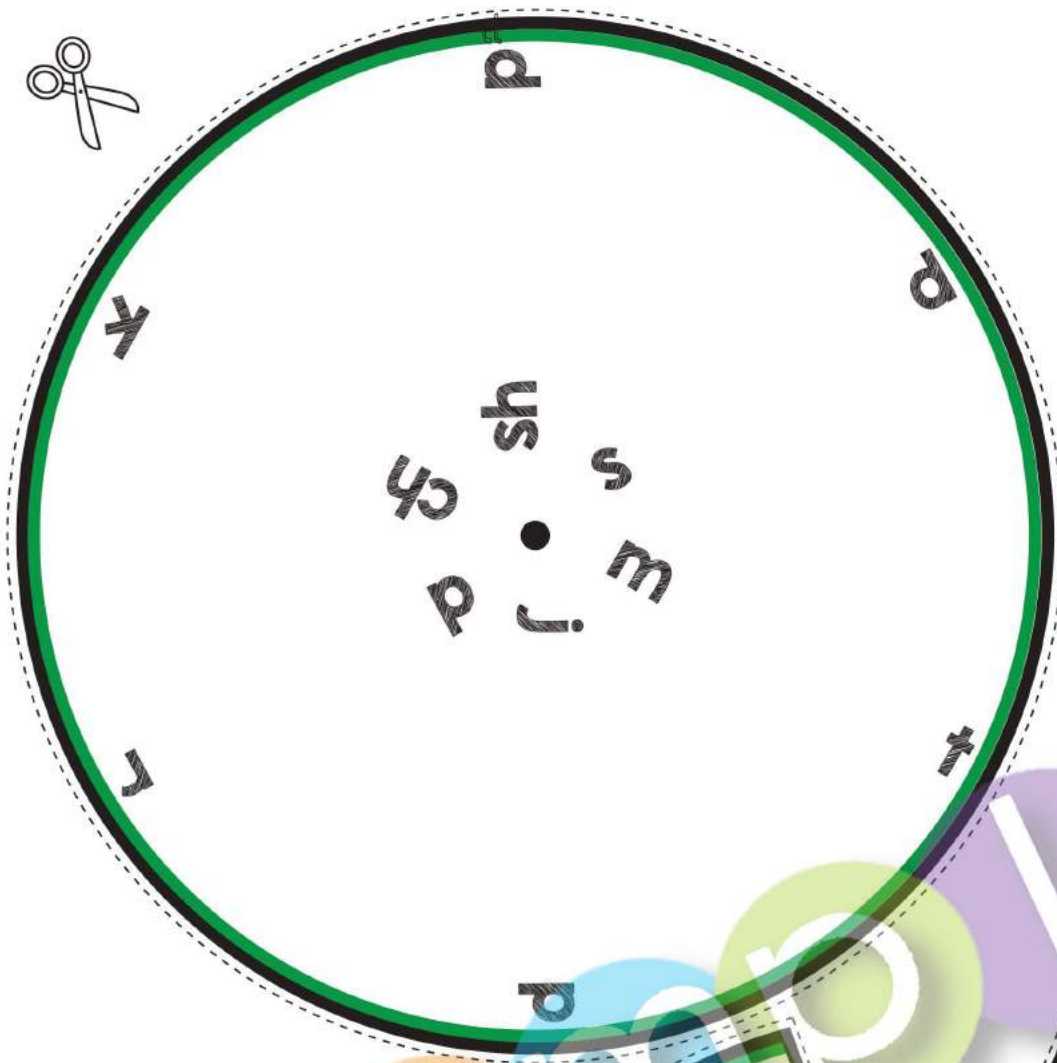
deep

cheese

sweet

seed

meet

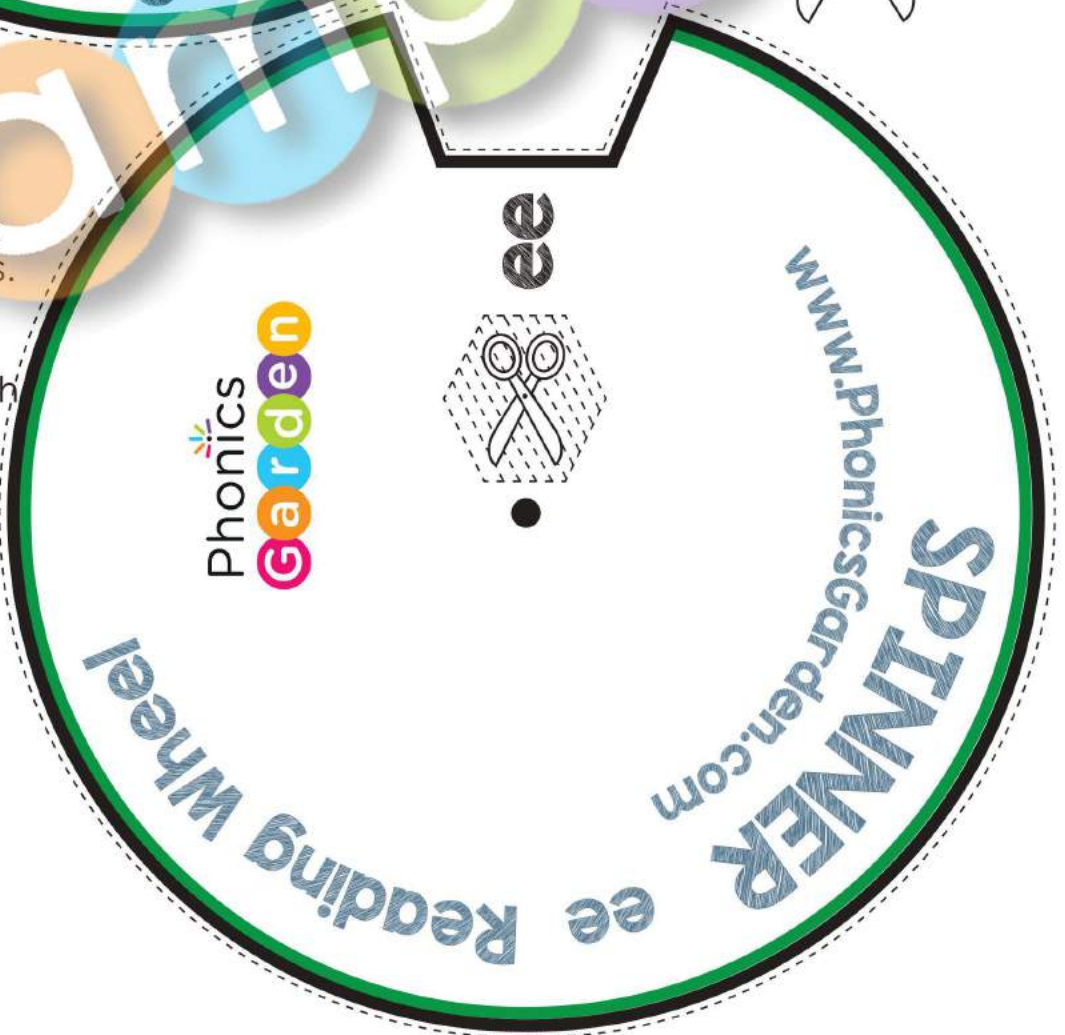


## Directions

Step 1: Print the word wheel on card stock paper for best results.

Step 2: Attach the front to the back with a brass paper fastener, paperclip, or another fastening object.

Step 3: Have your students spin the wheel to make and read the words.





# Word Wheel

This Word Wheel will help your students practice reading.  
Moving the wheel will match the word with the picture clue.

**ee**

Vocabulary Word Wheel

Name: \_\_\_\_\_

[www.PhonicsGarden.com](http://www.PhonicsGarden.com)

TOP

jeep

cheese

deer

sweet

seed

meet

BOTTOM

## Instructions

1. Copy on to the white card stock
2. Cut out the two shapes on the dotted lines.
3. Place TOP wheel on the TOP of the BOTTOM wheel.
4. Insert split pin in the center.
5. Have students spin and read.

Cut out the words and pictures. Paste them down where they belong matching each word and picture.

ee

ng



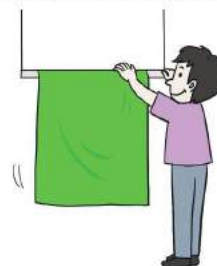


meet

seed

spring

hang




jeep

sweet



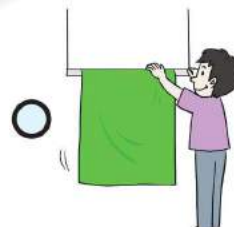

song

wing



Connect the /ee/ Letter Blend words with the ee.

Connect the words that are NOT part of the /ee/ Letter Blend with the X.



Practice writing your /ee/ words.





_____	_____	_____
_____	_____	_____
_____	_____	_____
_____	_____	_____





What  
is in the

ee house?



When you are done cutting and pasting your words, finish the sentence below. Add a full-stop period.

A \_\_\_\_\_, \_\_\_\_\_, \_\_\_\_\_, and  
\_\_\_\_\_ are in the house

Write the missing letters below. Cut out the boxes and glue the top flap onto the matching picture. ✂

m \_ \_ t

sh \_ \_ p

sw \_ \_ t




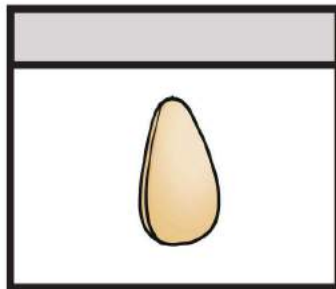
ch \_ \_ k



What  
is in the



e e house?



When you are done cutting and pasting your words, finish the sentence below. Add a full-stop period.

A \_\_\_\_\_, \_\_\_\_\_, \_\_\_\_\_, and  
\_\_\_\_\_, are in the house

Write the missing letters below. Cut out the boxes and glue the top flap onto the matching picture. ✂

s \_ \_ nt

ch \_ \_ se

j \_ \_ p

d \_ \_ r

Cut out each of the puzzle pieces and glue them where they belong.

meet	glue piece here	seed	glue piece here
cheese	glue piece here	deer	glue piece here
sweet	glue piece here	jeep	glue piece here
cheek	glue piece here	sheep	glue piece here
ee	glue piece here	ee	glue piece here

Scissors icon

Deer

Girl

Scissors icon

Cheese

Sheep

Jeep

Candy

Boy and Girl

Scissors icon


Egg



Color the word box that goes with the picture.


Write the words below.

**1**




jeep	deer
------	------

**2**




sweet	deer
-------	------

**3**




sweet	sheep
-------	-------

**4**




sheep	cheese
-------	--------

**5**




cheese	cheek
--------	-------

**6**




meet	jeep
------	------

**7**



meet	cheek
------	-------

**8**



sheep	seed
-------	------

**1**

---



---



---

**2**

---



---



---

**3**

---



---



---

**4**

---



---



---

**5**

---



---



---

**6**

---



---



---

**7**

---



---



---

**8**

---



---



---

Write the letters in the correct order to make the word that matches the picture.

1



s

d

ee

2



d

ee

r

3



p

ee

j

4



ee

k

ee

5



p

sh

ee

6



ee

m

t

7




sw

t

ee

8



se

ch

ee

Write the letters in the correct order to make the word that matches the picture.









1		<div style="display: flex; gap: 10px;"> <div style="border: 1px solid black; border-radius: 50%; width: 40px; height: 40px; display: flex; align-items: center; justify-content: center;">r</div> <div style="border: 1px solid black; border-radius: 50%; width: 40px; height: 40px; display: flex; align-items: center; justify-content: center;">d</div> <div style="border: 1px solid black; border-radius: 50%; width: 40px; height: 40px; display: flex; align-items: center; justify-content: center;">ee</div> </div> <div style="border-top: 1px solid black; border-bottom: 1px dashed black; height: 20px; width: 100%;"></div> <div style="border-bottom: 1px solid black; height: 20px; width: 100%;"></div>
2		<div style="display: flex; gap: 10px;"> <div style="border: 1px solid black; border-radius: 50%; width: 40px; height: 40px; display: flex; align-items: center; justify-content: center;">s</div> <div style="border: 1px solid black; border-radius: 50%; width: 40px; height: 40px; display: flex; align-items: center; justify-content: center;">d</div> <div style="border: 1px solid black; border-radius: 50%; width: 40px; height: 40px; display: flex; align-items: center; justify-content: center;">ee</div> </div> <div style="border-top: 1px solid black; border-bottom: 1px dashed black; height: 20px; width: 100%;"></div> <div style="border-bottom: 1px solid black; height: 20px; width: 100%;"></div>
3		<div style="display: flex; gap: 10px;"> <div style="border: 1px solid black; border-radius: 50%; width: 40px; height: 40px; display: flex; align-items: center; justify-content: center;">k</div> <div style="border: 1px solid black; border-radius: 50%; width: 40px; height: 40px; display: flex; align-items: center; justify-content: center;">ee</div> <div style="border: 1px solid black; border-radius: 50%; width: 40px; height: 40px; display: flex; align-items: center; justify-content: center;">ch</div> </div> <div style="border-top: 1px solid black; border-bottom: 1px dashed black; height: 20px; width: 100%;"></div> <div style="border-bottom: 1px solid black; height: 20px; width: 100%;"></div>
4		<div style="display: flex; gap: 10px;"> <div style="border: 1px solid black; border-radius: 50%; width: 40px; height: 40px; display: flex; align-items: center; justify-content: center;">ee</div> <div style="border: 1px solid black; border-radius: 50%; width: 40px; height: 40px; display: flex; align-items: center; justify-content: center;">sw</div> <div style="border: 1px solid black; border-radius: 50%; width: 40px; height: 40px; display: flex; align-items: center; justify-content: center;">t</div> </div> <div style="border-top: 1px solid black; border-bottom: 1px dashed black; height: 20px; width: 100%;"></div> <div style="border-bottom: 1px solid black; height: 20px; width: 100%;"></div>
5		<div style="display: flex; gap: 10px;"> <div style="border: 1px solid black; border-radius: 50%; width: 40px; height: 40px; display: flex; align-items: center; justify-content: center;">t</div> <div style="border: 1px solid black; border-radius: 50%; width: 40px; height: 40px; display: flex; align-items: center; justify-content: center;">ee</div> <div style="border: 1px solid black; border-radius: 50%; width: 40px; height: 40px; display: flex; align-items: center; justify-content: center;">m</div> </div> <div style="border-top: 1px solid black; border-bottom: 1px dashed black; height: 20px; width: 100%;"></div> <div style="border-bottom: 1px solid black; height: 20px; width: 100%;"></div>
6		<div style="display: flex; gap: 10px;"> <div style="border: 1px solid black; border-radius: 50%; width: 40px; height: 40px; display: flex; align-items: center; justify-content: center;">sh</div> <div style="border: 1px solid black; border-radius: 50%; width: 40px; height: 40px; display: flex; align-items: center; justify-content: center;">ee</div> <div style="border: 1px solid black; border-radius: 50%; width: 40px; height: 40px; display: flex; align-items: center; justify-content: center;">p</div> </div> <div style="border-top: 1px solid black; border-bottom: 1px dashed black; height: 20px; width: 100%;"></div> <div style="border-bottom: 1px solid black; height: 20px; width: 100%;"></div>
7		<div style="display: flex; gap: 10px;"> <div style="border: 1px solid black; border-radius: 50%; width: 40px; height: 40px; display: flex; align-items: center; justify-content: center;">se</div> <div style="border: 1px solid black; border-radius: 50%; width: 40px; height: 40px; display: flex; align-items: center; justify-content: center;">ch</div> <div style="border: 1px solid black; border-radius: 50%; width: 40px; height: 40px; display: flex; align-items: center; justify-content: center;">ee</div> </div> <div style="border-top: 1px solid black; border-bottom: 1px dashed black; height: 20px; width: 100%;"></div> <div style="border-bottom: 1px solid black; height: 20px; width: 100%;"></div>
8		<div style="display: flex; gap: 10px;"> <div style="border: 1px solid black; border-radius: 50%; width: 40px; height: 40px; display: flex; align-items: center; justify-content: center;">p</div> <div style="border: 1px solid black; border-radius: 50%; width: 40px; height: 40px; display: flex; align-items: center; justify-content: center;">ee</div> <div style="border: 1px solid black; border-radius: 50%; width: 40px; height: 40px; display: flex; align-items: center; justify-content: center;">j</div> </div> <div style="border-top: 1px solid black; border-bottom: 1px dashed black; height: 20px; width: 100%;"></div> <div style="border-bottom: 1px solid black; height: 20px; width: 100%;"></div>



UNSCRAMBLE the LETTERS Write the missing letter in the circle.  
Write the letters in the correct order to make the word that matches the picture.

1		<input type="text" value="t"/> <input type="text" value="ee"/> <input type="text" value="sw"/>	_____ _____ _____
2		<input type="text" value="m"/> <input type="text"/> <input type="text" value="ee"/>	_____ _____ _____
3		<input type="text" value="k"/> <input type="text" value="ee"/> <input type="text"/>	_____ _____ _____
4		<input type="text"/> <input type="text" value="p"/> <input type="text" value="ee"/>	_____ _____ _____
5		<input type="text" value="ee"/> <input type="text"/> <input type="text" value="se"/>	_____ _____ _____
6		<input type="text" value="j"/> <input type="text"/> <input type="text" value="ee"/>	_____ _____ _____
7		<input type="text" value="d"/> <input type="text" value="ee"/> <input type="text"/>	_____ _____ _____
8		<input type="text" value="s"/> <input type="text" value="d"/> <input type="text"/>	_____ _____ _____

Read and Write! Write the missing letter in the circle.  
Write the letters in the correct order to make the word that matches the picture.


1		<input type="text"/>	ee	d	_____
2		d	<input type="text"/>	r	_____
3		j	<input type="text"/>	p	_____
4		ch	ee	<input type="text"/>	_____
5		<input type="text"/>	ee	p	_____
6		ch	<input type="text"/>	k	_____
7		m	ee	<input type="text"/>	_____
8		<input type="text"/>	ee	t	_____






Say it! Build it! Write! Color the letters that spell the picture's name. Write the word on the line.

meet seed sweet deer cheese jeep cheek sheep

1 

s	oo	b	ee	ou	ld	d	nd
---	----	---	----	----	----	---	----

 \_\_\_\_\_  
 \_\_\_\_\_

2 

gl	d	ee	ai	i	oi	r	ck
----	---	----	----	---	----	---	----

 \_\_\_\_\_  
 \_\_\_\_\_

3 


j	ee	b	nk	i	p	mp	nk
---	----	---	----	---	---	----	----

 \_\_\_\_\_  
 \_\_\_\_\_

4 


ch	ea	b	ee	ch	d	se	ne
----	----	---	----	----	---	----	----

 \_\_\_\_\_  
 \_\_\_\_\_

5 


tr	sl	oa	sh	ee	d	nt	p
----	----	----	----	----	---	----	---

 \_\_\_\_\_  
 \_\_\_\_\_

6 


ch	ai	b	oo	m	p	ee	k
----	----	---	----	---	---	----	---

 \_\_\_\_\_  
 \_\_\_\_\_

7 

fl	oi	m	ee	i	t	n	mp
----	----	---	----	---	---	---	----

 \_\_\_\_\_  
 \_\_\_\_\_

8 

sw	c	ee	ou	i	oo	t	m
----	---	----	----	---	----	---	---

 \_\_\_\_\_  
 \_\_\_\_\_

Say it! Build it! Write! Color the letters that spell the picture's name. Write the word on the line.

meet      seed      sweet      deer      cheese      jeep      cheek      sheep

1



ch	oo	ee	ai	ou	ld	k	nd
----	----	----	----	----	----	---	----

---




---



---

2



gl	br	sh	ai	ee	oi	p	ck
----	----	----	----	----	----	---	----

---




---



---

3



ch	ee	oa	nk	n	ee	mp	se
----	----	----	----	---	----	----	----

---



---



---

4



d	ea	b	ee	r	d	ck	ne
---	----	---	----	---	---	----	----

---



---



---

5



tr	j	oa	dr	ee	d	nt	p
----	---	----	----	----	---	----	---

---



---



---

6



sm	m	t	ee	a	t	nd	ch
----	---	---	----	---	---	----	----

---



---



---

7



fl	oi	sw	ee	i	oo	ch	t
----	----	----	----	---	----	----	---

---



---



---

8



s	sn	ee	ou	i	oo	d	m
---	----	----	----	---	----	---	---

---



---



---

Draw a line to match the letters.

Write the words two times each.



1. 

s	ee	d
pr	ee	nd

\_\_\_\_\_

\_\_\_\_\_

\_\_\_\_\_



2. 

sl	ee	b
d	o	r

\_\_\_\_\_

\_\_\_\_\_

\_\_\_\_\_



3. 

tr	ee	t
sw	oi	lf

\_\_\_\_\_

\_\_\_\_\_

\_\_\_\_\_



4. 

m	oy	t
fl	ee	le

\_\_\_\_\_

\_\_\_\_\_

\_\_\_\_\_



5. 

ch	ee	nd
sm	u	k

\_\_\_\_\_

\_\_\_\_\_

\_\_\_\_\_




6. 

sh	ea	k
dr	ee	p

\_\_\_\_\_

\_\_\_\_\_

\_\_\_\_\_



7. 

fr	a	se
ch	ee	sh

\_\_\_\_\_

\_\_\_\_\_

\_\_\_\_\_



8. 

pl	ee	ch
j	u	p

\_\_\_\_\_

\_\_\_\_\_

\_\_\_\_\_




SEE - SAY - CUT - PASTE - READ

ee set l


Cut out the letters. Glue them under the pictures to spell the words correctly.

1.




--	--	--

2.



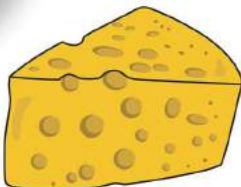
--	--	--

3.



--	--	--

4.



--	--	--

s	d	j	p	ee	ee
ee	ee	ch	se	r	d




SEE - SAY - CUT - PASTE - READ

ee set 2


Cut out the letters. Glue them under the pictures to spell the words correctly.

1.




--	--	--

2.




--	--	--

3.



--	--	--

4.



--	--	--

ee

ee

sh

t

k

sw

ee

ee

m

p

t

ch



Trace

seed

write

\_\_\_\_\_

color

seed

Trace

cheese

write

\_\_\_\_\_

color

cheese

Trace

sweet

write

\_\_\_\_\_

color

sweet

Trace

deer

write

\_\_\_\_\_

color

deer

Write a sentence of your own using some words from above.

\_\_\_\_\_

\_\_\_\_\_

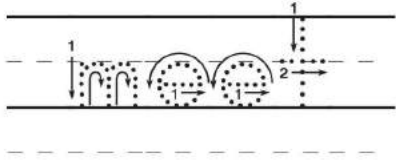
\_\_\_\_\_

\_\_\_\_\_

\_\_\_\_\_



Trace



write

\_\_\_\_\_

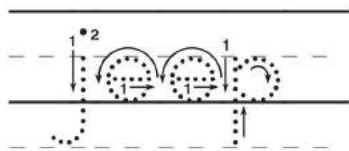
-----

\_\_\_\_\_

color

meet

Trace



write

\_\_\_\_\_

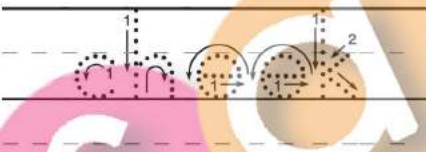
-----

\_\_\_\_\_

color

jeep

Trace



write

\_\_\_\_\_

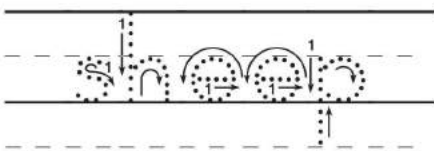
-----

\_\_\_\_\_

color

cheek

Trace



write

\_\_\_\_\_

-----

\_\_\_\_\_

color

sheep

Write a sentence of your own using some words from above.

\_\_\_\_\_

-----


\_\_\_\_\_

-----

\_\_\_\_\_

-----

## SENTENCE BUILDING



It is a big sheep.

---

---

---

---



She has two cheeks.

---

---

---

---

Cut out the words and paste them in the boxes above to make a sentence. Then, write your sentence on the line.



big	It	is	a	sheep	.
She	two		has	cheeks	.

## SENTENCE BUILDING



I wanted to meet him.

It was very sweet.

Cut out the words and paste them in the boxes above to make a sentence. Then, write your sentence on the line.



him	to	I	meet	wanted .
was	It		very	sweet .



## SENTENCE BUILDING



It is a small seed.



It was a brown deer.

Cut out the words and paste them in the boxes above to make a sentence. Then, write your sentence on the line.



is	seed	It	a	small	.
It	brown	a	deer	was	.

## SENTENCE BUILDING



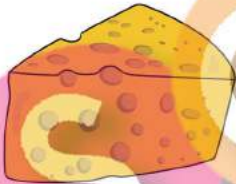
It is an orange jeep.

---

---

---

---



It is a small piece of cheese.

---

---

---

---

Cut out the words and paste them in the boxes above to make a sentence. Then, write your sentence on the line.



an	It	is	orange	jeep	.		
It	piece	small	a	is	of	cheese	.

# Let's Read the ee Words

Directions: To assemble your flip-book reader, cut out all the boxes along the dashed-black lines. Attach the smaller boxes on top of each other by stapling them to the shaded gray area indicated. The top box has the word "Name" on it.



Front Cover

Flip-Book Page 1 of 4

Back Page

Flip-Book

Name \_\_\_\_\_

My book of ee words

Flip-Book

ee

A






A — — eh www.PhonicsGarden.com	A — — eh www.PhonicsGarden.com
A — — sh www.PhonicsGarden.com	A — — sw www.PhonicsGarden.com
A — — s www.PhonicsGarden.com	A — — j www.PhonicsGarden.com
A — — m www.PhonicsGarden.com	A — — d www.PhonicsGarden.com





C \_\_\_\_\_


se



www.PhonicsGarden.com

C \_\_\_\_\_

k



www.PhonicsGarden.com

C \_\_\_\_\_

p



www.PhonicsGarden.com

C \_\_\_\_\_

p



www.PhonicsGarden.com

C \_\_\_\_\_

t



www.PhonicsGarden.com

C \_\_\_\_\_

d



www.PhonicsGarden.com

After you have finished assembling your word wheel, practice writing each word as you spin the wheel. Spin, read, and write your new words!

Write each /ee/ word from your flip-book 2 times each.

meet

---

---

---

---

---

---

deer

---

---

---

---

---

---

cheese

---

---

---

---

---

---

cheek

---

---

---

---

---

---

jeep

---

---

---

---

---

---

seed

---

---

---

---

---

---

sweet

---

---

---

---

---

---

sheep

---

---

---

---


---

---



C \_\_\_\_\_


r



www.PhonicsGarden.com

C \_\_\_\_\_

+




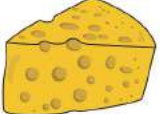






www.PhonicsGarden.com



Directions: Cut out the letters and build the words to match the pictures.

# See It! Build It!

		ee				ee	
			p				
		ee					k
	m	ee			sw		t

Directions: Draw and write two of your own /ee/ words in the boxes below.

--	--	--	--	--	--	--	--

d r j ee p sh t s ch d ee se ch

ee

ee

Directions: Read the sentence and match the picture to it.

# Match It!

Set 1

1



It is a big sheep.

2



She has two cheeks.

3



I wanted to meet him.

4



It was very sweet.

5






Directions: Draw and write your own /ee/ word sentence.

\_\_\_\_\_

-----

\_\_\_\_\_

-----



Directions: Read the sentence and match the picture to it.

# Match It!


Set 2

1



It is a small seed.

2



It was a brown deer.

3




It is an orange jeep.

4



It is a small piece of cheese.

5




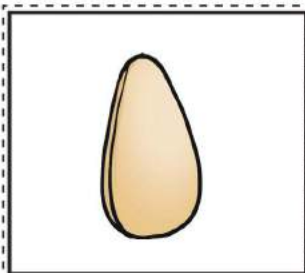


Directions: Draw and write your own /ee/ word sentence.

\_\_\_\_\_

\_\_\_\_\_

\_\_\_\_\_






Directions: Read the sentence and write the missing word in the blank. Use the pictures to help you.

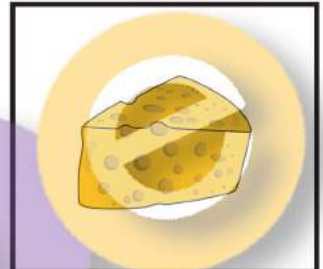
Set 1

# FILL IT!


1 I can drive my \_\_\_\_\_.



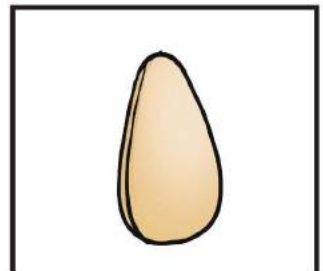
2 It's a small piece of \_\_\_\_\_.



3 It was a \_\_\_\_\_.



4 It is an apple \_\_\_\_\_.




5 Directions: Draw and write your own /ee/ word sentence.

\_\_\_\_\_

-----

\_\_\_\_\_




jeep      seed      cheese      deer

Directions: Read the sentence and write the missing word in the blank. Use the pictures to help you.

# FILL IT!

1 It is a white \_\_\_\_\_.




2 I kiss him on the \_\_\_\_\_.



3 I will \_\_\_\_\_ them.



4 It is a \_\_\_\_\_ candy.



5 Directions: Draw and write your own /ee/ word sentence.

\_\_\_\_\_

-----

\_\_\_\_\_



cheek    sheep    meet    sweet

Directions: Trace the words  
and draw a matching picture.

ee DRAW IT!

meet

cheese

seed

jeep

deer

cheek

cheese


deer

sheep

jeep

sweet


seed





Directions: Look at the pictures and write the word that matches.


ee WRITE IT!



\_\_\_\_\_

\_\_\_\_\_


\_\_\_\_\_



\_\_\_\_\_

\_\_\_\_\_

\_\_\_\_\_



\_\_\_\_\_

\_\_\_\_\_


\_\_\_\_\_



\_\_\_\_\_

\_\_\_\_\_

\_\_\_\_\_



\_\_\_\_\_

\_\_\_\_\_

\_\_\_\_\_



\_\_\_\_\_

\_\_\_\_\_

\_\_\_\_\_



\_\_\_\_\_

\_\_\_\_\_

\_\_\_\_\_



\_\_\_\_\_

\_\_\_\_\_

\_\_\_\_\_

Directions: Draw and write your own /ee/ words.



\_\_\_\_\_

\_\_\_\_\_


\_\_\_\_\_



\_\_\_\_\_

\_\_\_\_\_

\_\_\_\_\_



\_\_\_\_\_

\_\_\_\_\_

\_\_\_\_\_



\_\_\_\_\_


\_\_\_\_\_

\_\_\_\_\_

Directions: Circle the words that belong with the /ee/ Letter Blend.

# CIRCLE IT!

meet



spring

seed

hang

jeep

song

seed

swing

cheek

wing

cheese

sheep

sweet

ring

strong

meet

deer

Directions: Draw a line to connect the picture with the word it matches.

## CONNECT IT

a



b



c



d




e



f



g



h



1. cheek

2. seed

3. meet


4. sheep

5. sweet

6. deer










7. jeep

8. cheese





Circle the correct word and write it on the line.

<p>1. </p> <p>meet                      seed</p> <p>_____</p> <p>-----</p> <p>_____</p>	<p>2. </p> <p>cheek                      deer</p> <p>_____</p> <p>-----</p> <p>_____</p>	<p>3. </p> <p>deer                      cheese</p> <p>_____</p> <p>-----</p> <p>_____</p>
<p>4. </p> <p>seed                      sweet</p> <p>_____</p> <p>-----</p> <p>_____</p>	<p>5. </p> <p>deer                      sheep</p> <p>_____</p> <p>-----</p> <p>_____</p>	<p>6. </p> <p>sweet                      jeep</p> <p>_____</p> <p>-----</p> <p>_____</p>
<p>7. </p> <p>cheek                      sheep</p> <p>_____</p> <p>-----</p> <p>_____</p>	<p>8. </p> <p>meet                      jeep</p> <p>_____</p> <p>-----</p> <p>_____</p>	<p>9. </p> <p>cheese                      seed</p> <p>_____</p> <p>-----</p> <p>_____</p>

a                      is                      It                      very                      small                      seed.

Sort the words above to make a complete sentence below.

\_\_\_\_\_

-----

\_\_\_\_\_

-----

\_\_\_\_\_

-----

\_\_\_\_\_

-----

\_\_\_\_\_

-----

\_\_\_\_\_

-----



Choose words from today's lesson. Write and draw them below.

<p>1.</p>     <p>Word: _____</p> <p>_____</p> <p>_____</p>	<p>2.</p>     <p>Word: _____</p> <p>_____</p> <p>_____</p>
<p>3.</p>     <p>Word: _____</p> <p>_____</p> <p>_____</p>	<p>4.</p>     <p>Word: _____</p> <p>_____</p> <p>_____</p>



Choose words from today's lesson. Write and draw them below.

<p>1.</p>     <p>Word: _____</p> <p>_____</p> <p>_____</p>	<p>2.</p>     <p>Word: _____</p> <p>_____</p> <p>_____</p>
<p>3.</p>     <p>Word: _____</p> <p>_____</p> <p>_____</p>	<p>4.</p>     <p>Word: _____</p> <p>_____</p> <p>_____</p>

# I Can Read and Match

Trace each word, then match them to the correct picture.

sweet

1

a



deer

2

b



jeep

3

c



sheep

4

d



cheek

5

e



meet

6

f



cheese

7


g



seed

8

h



Draw and write a story using as many words from the right as you can!

Blank writing area with a large box at the top and several sets of primary-ruled lines (top solid, middle dashed, bottom solid) below. A large, colorful 'Sample' watermark is diagonally across the middle.



meet




seed



sheep



cheek



cheese



deer



sweet



jeep



Draw and write two sentences using some of the words to the right.



meet




seed



sheep



cheek



cheese



deer



sweet



jeep








Blank writing area for the first sentence.

Handwriting practice lines with a dashed midline.

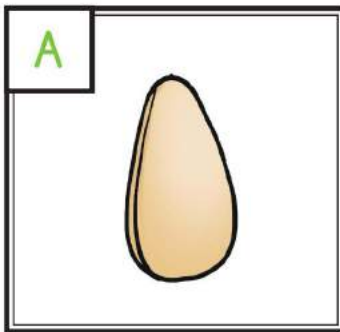
Blank writing area for the second sentence.

Handwriting practice lines with a dashed midline.

Circle the correct word and write it on the line. Add a full-stop period to each sentence.

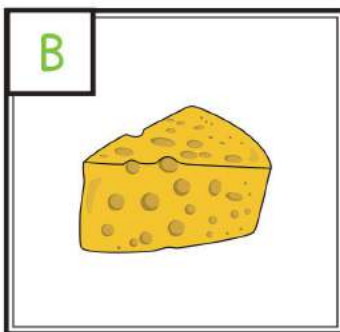
1.		meet seed	It is a small _____
2.		seed sweet	This candy is _____
3.		cheek deer	It is a red _____
4.		deer sheep	It is a white _____
5.		sheep jeep	I drive a _____
6.		meet cheese	Nice to _____ you.
7.		cheese meet	We ate _____

Match the pictures to their sentences by writing the correct letters in the box.



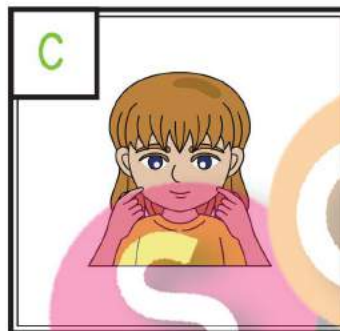
It is an orange jeep.

It is a small seed.



I wanted to meet him.

It is a small piece of cheese.






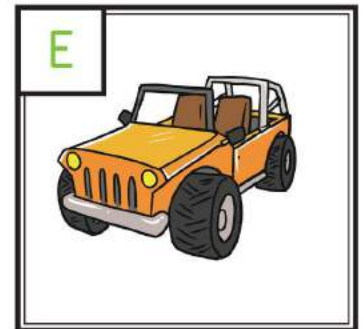
It was very sweet.

It was a brown deer.



It is a big sheep.

She has two cheeks.



Write a great sentence of your own on the lines below.

\_\_\_\_\_

-----

















\_\_\_\_\_

-----

\_\_\_\_\_



Use the word box to help you answer each question or statement below.

<p>1. It is a apple ____.</p>  <p>_____</p>	<p>2. It was a ____.</p>  <p>_____</p>	<p>3. I can drive my ____.</p>  <p>_____</p>	<p>4. It's a small piece of ____.</p>  <p>_____</p>
<p>5. It is a white ____.</p>  <p>_____</p>	<p>6. I kiss him on the ____.</p>  <p>_____</p>	<p>7. I will ____ them.</p>  <p>_____</p>	<p>8. It is a ____ candy.</p>  <p>_____</p>
<p style="text-align: center;">Word Box</p> <div style="display: flex; justify-content: space-around; align-items: flex-start;"> <div style="text-align: center;">  meet   seed         </div> <div style="text-align: center;">  cheese   cheek         </div> <div style="text-align: center;">  sweet   deer         </div> <div style="text-align: center;">  jeep   sheep         </div> </div>			

Use words from above and write a great sentence of your own on the lines below.

\_\_\_\_\_

\_\_\_\_\_

\_\_\_\_\_

\_\_\_\_\_

\_\_\_\_\_

\_\_\_\_\_

\_\_\_\_\_

\_\_\_\_\_

Cut and paste the words on the right in alphabet order.

Cut & Paste



seed



deer



jeep



cheese



meet



cheek



sweet




Sample

Cut and paste the pictures. Then write each word 2 times each.

# Cut & Paste

**seed**

seed

\_\_\_\_\_

-----

\_\_\_\_\_

**deer**

deer

\_\_\_\_\_

-----

\_\_\_\_\_

**meet**

meet

\_\_\_\_\_

-----

\_\_\_\_\_

**sweet**

sweet

\_\_\_\_\_

-----

\_\_\_\_\_

**jeep**

jeep

\_\_\_\_\_

-----

\_\_\_\_\_

**cheese**

cheese

\_\_\_\_\_

-----

\_\_\_\_\_


**cheek**

cheek

\_\_\_\_\_

-----

\_\_\_\_\_





# Cut & Paste

Cut and paste the pictures. Then write each word 2 times each.

seed

seed

\_\_\_\_\_

-----

\_\_\_\_\_




cheese

cheese

\_\_\_\_\_

-----

\_\_\_\_\_



sweet

sweet

\_\_\_\_\_

-----

\_\_\_\_\_



meet

meet

\_\_\_\_\_

-----

\_\_\_\_\_



jeep

jeep

\_\_\_\_\_

-----

\_\_\_\_\_



deer

deer

\_\_\_\_\_

-----

\_\_\_\_\_



cheek

cheek

\_\_\_\_\_

-----

\_\_\_\_\_



Sort the words to make a great sentence on the lines below.

them.

I

will



meet

e

sample

www.PhonicsGarden.com

Write a sentence of your own about the picture.

Sort the words to make a great sentence on the lines below.

Don't

cheek.



my

touch

www.PhonicsGarden.com

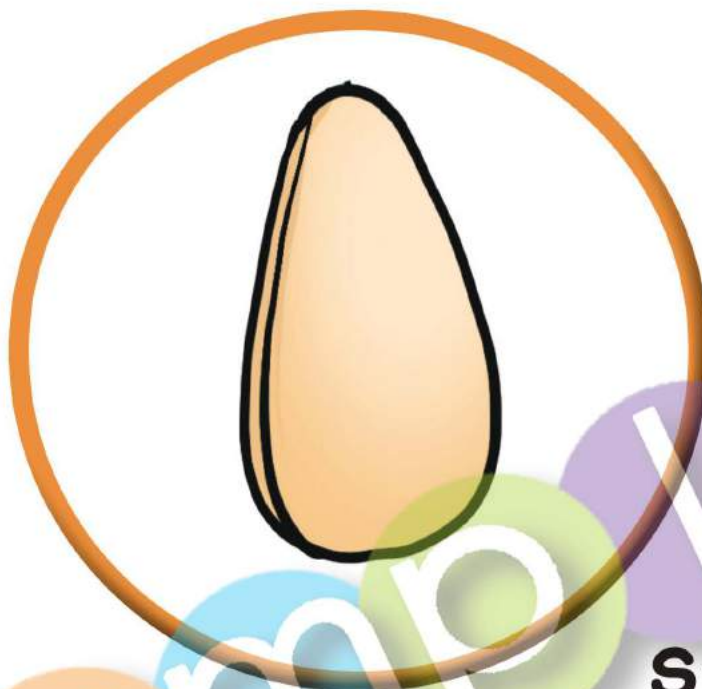
Write a sentence of your own about the picture.



Sort the words to make a great sentence on the lines below.

is

It



apple

an

seed.

www.PhonicsGarden.com

Write a sentence of your own about the picture.

Sort the words to make a great sentence on the lines below.

The

has

hair.



very

sheep

long


www.PhonicsGarden.com

Write a sentence of your own about the picture.

Sort the words to make a great sentence on the lines below.

fast.

The



very

runs

deer

www.PhonicsGarden.com

\_\_\_\_\_

\_\_\_\_\_

\_\_\_\_\_

\_\_\_\_\_

Write a sentence of your own about the picture.

\_\_\_\_\_

\_\_\_\_\_

\_\_\_\_\_

\_\_\_\_\_



Sort the words to make a great sentence on the lines below.

jeep

This



tires.

e

has

big

www.PhonicsGarden.com

\_\_\_\_\_

\_\_\_\_\_

\_\_\_\_\_

\_\_\_\_\_

Write a sentence of your own about the picture.

\_\_\_\_\_

\_\_\_\_\_

\_\_\_\_\_


\_\_\_\_\_

Sort the words to make a great sentence on the lines below.

It's

cheese.

of



piece

a

small


www.PhonicsGarden.com

Write a sentence of your own about the picture.

Sort the words to make a great sentence on the lines below.

**This**

**is**



very

e

candy

sweet.

www.PhonicsGarden.com

Write a sentence of your own about the picture.



# Say, Spell, Cut and Paste


ee  
Word Spelling

Say, Trace, Cut & Paste, and Spell each picture word correctly.



--	--

www.PhonicsGarden.com



--	--



--	--



--	--

Trace on the inside of the letters. Then cut them out and glue them down to spell the pictures above.

s	d	eer	eep
sh	j	eep	eed

# Say, Spell, Cut and Paste

ee  
Word Spelling

Say, Trace, Cut & Paste, and Spell each picture word correctly.



--	--


www.PhonicsGarden.com



--	--



--	--












--	--

Trace on the inside of the letters. Then cut them out and glue them down to spell the pictures above.

m	ch	eese	eet
ch	ch	eet	eek



Look at each picture. Circle the correct word..

<p>1</p>  <p>deer seed cheek</p>	<p>2</p>  <p>cheek seed meet</p>	<p>3</p>  <p>cheese meet seed</p>
<p>4</p>  <p>jeep sweet sheep</p>	<p>5</p>  <p>sheep cheese deer</p>	<p>6</p>  <p>seed cheek cheese</p>
<p>7</p>  <p>seed sheep jeep</p>	<p>8</p>  <p>seed cheek meet</p>	<p>9</p>  <p>meet seed cheek</p>
<p>meet      to      I      wanted      her.</p>		

Sort the words above to make a great sentence below.

---



---



---



---



---



---



# See, Say, and Spell - ee

Write the correct letter blend to complete the words below.

meet seed deer jeep cheese sweet sheep cheek



d \_ \_ r




spri \_ \_



ch \_ \_ k



j \_ \_ p



so \_ \_



sw \_ \_ t



wi \_ \_



sh \_ \_ p



ri \_ \_



s \_ \_ d



swi \_ \_



stro \_ \_



m \_ \_ t



ha \_ \_



ch \_ \_ se

# See, Say, and Spell - ee

Write the missing letters to complete the words below.

meet seed deer jeep cheese sweet sheep cheek



\_\_\_ ee \_\_\_




\_\_\_ ng



\_\_\_ ee \_\_\_



\_\_\_ ee \_\_\_



\_\_\_ ng



\_\_\_ ee \_\_\_



\_\_\_ ng



\_\_\_ ee \_\_\_



\_\_\_ ng



\_\_\_ ee \_\_\_



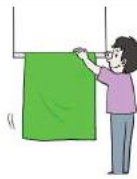
\_\_\_ ng



\_\_\_ ng



\_\_\_ ee \_\_\_












\_\_\_ ng



\_\_\_ ee \_\_\_

# MEMORY GAME










 <p>www.PhonicsGarden.com</p>	 <p>www.PhonicsGarden.com</p>	 <p>www.PhonicsGarden.com</p>
 <p>www.PhonicsGarden.com</p>	 <p>www.PhonicsGarden.com</p>	 <p>www.PhonicsGarden.com</p>
 <p>www.PhonicsGarden.com</p>	 <p>www.PhonicsGarden.com</p>	 <p>www.PhonicsGarden.com</p>



# MEMORY GAME



 <p>www.PhonicsGarden.com</p>	 <p>www.PhonicsGarden.com</p>	 <p>www.PhonicsGarden.com</p>
 <p>www.PhonicsGarden.com</p>	 <p>www.PhonicsGarden.com</p>	 <p>www.PhonicsGarden.com</p>
 <p>www.PhonicsGarden.com</p>	<p>www.PhonicsGarden.com</p>	<p>www.PhonicsGarden.com</p>

# MEMORY GAME



**seed**

[www.PhonicsGarden.com](http://www.PhonicsGarden.com)

**seed**

[www.PhonicsGarden.com](http://www.PhonicsGarden.com)

**deer**

[www.PhonicsGarden.com](http://www.PhonicsGarden.com)

**deer**

[www.PhonicsGarden.com](http://www.PhonicsGarden.com)

**jeep**

[www.PhonicsGarden.com](http://www.PhonicsGarden.com)

**jeep**

[www.PhonicsGarden.com](http://www.PhonicsGarden.com)

**cheese**

[www.PhonicsGarden.com](http://www.PhonicsGarden.com)

**cheese**

[www.PhonicsGarden.com](http://www.PhonicsGarden.com)

**sheep**

[www.PhonicsGarden.com](http://www.PhonicsGarden.com)



# MEMORY GAME



sheep

www.PhonicsGarden.com

cheek

www.PhonicsGarden.com

cheek

www.PhonicsGarden.com

meet

www.PhonicsGarden.com

meet

www.PhonicsGarden.com

sweet

www.PhonicsGarden.com

sweet

www.PhonicsGarden.com










www.PhonicsGarden.com

www.PhonicsGarden.com




FLASH CARDS



 <p><b>seed</b></p> <p><a href="http://www.PhonicsGarden.com">www.PhonicsGarden.com</a></p>	 <p><b>seed</b></p> <p><a href="http://www.PhonicsGarden.com">www.PhonicsGarden.com</a></p>	 <p><b>deer</b></p> <p><a href="http://www.PhonicsGarden.com">www.PhonicsGarden.com</a></p>
 <p><b>deer</b></p> <p><a href="http://www.PhonicsGarden.com">www.PhonicsGarden.com</a></p>	 <p><b>jeep</b></p> <p><a href="http://www.PhonicsGarden.com">www.PhonicsGarden.com</a></p>	 <p><b>jeep</b></p> <p><a href="http://www.PhonicsGarden.com">www.PhonicsGarden.com</a></p>
 <p><b>cheese</b></p> <p><a href="http://www.PhonicsGarden.com">www.PhonicsGarden.com</a></p>	 <p><b>cheese</b></p> <p><a href="http://www.PhonicsGarden.com">www.PhonicsGarden.com</a></p>	 <p><b>sheep</b></p> <p><a href="http://www.PhonicsGarden.com">www.PhonicsGarden.com</a></p>

# FLASH CARDS




sheep

www.PhonicsGarden.com



cheek

www.PhonicsGarden.com



cheek

www.PhonicsGarden.com



meet

www.PhonicsGarden.com



meet

www.PhonicsGarden.com



sweet

www.PhonicsGarden.com



sweet

www.PhonicsGarden.com

www.PhonicsGarden.com

www.PhonicsGarden.com