




## Phonics Garden Puzzle Spelling

Listen and watch the Phonics Garden Calypso Puzzle Letter songs. Color the picture below. Cut out the puzzle below on the faded gray lines. Now, practice making your new puzzle. Have fun.

← Click here to see the video!






## Phonics Garden Puzzle Spelling

Listen and watch the Phonics Garden Calypso Puzzle Letter songs. Color the picture below. Cut out the puzzle below on the faded gray lines. Now, practice making your new puzzle. Have fun.

← Click here to see the video!






## Phonics Garden Puzzle Spelling

Listen and watch the Phonics Garden Calypso Puzzle Letter songs. Color the picture below. Cut out the puzzle below on the faded gray lines. Now, practice making your new puzzle. Have fun.

← Click here to see the video!





## Phonics Garden Puzzle Spelling

Listen and watch the Phonics Garden Calypso Puzzle Letter songs. Color the picture below. Cut out the puzzle below on the faded gray lines. Now, practice making your new puzzle. Have fun.

← Click here to see the video!






## Phonics Garden Puzzle Spelling

Listen and watch the Phonics Garden Calypso Puzzle Letter songs. Color the picture below. Cut out the puzzle below on the faded gray lines. Now, practice making your new puzzle. Have fun.

← Click here to see the video!






## Phonics Garden Puzzle Spelling

Listen and watch the Phonics Garden Calypso Puzzle Letter songs. Color the picture below. Cut out the puzzle below on the faded gray lines. Now, practice making your new puzzle. Have fun.

← [Click here to see the video!](#)

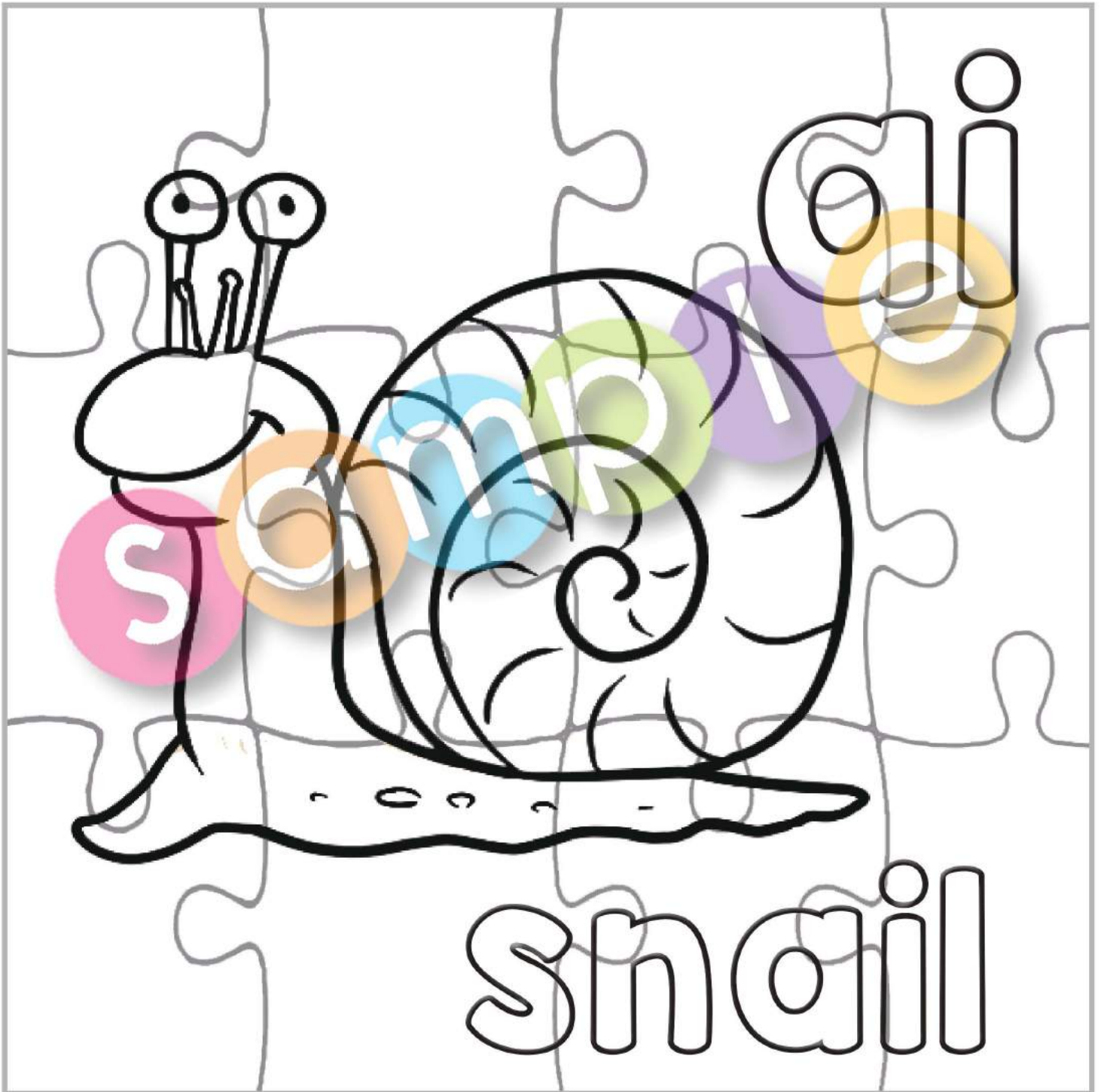




## Phonics Garden Puzzle Spelling

Listen and watch the Phonics Garden Calypso Puzzle Letter songs. Color the picture below. Cut out the puzzle below on the faded gray lines. Now, practice making your new puzzle. Have fun.

← [Click here to see the video!](#)





## Phonics Garden Puzzle Spelling

Listen and watch the Phonics Garden Calypso Puzzle Letter songs. Color the picture below. Cut out the puzzle below on the faded gray lines. Now, practice making your new puzzle. Have fun.

← [Click here to see the video!](#)

