


Brainstorm as many words with the letter /m/ sound as you can.













Write them in the space below.



Cross off all the letters that are not /m/. Color all the raindrops with the letter /m/.



Write the missing letter to complete each word below.

|  |   |   |
|--|---|---|
| <p>1</p>  <p>_____</p> <p>m p</p>   | <p>2</p>  <p>_____</p> <p>oon</p>    | <p>3</p>  <p>_____</p> <p>itten</p>  |
| <p>4</p>  <p>_____</p> <p>m sk</p>  | <p>5</p>  <p>_____</p> <p>match</p>  | <p>6</p>  <p>_____</p> <p>ilk</p>    |
| <p>7</p>  <p>_____</p> <p>ice</p> | <p>8</p>  <p>_____</p> <p>oney</p> | <p>9</p>  <p>_____</p> <p>ouse</p> |
| <p>10</p>  <p>_____</p> <p>ja</p> | <p>11</p>  <p>_____</p> <p>an</p>  | <p>12</p>  <p>_____</p> <p>m d</p> |

Trace and write.

Mm Mm Mm Mm Mm

m m m m m m m m

m

Mm Mm Mm Mm Mm

Mm

Trace and write. Rewrite the sentence below


The man has a mop.

Trace and write. Fill in the missing letter. Rewrite the sentence below

The m n is m d.



Trace each word, then match them to the correct picture.



1. map



2. mitten



3. money



4. moon



5. mop



6. mouse



7. mailbox



8. match

Choose a word from above and make a great sentence below!

\_\_\_\_\_

\_\_\_\_\_

\_\_\_\_\_

\_\_\_\_\_

Trace each word, then match them to the correct picture.

man

1



ham

2



milk

3



jam

4



mask

5



snice

6



hammer

7










mat

8



Choose a word from above and make a great sentence below!

Fill in the missing letter and write the word to match the picture above..

|   |   |   |  |
|---|---|---|--|
| <p>1</p>  <p>_____</p> <p>mi l _____</p> <p>_____</p>  | <p>2</p>  <p>_____</p> <p>o n e y _____</p> <p>_____</p> | <p>3</p>  <p>_____</p> <p>a i l b o x _____</p> <p>_____</p> |  |
| <p>4</p>  <p>_____</p> <p>j a _____</p> <p>_____</p>   | <p>5</p>  <p>_____</p> <p>m o o _____</p> <p>_____</p>   | <p>6</p>  <p>_____</p> <p>l o u t h _____</p> <p>_____</p>   |  |
| <p>7</p>  <p>_____</p> <p>m a _____</p> <p>_____</p> | <p>8</p>  <p>_____</p> <p>m p _____</p> <p>_____</p>   | <p>9</p>  <p>_____</p> <p>_____</p>                        |  |
| <p>map.      The      man      a      has</p>   |   |   |  |

Sort the words above to make a complete sentence below.

\_\_\_\_\_










\_\_\_\_\_

\_\_\_\_\_

\_\_\_\_\_

\_\_\_\_\_

Circle the correct word and write it on the line.

|   |   |   |
|---|---|---|
| <p>1</p>  <p>map                      mab</p> <p>_____</p> <p>-----</p> <p>_____</p>     | <p>2</p>  <p>mitten                      mitted</p> <p>_____</p> <p>-----</p> <p>_____</p> | <p>3</p>  <p>mouse                      mauce</p> <p>_____</p> <p>-----</p> <p>_____</p>     |
| <p>4</p>  <p>moon                      mun</p> <p>_____</p> <p>-----</p> <p>_____</p>    | <p>5</p>  <p>mouth                      math</p> <p>_____</p> <p>-----</p> <p>_____</p>    | <p>6</p>  <p>nailbox                      mailbox</p> <p>_____</p> <p>-----</p> <p>_____</p> |
| <p>7</p>  <p>masc                      mask</p> <p>_____</p> <p>-----</p> <p>_____</p> | <p>8</p>  <p>mise                      mice</p> <p>_____</p> <p>-----</p> <p>_____</p>   | <p>9</p>   |
| <p>mask      on      monkey.      A      is      a</p>  |   |   |

Sort the words above to make a complete sentence below.

\_\_\_\_\_

-----

\_\_\_\_\_

-----

\_\_\_\_\_

Draw a line to match the letters. Then spell the picture word correctly two times.



1. m a b  
c i p

\_\_\_\_\_

-----

\_\_\_\_\_



2. c a w  
m u n

\_\_\_\_\_

-----

\_\_\_\_\_



3. s u t  
m a s

\_\_\_\_\_

-----

\_\_\_\_\_



4. d a f  
c e m

\_\_\_\_\_

-----

\_\_\_\_\_



5. s o t  
m w p

\_\_\_\_\_

-----

\_\_\_\_\_



6. c d m  
j a p

\_\_\_\_\_

-----

\_\_\_\_\_



7. h u t  
c a m

\_\_\_\_\_

-----

\_\_\_\_\_



8. m e e  
s a d

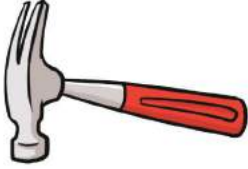








\_\_\_\_\_

-----

\_\_\_\_\_



Circle the beginning sound and write the word correctly on the line.

|   |   |   |
|---|---|---|
| <p>1</p>  <p>h                      r</p> <p>_____</p> <p>-----</p> <p>_____</p>   | <p>2</p>  <p>m                      n</p> <p>_____</p> <p>-----</p> <p>_____</p>   | <p>3</p>  <p>n                      m</p> <p>_____</p> <p>-----</p> <p>_____</p> |
| <p>4</p>  <p>m                      o</p> <p>_____</p> <p>-----</p> <p>_____</p>   | <p>5</p>  <p>l                      h</p> <p>_____</p> <p>-----</p> <p>_____</p>   | <p>6</p>  <p>m                      g</p> <p>_____</p> <p>-----</p> <p>_____</p> |
| <p>7</p>  <p>m                      w</p> <p>_____</p> <p>-----</p> <p>_____</p> | <p>8</p>  <p>r                      m</p> <p>_____</p> <p>-----</p> <p>_____</p> | <p>9</p>   |
| <p>mouse            is            the            The            moon.            on</p>   |   |   |

Sort the words above to make a complete sentence below.

\_\_\_\_\_


-----

\_\_\_\_\_


-----

\_\_\_\_\_

Color in the letter with the sentence that matches the picture to its left.



- A The monkey has the moon.
- B The monkey get the moon.
- C The moon is a monkey.



- A The milk is with drinking.
- B The milk is for drinking.
- C The milk is drinking.



- A A mouse is a map.
- B A map is a mouse.
- C A mouse gets a map.




- A They is red mittens for the kids.
- B Kids are the mittens.
- C Red mittens are for the kids.



- A The mouse have a mask.
- B The mouse has a mask.
- C The mask has a mouse.


Say each picture word out loud. Listen to the sounds within the word.  
Do you hear the letter sound /m/ at the beginning, middle or end?  
Write the letter where you hear the sound.

1




○ m ○

2




○ ○ ○

3



○ ○ ○

4




○ ○ ○

5



○ ○ ○

6




○ e ○

7



○ s ○

8




○ m ○

9




○ ○ ○

10




○ ○ ○

11




○ ○ ○

12




○ ○ ○

13




○ ○ ○

14



○ ○ ○

15



○ ○ ○



Look at the pictures and the letters. What letters are missing?  
Write in the missing letters in the circles provided.  
Then write the word two more times on the line.

|   |   |  |    |   |       |       |
|---|---|--|----|---|-------|-------|
| 1 | m |  | p  |    | _____ | _____ |
| 2 | m |  | p  |    | _____ | _____ |
| 3 | m |  | tt |    | _____ | _____ |
| 4 | n |  | t  |  | _____ | _____ |
| 5 | m |  | lk |  | _____ | _____ |
| 6 | n |  | t  |  | _____ | _____ |
| 7 | m |  | t  |  | _____ | _____ |
| 8 | m |  | sk |  | _____ | _____ |

Look at the pictures and the letters. What letters are missing?  
Write in the missing letters in the circles provided.  
Then write the word two more times on the line.

|   |  |   |   |  |       |       |
|---|--|---|---|--|-------|-------|
| 1 |  | e | t |  | _____ | _____ |
| 2 |  | a | d |  | _____ | _____ |
| 3 |  | u | n |  | _____ | _____ |
| 4 |  | a | t |  | _____ | _____ |
| 5 |  | a | d |  | _____ | _____ |
| 6 |  | u | p |  | _____ | _____ |
| 7 |  | a | r |  | _____ | _____ |
| 8 |  | i | n |  | _____ | _____ |

Look at the pictures and the letters. What letters are missing?  
Write in the missing letters in the circles provided.  
Then write the word two more times on the line.

|   |         |   |       |       |
|---|---------|---|-------|-------|
| 1 | ch ai ○ |    | _____ | _____ |
| 2 | fl a ○  |    | _____ | _____ |
| 3 | c a ○   |    | _____ | _____ |
| 4 | h a ○   |  | _____ | _____ |
| 5 | br u ○  |  | _____ | _____ |
| 6 | n ai ○  |  | _____ | _____ |
| 7 | n e ○   |  | _____ | _____ |
| 8 | m o ○   |  | _____ | _____ |

Look at the pictures and letters below. Circle the word within the line of letters.

numbers  
alligator  
mask  
pumpkin


penguin  
mask  
money  
candle

spider  
snake  
piano  
Santa

mouth  
nest  
matchbox  
necklace

apple  
mouse  
hammer  
match

1




adm~~o~~uthdinads

2



ajshdmailboxggdh

3



kbaskmatchhsgfs

4




ansdbjmaskjhgd

5



jhgdsadhnecklace

6



sdbnumberssjfgjh

7



hgjhfsjfcandlegfs

8



hsdgfjhgfspidera

9



penguinhgfhgfhg

10




alligatorjsgdjsgd

11



ajsdjhsgdapplegdj

12




asdbhsjhdsnakeys

13



shdgfhdSantajsg

14




mousejshgdhfgsjd

15



skjdfhammerashd

16



dsfvmatchboxjhg

17



jpgfhgmoneysgjhg

18



fhgjhgnestsdgsdf

19



pumpkinjgdjsgfjgfhg

20



jhgdpianosjgghgfhg



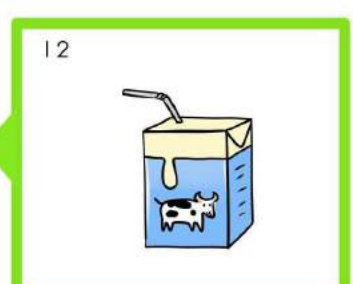
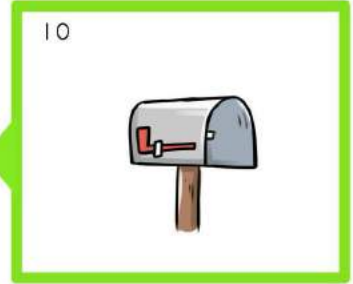
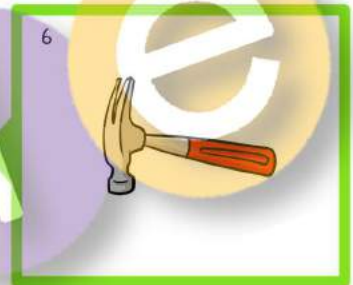
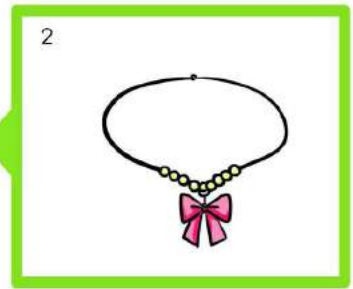


Look at the pictures and letters below.  
Circle the word within the line of letters.  
Draw a line to its matching picture.

1-3

dfnecklacegfdj

sjhdfnoodlessj

snowmansdfsd



4-6

dsfgmiceshdss

sadbvffanjfgd

sdfvsfhammer

7-9

djfhmopsashgd

kjshfmoonjhgfj

kfhmittenajsdg

10-12

ksjfhmilkasgas








































djmailboxjgjfjg

ajsfhjamajdgaj



































Beginning Sound

Circle the pictures in each row that have the same beginning sound as the letter in the box.

|   |   |   |  |   |   |
|---|---|---|--|---|---|
| 1 |    |    |     |    |    |
| 2 |    |    |     |    |    |
| 3 |    |    |     |    |    |
| 4 |  |  |  |  |   |
| 5 |  |  |   |   |  |
| 6 |  |  |   |   |  |
| 7 |  |  |   |  |  |
| 8 |  |  |   |   |  |


Ending Sounds

Circle the pictures in each row that have the same ending sound as the letter in the box.

|                    |   |   |  |   |
|--------------------|---|---|--|---|
| <p>n</p> <p>1</p>  |    |    |    |    |
| <p>m</p> <p>2</p>  |    |    |   |    |
| <p>g</p> <p>3</p>  |    |    |   |    |
| <p>d</p> <p>4</p>  |  |  |  |  |
| <p>th</p> <p>5</p> |  |  |  |  |
| <p>sh</p> <p>6</p> |  |  |  |  |
| <p>k</p> <p>7</p>  |  |  |  |  |
| <p>p</p> <p>8</p>  |  |  |  |  |

Cut out the pictures below and match them to their beginning sound.

|   |    |  |
|---|----|--|
| 1 | b  |  |
| 2 | m  |  |
| 3 | h  |  |
| 4 | f  |  |
| 5 | p  |  |
| 6 | ch |  |















Make your own worksheet below by drawing pictures  
and writing words to match each picture.  
Have your friends draw lines to match your words to your pictures.










sample

|  |  |  |  |  |  |  |  |
|--|--|--|--|--|--|--|--|
|  |  |  |  |  |  |  |  |
|  |  |  |  |  |  |  |  |

Draw a line to match the correct letter patterns to create the word that matches the picture.  
Then write the word on the line provided.

|   |  |
|---|--|
| <p>m a k<br/>k o p</p>  <p>_____</p> <p>_____</p> <p>mop</p> | <p>h a g<br/>b u m</p>  <p>_____</p> <p>_____</p>           |
| <p>r a b<br/>m o t</p>  <p>_____</p> <p>_____</p>            | <p>m a t c h<br/>w e h</p>  <p>_____</p> <p>_____</p>       |
| <p>sw o w<br/>sl a n</p>  <p>_____</p> <p>_____</p>         | <p>l w a p<br/>s o u</p>  <p>_____</p> <p>_____</p>        |
| <p>f oa m<br/>m oo n</p>  <p>_____</p> <p>_____</p>        | <p>w e o t<br/>n r s</p>  <p>_____</p> <p>_____</p>       |
| <p>m a b<br/>r u n</p>  <p>_____</p> <p>_____</p>          | <p>g i s s e n<br/>m o t t</p>  <p>_____</p> <p>_____</p> |
| <p>j a m<br/>f u n</p>  <p>_____</p> <p>_____</p>          | <p>p a z z l e<br/>m u s s</p>  <p>_____</p> <p>_____</p> |

Look at the picture and write the missing letters to spell the correct vocabulary word.

|   |  |   |
|---|--|---|
| <p>1</p>  <p>_____</p> <p>op</p>       | <p>2</p>  <p>_____</p> <p>oon</p>   | <p>3</p>  <p>_____</p> <p>m sk</p> |
| <p>4</p>  <p>_____</p> <p>ik</p>       | <p>5</p>  <p>_____</p> <p>ha</p>    | <p>6</p>  <p>_____</p> <p>ouse</p> |
| <p>7</p>  <p>_____</p> <p>m tten</p> | <p>8</p>  <p>_____</p> <p>m p</p> | <p>9</p>  <p>_____</p> <p>ma</p> |

Draw lines to match the word to its picture.



mouth

money

mat






mailbox

match

jam




Look at the picture and circle the word that spells the correct vocabulary word.

|   |                                     |  |                                     |
|---|-------------------------------------|--|-------------------------------------|
|    | <p>mouse<br/>mice<br/>nice</p>      |    | <p>mask<br/>make<br/>mess</p>       |
|    | <p>men<br/>min<br/>man</p>          |    | <p>man<br/>snowman<br/>snowmen</p>  |
|   | <p>jam<br/>gem<br/>blue</p>         |   | <p>hat<br/>met<br/>mat</p>          |
|  | <p>lamp<br/>limp<br/>lips</p>       |  | <p>meh<br/>ham<br/>hug</p>          |
|  | <p>pump<br/>popcorn<br/>pumpkin</p> |  | <p>numbers<br/>five<br/>numb</p>    |
|  | <p>med<br/>mad<br/>mice</p>         |  | <p>mill<br/>strawberry<br/>milk</p> |

Look at the pictures. Match the number of the picture to the word.  
Write the pictures number in the box beside the word.

|            |   |
|------------|---|
| lamp       | 1 |
| strawberry |   |
| snowman    |   |
| jam        |   |
| mouse      |   |
| man        |   |
| milk       |   |
| swim       |   |
| mailbox    |   |
| mum        |   |
| ham        |   |
| match      |   |

1



2



3



4



5



6



7



8



9



10



11



12



The \_\_\_\_\_ is red.

He can \_\_\_\_\_ well.

The \_\_\_\_\_ is gray and small.


I like to put \_\_\_\_\_ on my \_\_\_\_\_.

She has a yellow \_\_\_\_\_.



Fill in the crossword puzzle using the picture clues below to help you.

Write words across, from left to right →. Write words down, from top to bottom ↓.









Down

Across


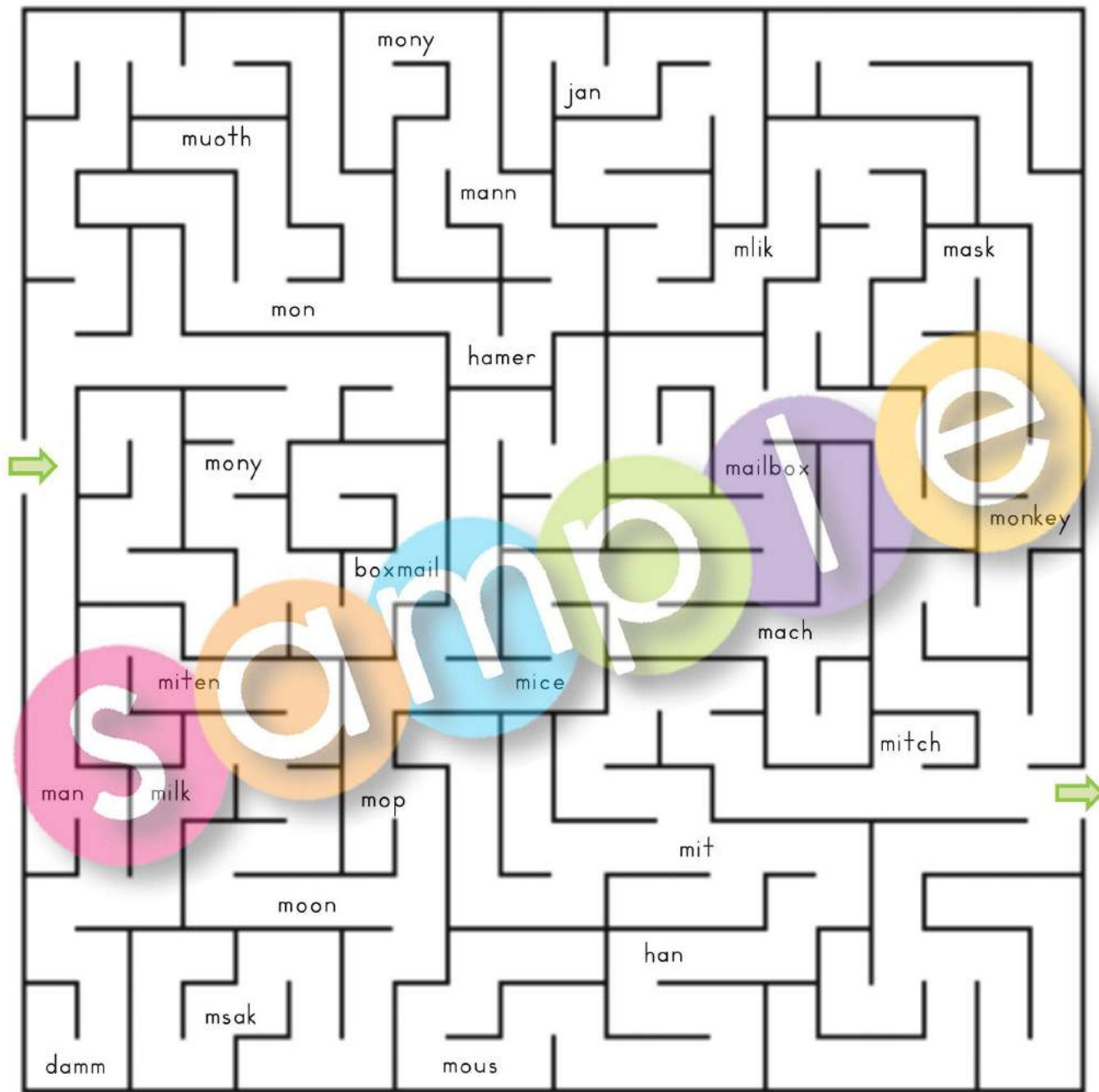
|  |   |
|--|---|
| 1.  | 7.   |
| 3.  | 8.   |
| 4.  | 10.  |

- mad
- monkey
- swim
- lamp
- ham
- mushroom

|  |   |
|--|---|
| 2.  | 8.   |
| 5.  | 9.   |
| 6.  | 11.  |

- mask
- milk
- mouse
- mailbox
- mask
- hammer

Complete the maze. Follow the vocabulary words that start with /m/ and are spelled correctly.



Match the words from the box to the shapes below, then find out the mystery word and write it.

match

mask

money

man

hammer

moon

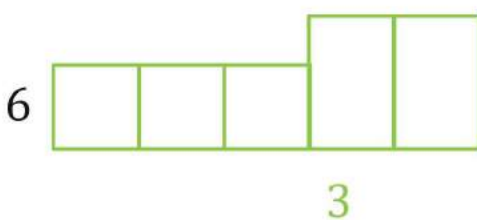

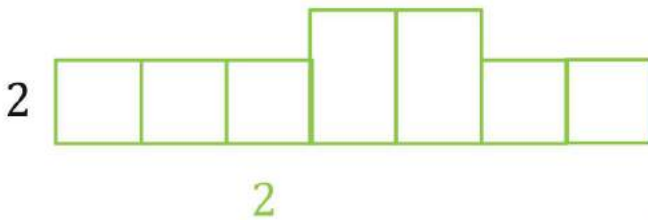
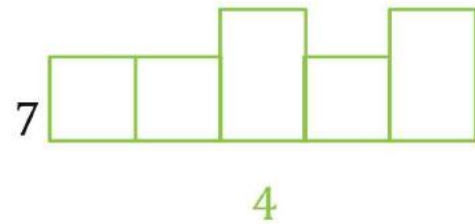
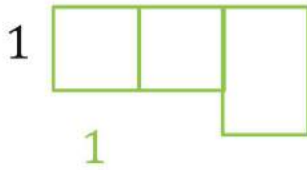
mouth

monkey

mailbox

mop

ham



Mystery Word 6

|   |   |   |   |   |   |
|---|---|---|---|---|---|
| 1 | 2 | 3 | 4 | 5 | 6 |
|---|---|---|---|---|---|

Look at the sentence and exchange the picture for a word.


mushroom


milk

mad


monkey

mop

1. Look at him! He is really .

2. I don't want this  soup.

3. The  is very funny.

4. I had  and toast for breakfast.

5. Pass me the , please.

Use vocabulary words from the box to complete the sentences below.

Milk

mailbox

map

jam

mouse

mittens

moon

hammer

1. I have a lot of \_\_\_\_\_.

2. M\_\_\_\_\_ is white.

3. That m\_\_\_\_\_ has a map.

4. A m\_\_\_\_\_ is a small animal.

5. You can hit the nail with a \_\_\_\_\_.

6. Can you see the m\_\_\_\_\_ ?

7. I put my m\_\_\_\_\_ on.

8. The m\_\_\_\_\_ is in the sky.

9. Write a sentence of your own using one of the vocabulary words from above.

\_\_\_\_\_

-----

\_\_\_\_\_

-----

\_\_\_\_\_

Look at the picture and write the missing letters to spell the correct vocabulary word.

ma

ch

mat

t

mas

p

j

k

mo

am

d

lk

mi


en

mitt

am




 \_\_\_\_\_  
 \_\_\_\_\_  
 \_\_\_\_\_

 mat  
 \_\_\_\_\_  
 \_\_\_\_\_

 \_\_\_\_\_  
 \_\_\_\_\_  
 \_\_\_\_\_

 \_\_\_\_\_  
 \_\_\_\_\_  
 \_\_\_\_\_

 \_\_\_\_\_  
 \_\_\_\_\_  
 \_\_\_\_\_

 \_\_\_\_\_  
 \_\_\_\_\_  
 \_\_\_\_\_

 \_\_\_\_\_  
 \_\_\_\_\_  
 \_\_\_\_\_

 \_\_\_\_\_  
 \_\_\_\_\_  
 \_\_\_\_\_

\_\_\_\_\_

\_\_\_\_\_

\_\_\_\_\_

\_\_\_\_\_













\_\_\_\_\_

\_\_\_\_\_

\_\_\_\_\_

\_\_\_\_\_

Look at the pictures and words. Which words are spelled correctly?  
Circle the word that is spelled correctly.  
Then write it on the line.

|   |  |
|---|--|
|  <p>mailbox<br/>mailfox</p> <p>_____</p> <p>-----</p> <p>_____</p>     | <p>monkey<br/>money</p> <p>_____</p> <p>-----</p> <p>_____</p>      |
|  <p>moan<br/>moon</p> <p>_____</p> <p>-----</p> <p>_____</p>           | <p>mice<br/>mouse</p> <p>_____</p> <p>-----</p> <p>_____</p>        |
|  <p>hammer<br/>hamer</p> <p>_____</p> <p>-----</p> <p>_____</p>      | <p>mouth<br/>moth</p> <p>_____</p> <p>-----</p> <p>_____</p>      |
|  <p>monkey<br/>donkey</p> <p>_____</p> <p>-----</p> <p>_____</p>     | <p>mop<br/>map</p> <p>_____</p> <p>-----</p> <p>_____</p>         |
|  <p>bushroom<br/>mushroom</p> <p>_____</p> <p>-----</p> <p>_____</p> | <p>swim<br/>swan</p> <p>_____</p> <p>-----</p> <p>_____</p>       |
|  <p>numbers<br/>numbers</p> <p>_____</p> <p>-----</p> <p>_____</p>   | <p>pumpkin<br/>dunkin</p> <p>_____</p> <p>-----</p> <p>_____</p>  |

Unscramble the words below. Circle the words in the box that you unscramble below.

sweet

monkey

mouth

man

lamp

mitten

milk

snowman

1

|  |  |  |  |  |  |  |  |
|--|--|--|--|--|--|--|--|
|  |  |  |  |  |  |  |  |
|--|--|--|--|--|--|--|--|

msnanow

2

|  |  |  |  |  |  |
|--|--|--|--|--|--|
|  |  |  |  |  |  |
|--|--|--|--|--|--|

htmuo

3

|  |  |  |  |  |  |  |
|--|--|--|--|--|--|--|
|  |  |  |  |  |  |  |
|--|--|--|--|--|--|--|

ewets

4

|  |  |  |  |  |  |
|--|--|--|--|--|--|
|  |  |  |  |  |  |
|--|--|--|--|--|--|

paml

5

|  |  |  |  |  |
|--|--|--|--|--|
|  |  |  |  |  |
|--|--|--|--|--|

klim

6

|  |  |  |  |
|--|--|--|--|
|  |  |  |  |
|--|--|--|--|

nma

7

|  |  |  |  |  |  |  |
|--|--|--|--|--|--|--|
|  |  |  |  |  |  |  |
|--|--|--|--|--|--|--|

ttenni













8

|  |  |  |  |  |  |  |  |
|--|--|--|--|--|--|--|--|
|  |  |  |  |  |  |  |  |
|--|--|--|--|--|--|--|--|

keymno



Draw a line to match the correct letter patterns to create the word that matches the picture.  
Then write the word on the line provided.

|   |   |
|---|---|
| <p>1</p>  <p>n u k<br/>k e t</p> <p>_____</p> <p>nut</p> | <p>2</p>  <p>v o n<br/>m a r</p> <p>_____</p>          |
| <p>3</p>  <p>m o s k<br/>v a n k</p> <p>_____</p>        | <p>4</p>  <p>v b s<br/>n e g</p> <p>_____</p>          |
| <p>5</p>  <p>m i n k<br/>v a n</p> <p>_____</p>         | <p>6</p>  <p>n i t e<br/>w r o n g</p> <p>_____</p>   |
| <p>7</p>  <p>f o u n<br/>s o a p</p> <p>_____</p>      | <p>8</p>  <p>m i k e<br/>l w c</p> <p>_____</p>      |
| <p>9</p>  <p>c a p<br/>r u n</p> <p>_____</p>          | <p>10</p>  <p>m i o n<br/>g r o m</p> <p>_____</p>   |
| <p>10</p>  <p>m o p<br/>n a n</p> <p>_____</p>         | <p>12</p>  <p>w i n g c h<br/>m a t</p> <p>_____</p> |

Look at the scrambled words. Unscramble the letters to write the words correctly. Then match the word to its picture.

|               |            |  |
|---------------|------------|--|
| 1. berstrarwy | strawberry |  |
| 2. nisff      | _____      |  |
| 3. llowpi     | _____      |  |
| 4. guinpen    | _____      |  |
| 5. ndha       | _____      |  |
| 6. lneaceck   | _____      |  |
| 7. zzpule     | _____      |  |
| 8. onemy      | _____      |  |
| 9. pmo        | _____      |  |
| 10. mmhare    | _____      |  |








Cut out the letters below. How many vocabulary words that you have learned can you spell?  
Glue the letters down to spell as many words as you can.  
Write the words you have made on the lines.

|  |  |  |  |  |  |  |  |  |  |
|--|--|--|--|--|--|--|--|--|--|
|  |  |  |  |  |  |  |  |  |  |
|  |  |  |  |  |  |  |  |  |  |
|  |  |  |  |  |  |  |  |  |  |
|  |  |  |  |  |  |  |  |  |  |
|  |  |  |  |  |  |  |  |  |  |
|  |  |  |  |  |  |  |  |  |  |
|  |  |  |  |  |  |  |  |  |  |
|  |  |  |  |  |  |  |  |  |  |



|   |   |   |   |   |   |   |   |   |
|---|---|---|---|---|---|---|---|---|
| m | s | h | u | o | o | m | r | m |
| i | l | k | c | e | i | m | a | m |
| h | m | o | e | n | y | a | d | m |

Cut out the letters below. How many vocabulary words that you have learned can you spell?  
Glue the letters down to spell as many words as you can.  
Write the words you have made on the lines.

|   |   |   |  |   |   |  |  |  |
|---|---|---|--|---|---|--|--|--|
|    |   |   |  |   |   |  |  |  |
|   |   |   |  |   |  |  |  |  |
|   |   |  |  |   |   |  |  |  |
|   |   |   |  |   |   |  |  |  |
|   |   |   |  |  |   |  |  |  |
|  |  |   |  |   |   |  |  |  |



|   |   |   |   |   |   |   |   |   |
|---|---|---|---|---|---|---|---|---|
| a | m | k | s | p | m | o | a | m |
| h | t | c | y | m | o | m | e | a |
| n | m | a | m | n | e | r | h |   |

Look at the scrambled words. Unscramble the letters to write the words correctly. Then match the word to its picture.



j a n

\_\_\_\_\_

\_\_\_\_\_

m a m

\_\_\_\_\_

jam

\_\_\_\_\_

m oo p

\_\_\_\_\_

\_\_\_\_\_

m s lk

\_\_\_\_\_

\_\_\_\_\_

ma i k

\_\_\_\_\_

\_\_\_\_\_

n a t

\_\_\_\_\_

\_\_\_\_\_

m a m

\_\_\_\_\_

\_\_\_\_\_

d a st

\_\_\_\_\_

\_\_\_\_\_

pl e ck

\_\_\_\_\_

\_\_\_\_\_

n e te

\_\_\_\_\_

\_\_\_\_\_

