

Spin and Spell

Spin the spinner. Spell and write the **c** word.




cow cop cake clip cat clock

<p>_____</p> <p>_____</p> <p>_____</p> <p>_____</p> <p>_____</p> <p>_____</p> <p>_____</p> <p>_____</p> <p>_____</p>	<p>_____</p> <p>_____</p> <p>_____</p> <p>_____</p> <p>_____</p> <p>_____</p> <p>_____</p> <p>_____</p>
--	---

Which **c** word did you spin on and write the most? Write it again here!

Spin a picture. Read the word.
Write the word in the matching letter boxes.
Place a check mark next to the word after it is written.

- cow
- clock
- cop
- cat
- clip
- cake



Hint: Use a paperclip as your spinner.

Spin and Build

Hint: Use a paperclip as your spinner.

C



Spin a picture.
Cut and paste the letters to build the matching words.



--	--	--



--	--	--



--	--	--



--	--	--



--	--	--



--	--	--

Write your words on the lines.

_____	_____	_____
_____	_____	_____
_____	_____	_____
_____	_____	_____

cow

cop

cake

clip

cat

clock

u	o	a	i	a	o	c	c	c
c	cl	cl	p	t	ke	p	w	ck





Spin, Color, and Win!

Each player takes a turn to spin a picture and color the matching word.
 First player to color all words wins the game.

C

Set One

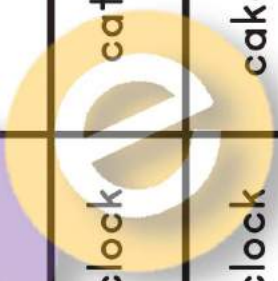


player 1

player 2

cow	cat	clip
cop	cow	cop
cop	cat	cow
cow	cow	cat
cow	cake	cop

clock	cop	clock
cake	cat	cake
clip	clip	clip
clock	cop	cat
clock	clip	clock




Set Two



C

Each player takes a turn to spin a picture and color the matching word.
First player to color all words wins the game.



player 1

player 2


cake	clock	car	car
cup	car	clock	clock
clip	cow	cup	clock
cup	cup	clock	cow
clock	clock	car	car

cake	clock	clip	clip
cake	clock	cup	clip
cake	clock	clock	clip
clip	clip	car	car
car	car	car	car

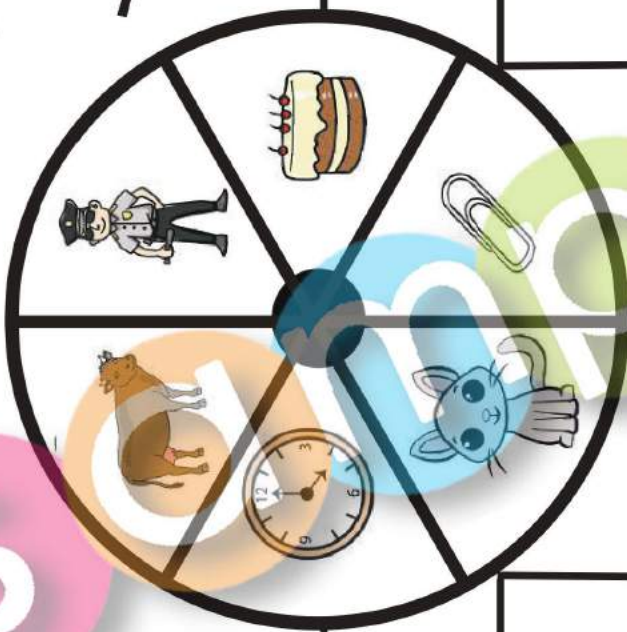
Make Your Own: #1

Spin, Color, and Win!

Each player takes a turn to spin a picture and color the matching word.
First player to color all words wins the game.




player 1



player 2





cow



clock



cop



cat



clip



cake

cup



car



C op



www.PhonicsGarden.com

C ake



www.PhonicsGarden.com

S clip



www.PhonicsGarden.com

C at



www.PhonicsGarden.com

C ar




www.PhonicsGarden.com

C up



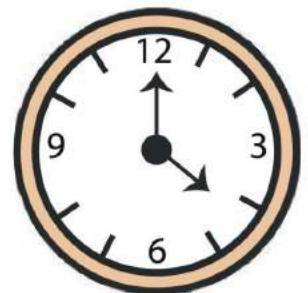
www.PhonicsGarden.com

C ow



www.PhonicsGarden.com

C lock



www.PhonicsGarden.com

Draw and write your own word puzzles on this page.



Blank word puzzle grid with a dashed outline and a vertical zigzag cut line. The website address www.PhonicsGarden.com is printed in the bottom right corner.



Word puzzle grid with a dashed outline and a vertical zigzag cut line. The word "Sample" is written across the grid in large, colorful, 3D-style letters: 'S' (pink), 'a' (orange), 'm' (blue), 'p' (green), 'l' (purple), and 'e' (yellow). The website address www.PhonicsGarden.com is printed in the bottom right corner.

Word puzzle grid with a dashed outline and a vertical zigzag cut line. The word "Sample" is written across the grid in large, colorful, 3D-style letters: 'S' (pink), 'a' (orange), 'm' (blue), 'p' (green), 'l' (purple), and 'e' (yellow). The website address www.PhonicsGarden.com is printed in the bottom right corner.

Blank word puzzle grid with a dashed outline and a vertical zigzag cut line. The website address www.PhonicsGarden.com is printed in the bottom right corner.

Draw and write your own word puzzles on this page.



Blank puzzle grid with a dashed outline and a dashed letter 'N' for tracing.

www.PhonicsGarden.com

Puzzle grid with a dashed outline and a dashed letter 'N' for tracing. The word "Sample" is written across the grid in colorful, 3D-style letters: S (pink), a (orange), m (blue), p (green), l (purple), e (yellow).

www.PhonicsGarden.com

Puzzle grid with a dashed outline and a dashed letter 'N' for tracing. The word "Sample" is written across the grid in colorful, 3D-style letters: S (pink), a (orange), m (blue), p (green), l (purple), e (yellow).

www.PhonicsGarden.com

Blank puzzle grid with a dashed outline and a dashed letter 'N' for tracing.

www.PhonicsGarden.com



Add the missing letters.

Write the words on
the lines below.

Word Spelling



___ow



___at



___op



___lock



___ar



___lip



___up



___ake

1.

5.

2.

6.

3.

7.

4.

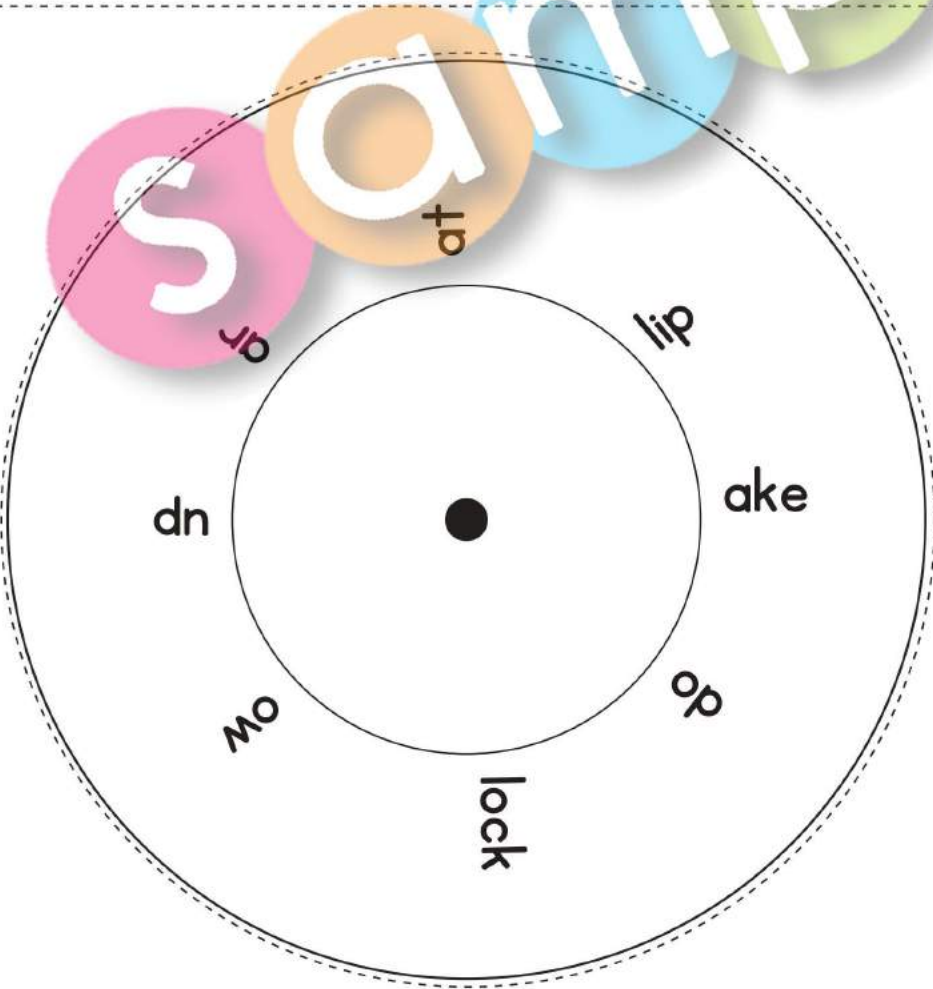
8.


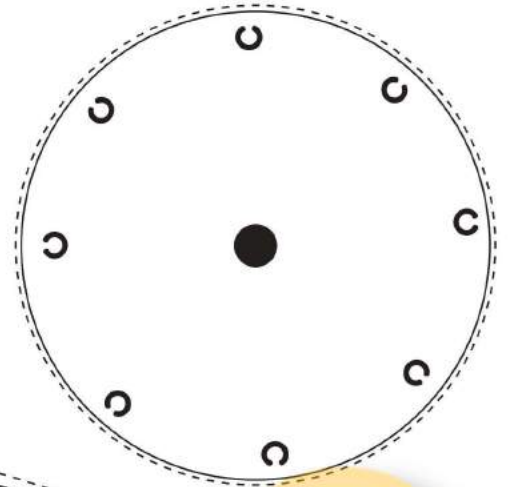
Choose one or two words from above and make a great sentence below.

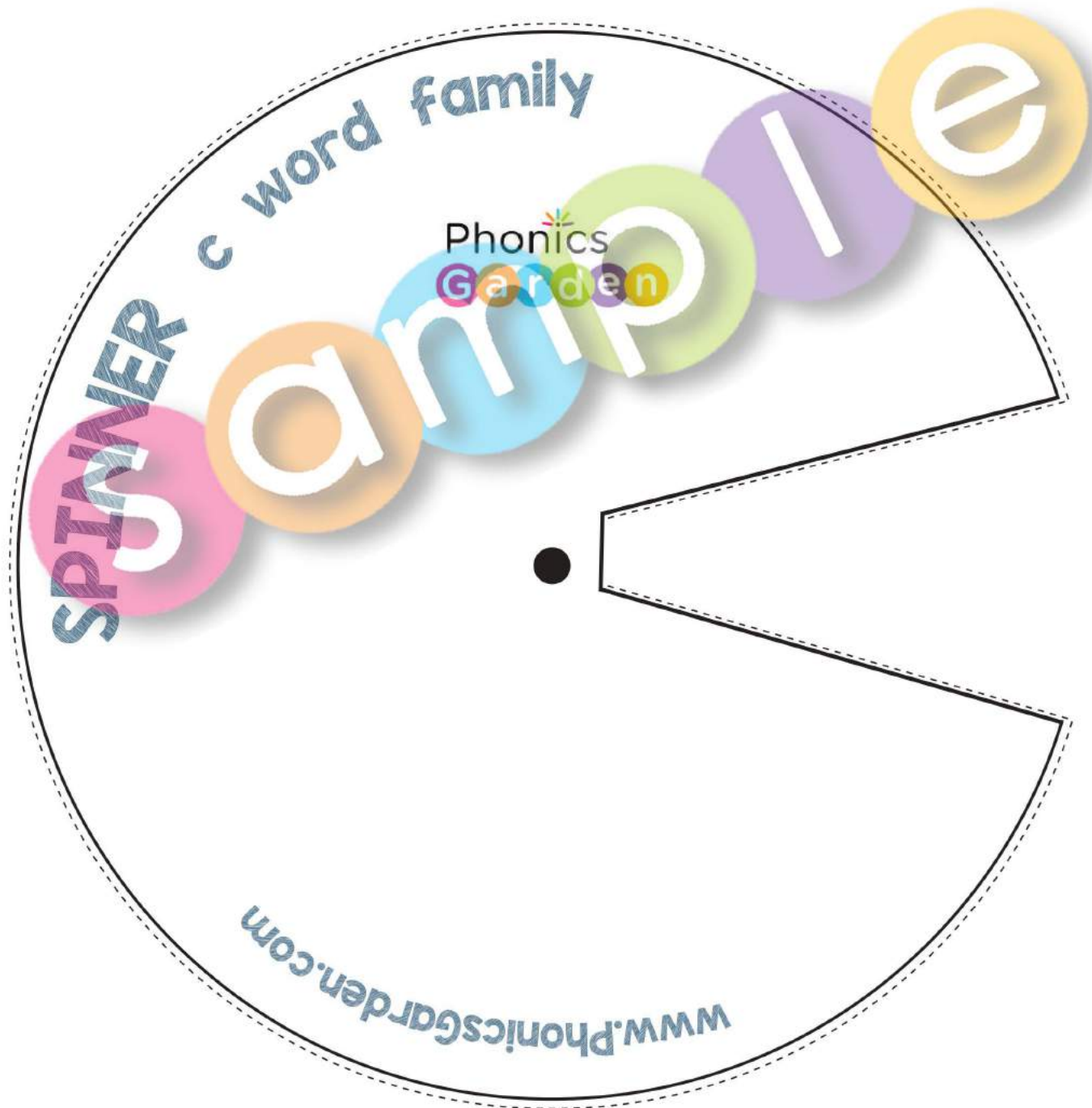
After you have finished assembling your word wheel, practice writing each word as you spin the wheel. Spin, read, and write your new words!

Write each word on your word-wheel 2 times each.

<hr/> <hr/> <hr/> <hr/> <hr/> <hr/> <hr/> <hr/>	<hr/> <hr/> <hr/> <hr/> <hr/> <hr/> <hr/> <hr/>	<hr/> <hr/> <hr/> <hr/> <hr/> <hr/> <hr/> <hr/>	<hr/> <hr/> <hr/> <hr/> <hr/> <hr/> <hr/> <hr/>
<hr/> <hr/> <hr/> <hr/> <hr/> <hr/> <hr/> <hr/>	<hr/> <hr/> <hr/> <hr/> <hr/> <hr/> <hr/> <hr/>	<hr/> <hr/> <hr/> <hr/> <hr/> <hr/> <hr/> <hr/>	<hr/> <hr/> <hr/> <hr/> <hr/> <hr/> <hr/> <hr/>

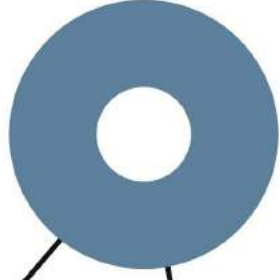






SPINNER c word family

www.PhonicsGarden.com



Example

cat


clock

cop

cow

cake

paperclip

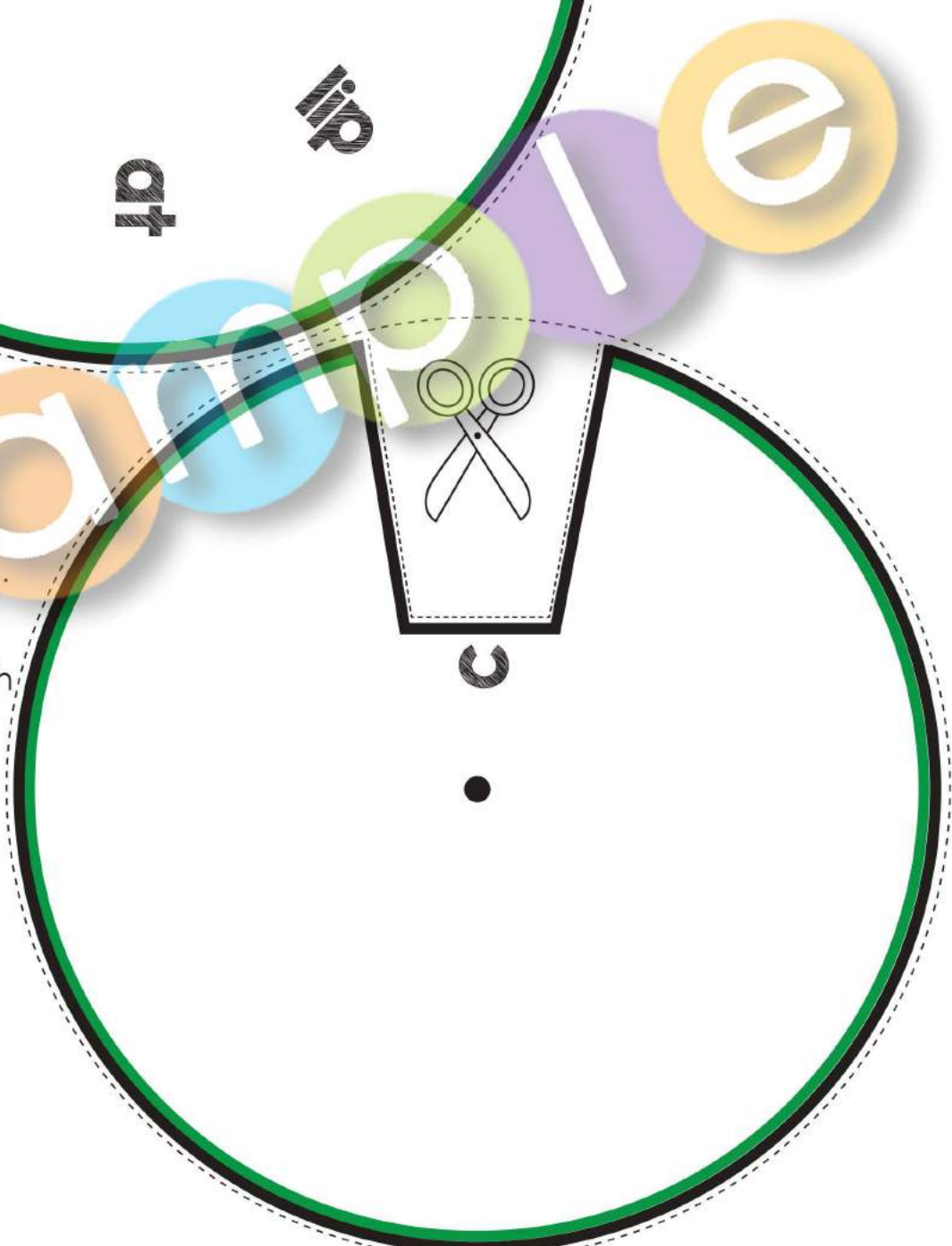


c Words

Step 1: Print the word wheel on card stock paper for best results.

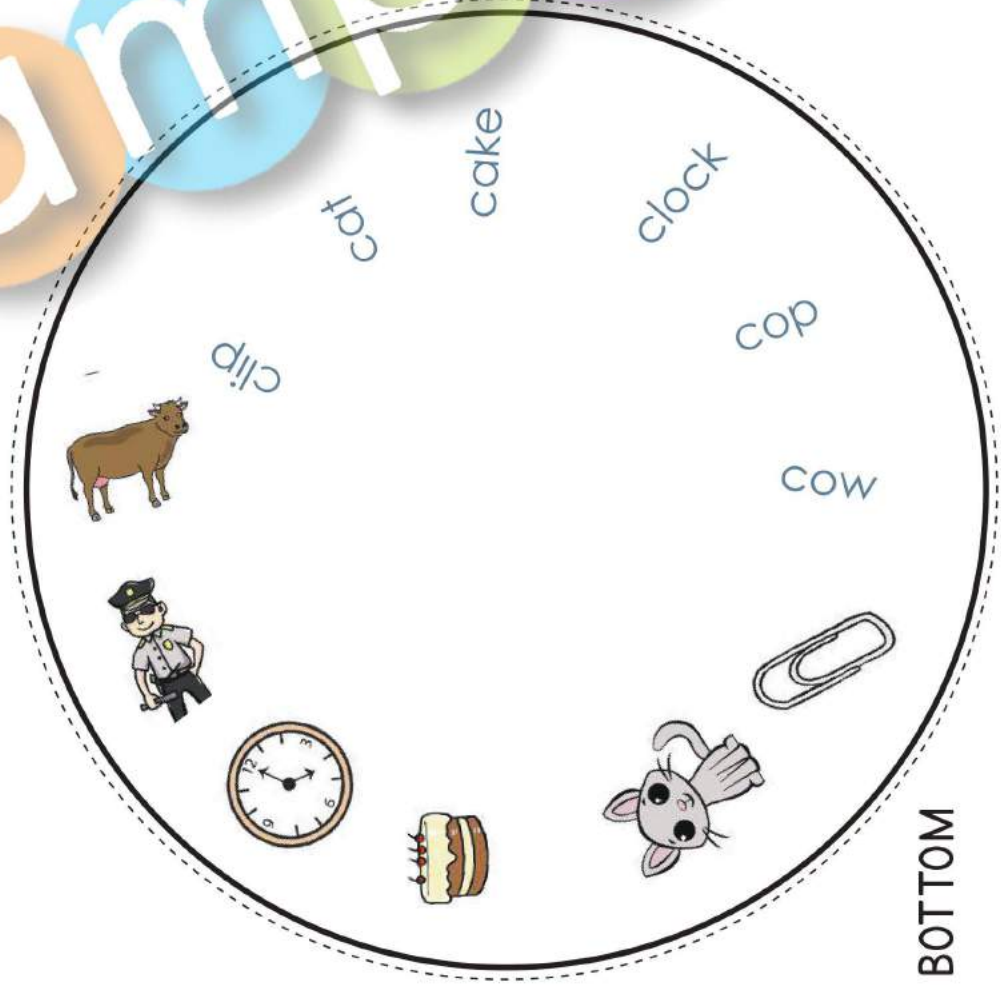
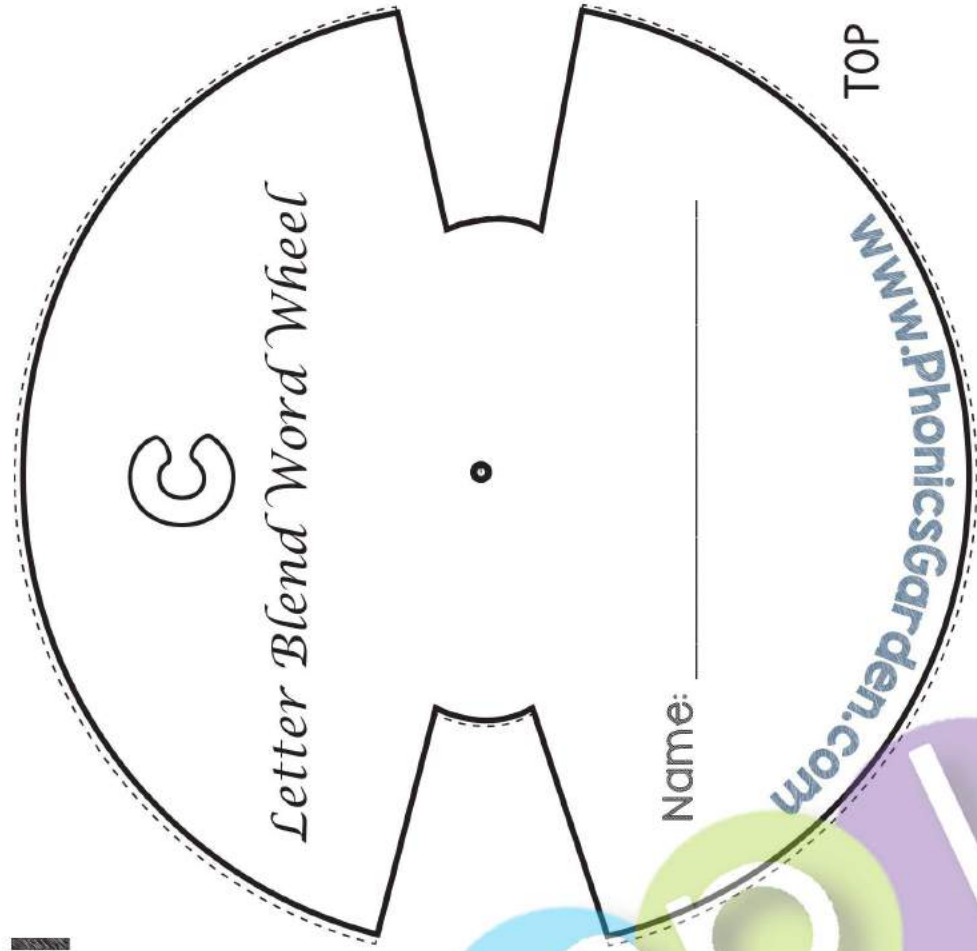
Step 2: Attach the front to the back with a brass paper fastener, paperclip, or another fastening object.

Step 3: Have your students spin the wheel to make and read the words.



CVC Letter Blend Word Wheel

This CVC Word Wheel will help your students practice Letter Blend reading. Moving the wheel will match the 'at' family rhyming word with the picture clue.



Instructions

1. Copy on to the white card stock
2. Cut out the two shapes on the dotted lines.
3. Place TOP wheel on the TOP of the BOTTOM wheel.
4. Insert split pin in the center.
5. Have students spin and read.

Cut out the words and pictures. Paste them down where they belong matching each word and picture.

c

d

cow

cop

dig

dog



clip

clock

dad

dock



Connect the /c/ Letter Blend words with the **C**.

Connect the words that are NOT part of the /c/ Letter Blend with the **X**.


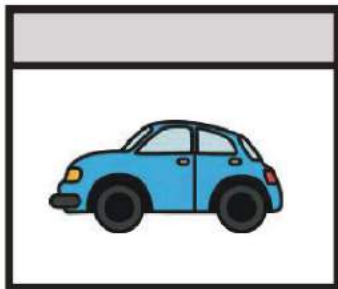


Practice writing your /c/ words.

_____	_____	_____
_____	_____	_____
_____	_____	_____
_____	_____	_____
_____	_____	_____



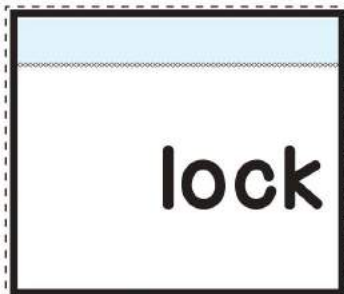
What
is in the
house?



When you are done cutting and pasting your words, finish the sentence below. Add a full-stop period.

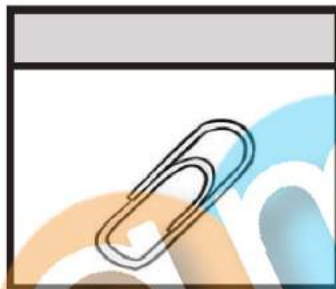
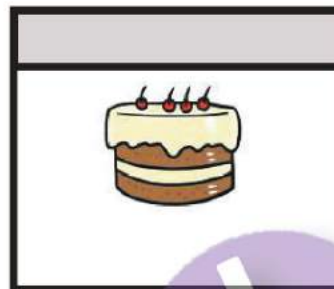
A _____, _____, _____, and
_____ are in the house

Write the missing letters below. Cut out the boxes and glue the top flap onto the matching picture. ✂







What
is in the
house?



When you are done cutting and pasting your words, finish the sentence below. Add a full-stop period.

A _____, _____, _____, and
_____, are in the house

Write the missing letters below. Cut out the boxes and glue the top flap onto the matching picture. ✂



Cut out each of the puzzle pieces and glue them where they belong.

COW	glue piece here	COP	glue piece here
-----	-----------------	-----	-----------------

cat	glue piece here	cake	glue piece here
-----	-----------------	------	-----------------

clock	glue piece here	clip	glue piece here
-------	-----------------	------	-----------------

cup	glue piece here	car	glue piece here
-----	-----------------	-----	-----------------

C _____	glue piece here
---------	-----------------

Scissors icon

Cake

Mug

Scissors icon

Cat

Car

Paperclip

Clock

Cow


Scissors icon

Police officer

Color the word box that goes with the picture.


Write the words below.

1




clip	cake
------	------

2




clock	cake
-------	------

3




clock	car
-------	-----

4




car	cat
-----	-----

5




cat	cup
-----	-----

6




cow	clip
-----	------

7



cow	cup
-----	-----

8



car	cop
-----	-----

1

2

3

4

5

6

7


8

Write the letters in the correct order to make the word that matches the picture.

1



2



3



4



5



6









7



8











Write the letters in the correct order to make the word that matches the picture.

1		ke	c	a	_____
2		o	p	c	_____
3		u	c	p	_____
4		cl	o	ck	_____
5		c	w	o	_____
6		a	c	r	_____
7		t	a	c	_____
8		p	cl	i	_____

UNSCRAMBLE the LETTERS Write the missing letter in the circle.
Write the letters in the correct order to make the word that matches the picture.

1		ck	cl	o	_____
2		c		uo	_____
3		u	c		_____
4			r	c	_____
5		c		t	_____
6		p		cl	_____
7		a	c		_____
8		c	p		_____

Read and Write! Write the missing letter in the circle.
Write the letters in the correct order to make the word that matches the picture.

1		<input type="text"/>	o	p	_____
2		c	<input type="text"/>	ke	_____
3		cl	<input type="text"/>	p	_____
4		c	a	<input type="text"/>	_____
5		<input type="text"/>	a	r	_____
6		c	<input type="text"/>	p	_____
7		c	uo	<input type="text"/>	_____
8		<input type="text"/>	o	ck	_____

Say it! Build it! Write! Color the letters that spell the picture's name. Write the word on the line.

cow

cop

clock

cake

cat

clip

cup

car

1



c	oo	b	o	ou	ld	p	nd
---	----	---	---	----	----	---	----

2



gl	c	a	ai	i	oi	ke	ck
----	---	---	----	---	----	----	----

3



cl	i	b	nk	i	p	mp	nk
----	---	---	----	---	---	----	----

4



c	ea	b	a	ch	d	t	ne
---	----	---	---	----	---	---	----

5



tr	sl	oa	c	a	d	nt	r
----	----	----	---	---	---	----	---

6



c	ai	b	oo	m	p	u	p
---	----	---	----	---	---	---	---

7



fl	oi	c	o	i	w	n	mp
----	----	---	---	---	---	---	----

8



c	l	o	ou	i	oo	ck	m
---	---	---	----	---	----	----	---

Say it! Build it! Write! Color the letters that spell the picture's name. Write the word on the line.

cow

cop

clock

cake

cat

clip

cup

car

1



c	oo	u	ai	ou	ld	p	nd
---	----	---	----	----	----	---	----

2



gl	br	c	ai	a	oi	r	ck
----	----	---	----	---	----	---	----

3



c	a	oa	nk	n	ee	mp	t
---	---	----	----	---	----	----	---

4



c	ea	b	a	ke	d	ck	ne
---	----	---	---	----	---	----	----

5



tr	c	oa	l	i	d	nt	p
----	---	----	---	---	---	----	---

6



sm	c	t	o	a	w	nd	ch
----	---	---	---	---	---	----	----

7



fl	oi	cl	o	i	oo	ch	ck
----	----	----	---	---	----	----	----

8



c	sn	o	ou	i	oo	p	m
---	----	---	----	---	----	---	---

Draw a line to match the letters.

Write the words two times each.



1. c ee p
pr o nt



2. sl a b
c o ke



3. tr o ck
cl oi p



4. c oy w
fl o le



5. c u nd
sm u p



6. c ea k
dr a r



7. fr a t
c a sh




8. pl i ch
cl u p

SEE - SAY - CUT - PASTE - READ

c set 1


Cut out the letters. Glue them under the pictures to spell the words correctly.

1.




--	--	--

2.




--	--	--

3.



--	--	--

4.



--	--	--

i	o	a	a	c	c
c	cl	p	ke	t	p




SEE - SAY - CUT - PASTE - READ

c set 2


Cut out the letters. Glue them under the pictures to spell the words correctly.

1.




--	--	--

2.




--	--	--

3.



--	--	--

4.



--	--	--

o	a	u	o	c	c
c	cl	p	r	w	ck



Trace

cop

write

color

cop

Trace

cat

write

color

cat

Trace

clock

write

color

clock

Trace

cake

write

color

cake

Write a sentence of your own using some words from above.

Trace

cow

write

color

cow

Trace

clip

write

color

clip

Trace

cup

write

color

cup

Trace

car

write

color

car

Write a sentence of your own using some words from above.

SENTENCE BUILDING



This is my car.




He picked up his cup.

Cut out the words and paste them in the boxes above to make a sentence. Then, write your sentence on the line.



	my	is	This	car.	.
cup.	his	up	He	picked	.

SENTENCE BUILDING



Tom has a cow.



The clock is fast.

Cut out the words and paste them in the boxes above to make a sentence. Then, write your sentence on the line.



cow.		a	has	Tom	.
fast.		is	The	clock	.

SENTENCE BUILDING



He is a good cop.



I love chocolate cake.

Cut out the words
and paste them in
the boxes above to
make a sentence.
Then, write your
sentence on the line.



cop.	is	He	a	good	.
I	love	cake.	chocolate.		

SENTENCE BUILDING



She put a clip in her hair.



A cat is an animal.

Cut out the words and paste them in the boxes above to make a sentence. Then, write your sentence on the line.



She	put	a	in	his	hair.	clip	.
is	an	cat	A	animal.	.		

Let's Read the c words

Directions: To assemble your flip-book reader, cut out all the boxes along the dashed-black lines. Attach the smaller boxes on top of each other by stapling them to the shaded gray area indicated. The top box has the word "Name" on it.



Front Cover

Flip-Book Page 1 of 4

Back Page

Flip-Book

Name _____

My book of c words.

Flip-Book

A _____

B _____

C _____


e _____




A _____



A _____



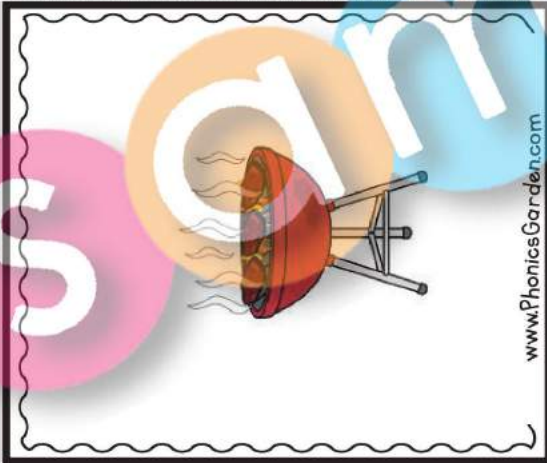
A _____



A _____




A _____




A _____



A _____



A _____





B _____

at

www.PhonicsGarden.com

B _____

up

www.PhonicsGarden.com

B _____

ar

o

a

m

ip

www.PhonicsGarden.com

B _____

www.PhonicsGarden.com

B _____

ock

www.PhonicsGarden.com

B _____

op

www.PhonicsGarden.com

After you have finished assembling your word wheel, practice writing each word as you spin the wheel. Spin, read, and write your new words!

Write each /c/ word from your flip-book 2 times each.

cow

cake

cat

cup

clip

cop

clock

car



B _____

ake

www.PhonicsGarden.com



B _____

ow

www.PhonicsGarden.com

Directions: Cut out the letters and build the words to match the pictures.

See It! Build It!

		a				o	
			p				
		a					p
	c	o			cl		ck

Directions: Draw and write two of your own /c/ words in the boxes below.

--	--	--	--	--	--	--	--

i a u o w r ke p t c c c c

c

cl

Directions: Read the sentence and match the picture to it.

Match It!

Set 1

1



This is my car.

2



He picked up his cup.

3



Tom has a cow.

4


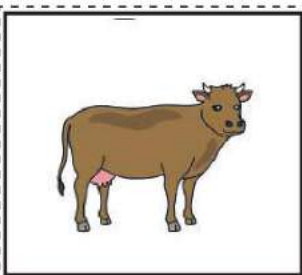




The clock is fast.

5



Directions: Draw and write your own /c/ word sentence.



Directions: Read the sentence and match the picture to it.

Match It!


Set 2

1



He is a good cop.

2



I love chocolate cake.

3




She put a clip in her hair.

4


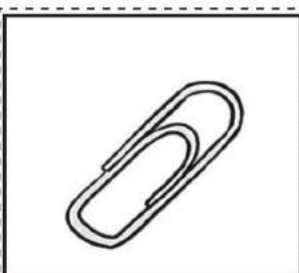



A cat is an animal.

5



Directions: Draw and write your own /c/ word sentence.



Directions: Read the sentence and write the missing word in the blank. Use the pictures to help you.

Set 1
FILL IT!

1 She gave him a _____.



2 It is a small _____.



3 It is a small _____.



4 He is a _____.



5 Directions: Draw and write your own /c/ word sentence.

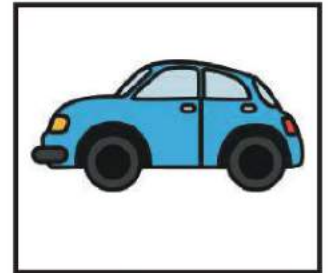
clip cop cat cake

Set 2

Directions: Read the sentence and write the missing word in the blank. Use the pictures to help you.

FILL IT!

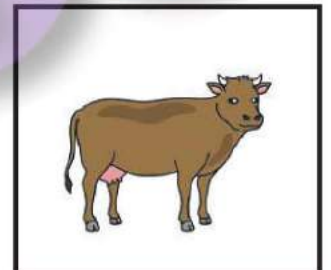
1 It is a blue _____.




2 I need a _____ of tea.



3 This is a brown _____.



4 I set the alarm _____ for 8.



5 Directions: Draw and write your own /c/ word sentence.



cup car cow clock

Directions: Trace the words
and draw a matching picture.

C DRAW IT!




cow



cat



cop



clip




cup




cake




car




clock




cat



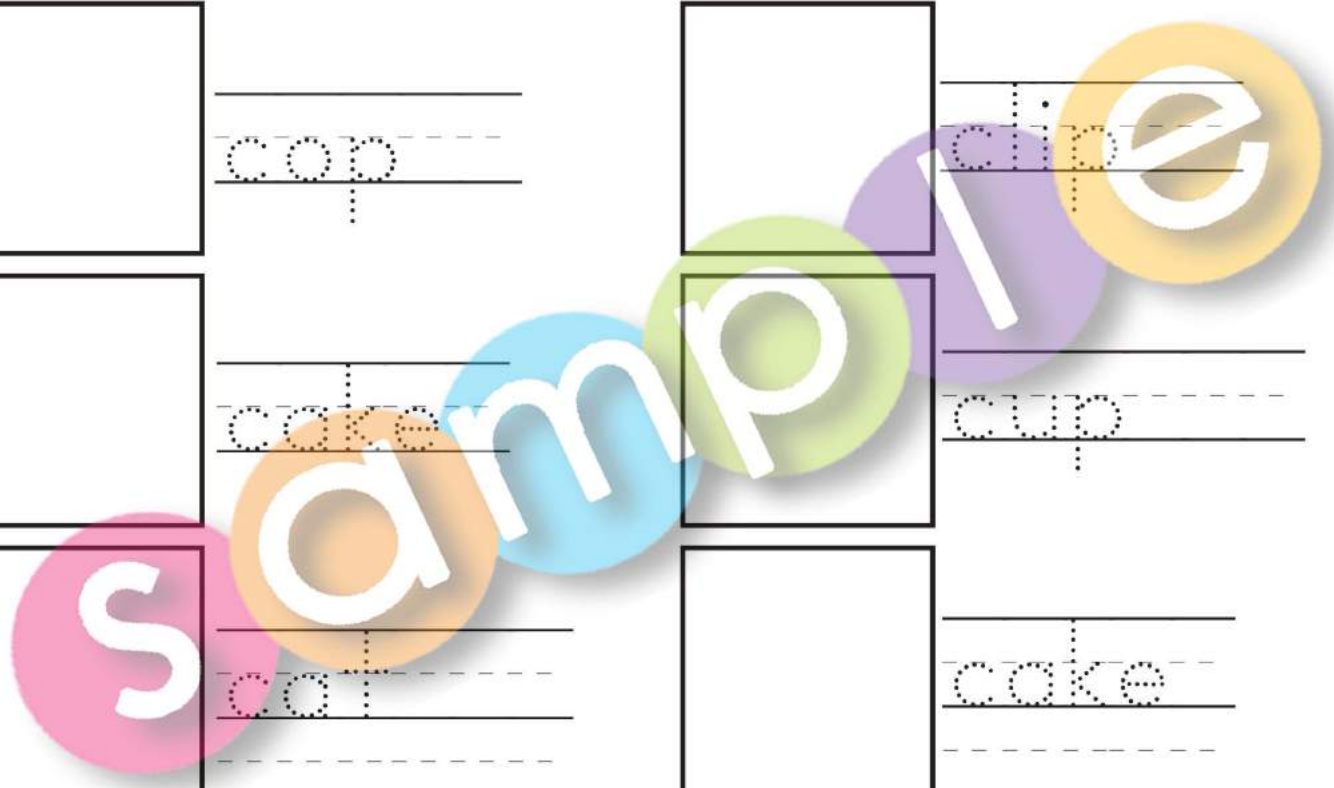
clip



clock

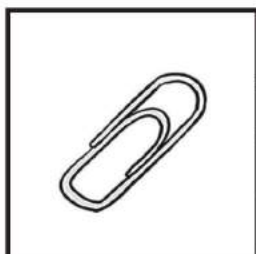



cop




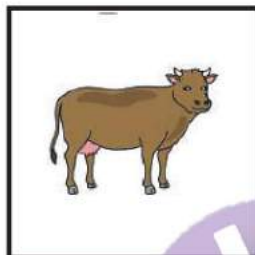
Directions: Look at the pictures and write the word that matches.


C WRITE IT!


















Directions: Draw and write your own /c/ words.

Directions: Circle the words that belong with the /c/ Letter Blend.

CIRCLE IT!

cow



dig

cop

dog

clip

dad

cup

drag

cup

dock

cat

car

clock

dress

dream

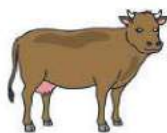
cow

cake

Directions: Draw a line to connect the picture with the word it matches.

CONNECT IT

a



b



c



d



e



f



g



h



1. cup

2. cop

3. cow


4. car

5. clock










6. cake

7. clip

8. cat



Fill in the missing letters to spell each word correctly.

<p>1.</p>  <p>_____</p> <p>op</p>	<p>2.</p>  <p>_____</p> <p>ake</p>	<p>3.</p>  <p>_____</p> <p>ip</p>
<p>4.</p>  <p>_____</p> <p>ats</p>	<p>5.</p>  <p>_____</p> <p>ar</p>	<p>6.</p>  <p>_____</p> <p>up</p>
<p>7.</p>  <p>_____</p> <p>sow</p>	<p>8.</p>  <p>_____</p> <p>ock</p>	<p>9.</p>  <p>_____</p> <p>ar</p>

a car The hit tree.

Sort the words above to make a complete sentence below.

Choose words from today's lesson. Write and drama them below.

<p>1.</p> <p>Word: _____</p> <p>_____</p> <p>_____</p>	<p>2.</p> <p>Word: _____</p> <p>_____</p> <p>_____</p>
<p>3.</p> <p>Word: _____</p> <p>_____</p> <p>_____</p>	<p>4.</p> <p>Word: _____</p> <p>_____</p> <p>_____</p>

Choose words from today's lesson. Write and drama them below.

<p>1.</p> <p>Word: _____</p> <p>_____</p> <p>_____</p>	<p>2.</p> <p>Word: _____</p> <p>_____</p> <p>_____</p>
<p>3.</p> <p>Word: _____</p> <p>_____</p> <p>_____</p>	<p>4.</p> <p>Word: _____</p> <p>_____</p> <p>_____</p>

I Can Read and Match

Trace each word, then match them to the correct picture.

clock

1

a



cake

2

b



clip

3

c



car

4

d



cup

5

e



cow

6

f



cat

7

g



cap

8

h



Draw and write two sentences using some of the words to the right.



cow



cop



car



cup



cat



cake



clock



clip








Blank writing area for the first sentence.

Handwriting practice lines with a dashed midline.


Blank writing area for the second sentence.

Handwriting practice lines with a dashed midline.

Circle the correct word and write it on the line. Add a full-stop period to each sentence.

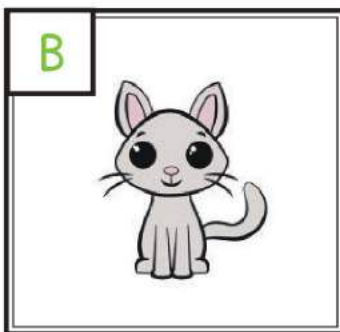
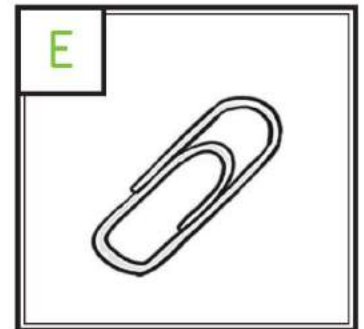
1.		cow cop	He is a _____
2.		cop clock	It is a big _____
3.		cup cake	It is a big _____
4.		cake car	It's a blue _____
5.		car clip	It's a small _____
6.		cow cat	It's an old _____
7.		cat cow	I love _____ s

Match the pictures to their sentences by writing the correct letters in the box.



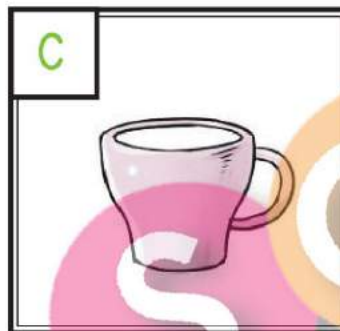
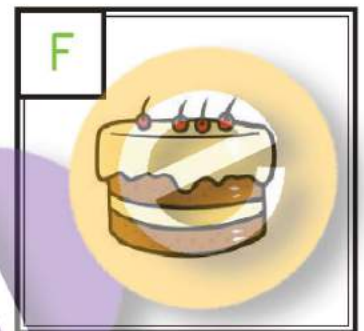
She put a clip in her hair.

He is a good cop.



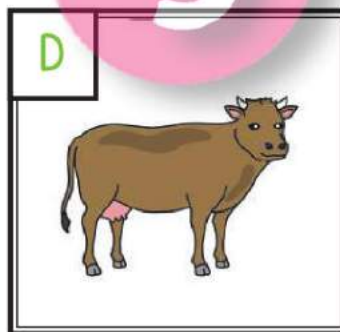
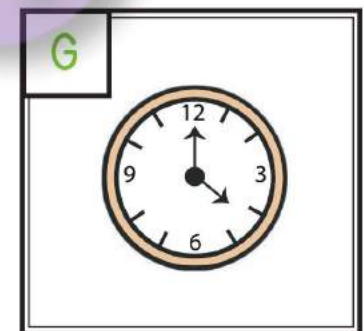
Tom has a cow.

A cat is an animal.




The clock is fast.

I love chocolate cake.



















This is my car.

He picked up his cup.



Write a great sentence of your own on the lines below.

Use the word box to help you answer each question or statement below.

<p>1. He is a ____.</p>  <p>_____</p>	<p>2. It is a small ____.</p>  <p>_____</p>	<p>3. She gave him a ____.</p>  <p>_____</p>	<p>4. It is a small ____.</p>  <p>_____</p>
<p>5. It is a blue ____.</p>  <p>_____</p>	<p>6. I need a ____ of tea.</p>  <p>_____</p>	<p>7. This is a brown ____.</p>  <p>_____</p>	<p>8. I set the alarm for 8.</p>  <p>_____</p>
<p style="text-align: center;">Word Box</p> <div style="display: flex; justify-content: space-around; align-items: flex-start;"> <div style="text-align: center;">  cow </div> <div style="text-align: center;">  cat </div> <div style="text-align: center;">  clock </div> <div style="text-align: center;">  clip </div> </div> <div style="display: flex; justify-content: space-around; align-items: flex-start; margin-top: 10px;"> <div style="text-align: center;">  cop </div> <div style="text-align: center;">  cup </div> <div style="text-align: center;">  cake </div> <div style="text-align: center;">  car </div> </div>			

Use words from above and write a great sentence of your own on the lines below.

Cut and paste the words on the right in alphabet order.

Cut & Paste



cop



cake



clip



cat



cow



cup



clock



Sample

Cut & Paste

Cut and paste the pictures. Then write each word 2 times each.

cop	cop _____ ----- _____	_____ ----- _____
cake	cake _____ ----- _____	_____ ----- _____
cow	cow _____ ----- _____	_____ ----- _____
clock	clock _____ ----- _____	_____ ----- _____
clip	clip _____ ----- _____	_____ ----- _____
cat	cat _____ ----- _____	_____ ----- _____
cup	cup _____ ----- _____	_____ ----- _____



Cut & Paste

Cut and paste the pictures. Then write each word 2 times each.

cop	cop _____ ----- _____	_____ ----- _____
cat	cat _____ ----- _____	_____ ----- _____
clock	clock _____ ----- _____	_____ ----- _____
cow	cow _____ ----- _____	_____ ----- _____
clip	clip _____ ----- _____	_____ ----- _____
cake	cake _____ ----- _____	_____ ----- _____
cup	cup _____ ----- _____	_____ ----- _____



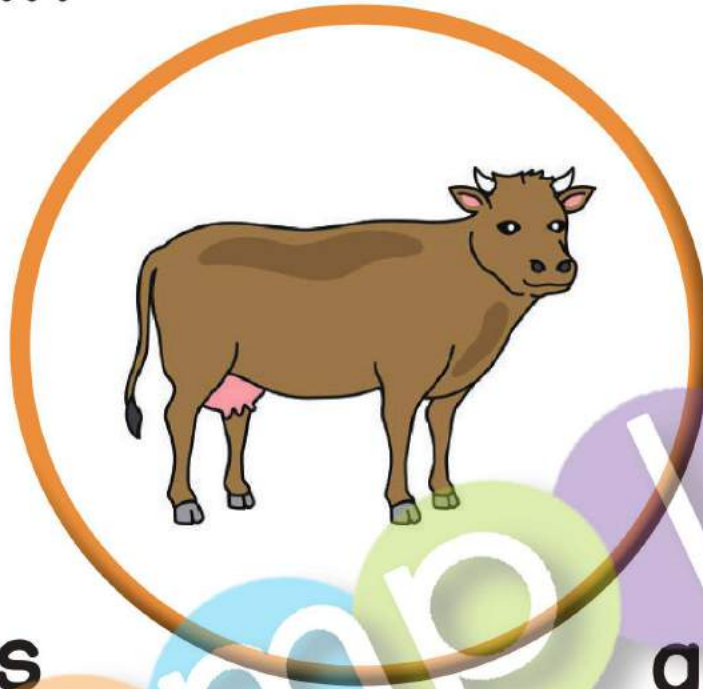
Example words: a, m, p, l, e

Sort the words to make a great sentence on the lines below.

COW.

She

a



very



was

good



Write a sentence of your own about the picture.

Sort the words to make a great sentence on the lines below.

Boil

water.



cup

of

e

the

www.PhonicsGarden.com

Write a sentence of your own about the picture.

Sort the words to make a great sentence on the lines below.

The

guy

a



was

cop.

Write a sentence of your own about the picture.

Sort the words to make a great sentence on the lines below.

out

Get



the

car.

of

www.PhonicsGarden.com

Write a sentence of your own about the picture.

Sort the words to make a great sentence on the lines below.

This

is



very

tasty

cake.

www.PhonicsGarden.com

Write a sentence of your own about the picture.

Sort the words to make a great sentence on the lines below.

clip.

I

on



a

e

put

www.PhonicsGarden.com

Write a sentence of your own about the picture.

Sort the words to make a great sentence on the lines below.

It

cat.



was

nice

a

e

www.PhonicsGarden.com

Write a sentence of your own about the picture.

Sort the words to make a great sentence on the lines below.

I

the



at

e

looked

clock.

www.PhonicsGarden.com

Write a sentence of your own about the picture.

I Say, Spell, Cut and Paste

c
Word Spelling

Say, Trace, Cut & Paste, and Spell each picture word correctly.



--	--


www.PhonicsGarden.com



	e
--	---



s	
---	--



--	--

Trace on the inside of the letters. Then cut them out and glue them down to spell the pictures above.

c	c	ake	ar
c	c	lip	op

I Say, Spell, Cut and Paste

c
Word Spelling

Say, Trace, Cut & Paste, and Spell each picture word correctly.



--	--

www.PhonicsGarden.com



--	--



--	--












--	--

Trace on the inside of the letters. Then cut them out and glue them down to spell the pictures above.

c	c	at	ow
c	c	lock	up



Look at each picture. Circle the correct word.

<p>1</p>  <p>cake cop cup</p>	<p>2</p>  <p>cup cop cow</p>	<p>3</p>  <p>cat cow cop</p>	
<p>4</p>  <p>clip clock car</p>	<p>5</p>  <p>car cat cake</p>	<p>6</p>  <p>cop cup cat</p>	
<p>7</p>  <p>cop car clip</p>	<p>8</p>  <p>cop cup cow</p>	<p>9</p>  <p>cow cop cup</p>	
<p>cow. saw I brown</p>			<p>a colour</p>

Sort the words above to make a great sentence below.

See, Say, and Spell - Blends - c

Write the correct letter blend to complete the words below.

cow cop cake clip cat clock car cup



___ake



___ig



___up



___lip



___ad



___ock



___ock



___ar



___eer



___op



___rag



___ress



___ow



___og



___at

See, Say, and Spell - Blends - c

Write the missing letters to complete the words below.

cow cop cake clip cat clock car cup



c _____



d _____



c _____



c _____



d _____



c _____



d _____



c _____



d _____



c _____



d _____



d _____



c _____



d _____



c _____








MEMORY GAME



 <p>www.PhonicsGarden.com</p>	 <p>www.PhonicsGarden.com</p>	  <p>www.PhonicsGarden.com</p>
  <p>www.PhonicsGarden.com</p>	  <p>www.PhonicsGarden.com</p>	  <p>www.PhonicsGarden.com</p>
 <p>www.PhonicsGarden.com</p>	 <p>www.PhonicsGarden.com</p>	 <p>www.PhonicsGarden.com</p>

MEMORY GAME



 <p>www.PhonicsGarden.com</p>	 <p>www.PhonicsGarden.com</p>	 <p>www.PhonicsGarden.com</p>
 <p>www.PhonicsGarden.com</p>	 <p>www.PhonicsGarden.com</p>	 <p>www.PhonicsGarden.com</p>
 <p>www.PhonicsGarden.com</p>	<p>www.PhonicsGarden.com</p>	<p>www.PhonicsGarden.com</p>

MEMORY GAME



cop

www.PhonicsGarden.com

cop

www.PhonicsGarden.com

cake

www.PhonicsGarden.com

cake

www.PhonicsGarden.com

clip

www.PhonicsGarden.com

clip

www.PhonicsGarden.com

cat

www.PhonicsGarden.com

cat

www.PhonicsGarden.com

car

www.PhonicsGarden.com

MEMORY GAME



<p>car</p> <p>www.PhonicsGarden.com</p>	<p>cup</p> <p>www.PhonicsGarden.com</p>	<p>cup</p> <p>www.PhonicsGarden.com</p>
<p>cow</p> <p>www.PhonicsGarden.com</p>	<p>cow</p> <p>www.PhonicsGarden.com</p>	<p>clock</p> <p>www.PhonicsGarden.com</p>
<p>clock</p> <p>www.PhonicsGarden.com</p>	<p>www.PhonicsGarden.com</p>	<p>www.PhonicsGarden.com</p>








FLASH CARDS



 cop www.PhonicsGarden.com	 cop www.PhonicsGarden.com	 cake www.PhonicsGarden.com
 cake www.PhonicsGarden.com	 clip www.PhonicsGarden.com	 clip www.PhonicsGarden.com
 cat www.PhonicsGarden.com	 cat www.PhonicsGarden.com	 car www.PhonicsGarden.com

FLASH CARDS



 <p>car</p> <p>www.PhonicsGarden.com</p>	 <p>cup</p> <p>www.PhonicsGarden.com</p>	 <p>cup</p> <p>www.PhonicsGarden.com</p>
 <p>cow</p> <p>www.PhonicsGarden.com</p>	 <p>cow</p> <p>www.PhonicsGarden.com</p>	 <p>clock</p> <p>www.PhonicsGarden.com</p>
 <p>clock</p> <p>www.PhonicsGarden.com</p>	<p>www.PhonicsGarden.com</p>	<p>www.PhonicsGarden.com</p>