


Spin and Spell

Spin the spinner. Spell and write the **ai** word.



snail	train	braid	maid	brain	chair
_____	_____	_____	_____	_____	_____
_____	_____	_____	_____	_____	_____
_____	_____	_____	_____	_____	_____
_____	_____	_____	_____	_____	_____
_____	_____	_____	_____	_____	_____
_____	_____	_____	_____	_____	_____
_____	_____	_____	_____	_____	_____
_____	_____	_____	_____	_____	_____


Which **ai** word did you spin on and write the most? Write it again here!

Hint: Use a paperclip as your spinner.

Spin and Build

Hint: Use a paperclip as your spinner.

ai



Spin a picture.
Cut and paste the letters to build
the matching words.



--	--	--



--	--	--



--	--	--



--	--	--



--	--	--



--	--	--

Write your words on the lines.

snail train braid maid brain chair



ai	ai	ai	sn	tr	br	m	br	ch
ai	ai	ai	r	l	n	d	d	n



Set One

Spin, Color, and Win!

Each player takes a turn to spin a picture and color the matching word.
 First player to color all words wins the game.



ai

player 1

player 2

snail	brain	maid
train	snail	snail
train	brain	train
snail	snail	brain
snail	braid	train

chair	train	chair
braid	brain	braid
braid	maid	train
chair	train	brain
chair	maid	chair


Set Two



di

Spin, Color, and Win!

Each player takes a turn to spin a picture and color the matching word.
First player to color all words wins the game.



player 1

player 2

braid	chair	chain
quail	chain	chair
maid	snail	quail
quail	quail	chair
chair	chair	chain

braid	chair	quail
chair	maid	chair
quail	quail	chain
braid	chair	maid
maid	chain	chain


Make Your Own: #1

Spin, Color, and Win!

Each player takes a turn to spin a picture and color the matching word.
First player to color all words wins the game.




player 1



player 2





snail



chair



train



brain



maid



braid



quail



chain



Large dashed letters for tracing: 's', 'n', 'a', 'i', 'l', 'c', 'h', 'a', 'i', 'r', 't', 'r', 'a', 'i', 'n', 'b', 'r', 'a', 'i', 'n', 'm', 'a', 'i', 'd', 'b', 'r', 'a', 'i', 'd', 'q', 'u', 'a', 'i', 'l', 'c', 'h', 'a', 'i', 'n'.

tr ain



www.PhonicsGarden.com

br aid



www.PhonicsGarden.com

sm aid



www.PhonicsGarden.com

br ain



www.PhonicsGarden.com

ch **ain**




www.PhonicsGarden.com

qu **ail**



www.PhonicsGarden.com

sh **ail**



www.PhonicsGarden.com

ch **air**



www.PhonicsGarden.com

Draw and write your own word puzzles on this page.



Blank word puzzle grid with a dashed outline and a vertical zig-zag cut line. The website address www.PhonicsGarden.com is printed in the bottom right corner.



Blank word puzzle grid with a dashed outline and a vertical zig-zag cut line. The word "Sample" is written across the grid in large, colorful, 3D-style letters: 'S' (pink), 'a' (orange), 'm' (blue), 'p' (green), 'l' (purple), and 'e' (yellow). The website address www.PhonicsGarden.com is printed in the bottom right corner.

Blank word puzzle grid with a dashed outline and a vertical zig-zag cut line. The word "Sample" is written across the grid in large, colorful, 3D-style letters: 'S' (pink), 'a' (orange), 'm' (blue), 'p' (green), 'l' (purple), and 'e' (yellow). The website address www.PhonicsGarden.com is printed in the bottom right corner.

Blank word puzzle grid with a dashed outline and a vertical zig-zag cut line. The website address www.PhonicsGarden.com is printed in the bottom right corner.

Draw and write your own word puzzles on this page.



A large rectangular area with a dashed border, divided into two vertical sections. The left section contains a dashed outline of a word puzzle. The right section contains a dashed outline of a word puzzle and the text www.PhonicsGarden.com.

A large rectangular area with a dashed border, divided into two vertical sections. The left section contains a dashed outline of a word puzzle. The right section contains a dashed outline of a word puzzle and the text www.PhonicsGarden.com. A large, colorful word 'Sample' is overlaid across the middle of the page, with each letter in a different colored circle: 'S' (pink), 'a' (orange), 'm' (light blue), 'p' (light green), 'l' (purple), 'e' (yellow).

A large rectangular area with a dashed border, divided into two vertical sections. The left section contains a dashed outline of a word puzzle. The right section contains a dashed outline of a word puzzle and the text www.PhonicsGarden.com.

A large rectangular area with a dashed border, divided into two vertical sections. The left section contains a dashed outline of a word puzzle. The right section contains a dashed outline of a word puzzle and the text www.PhonicsGarden.com.

Add the missing letters.

Write the words on

the lines below.

Letter Blend
Word Spelling



sn _ _ l



br _ _ n

tr _ _ n



ch _ _ r



ch _ _ n



m _ _ d

qu _ _ l



br _ _ d

1. snail

5. _____

2. _____

6. _____

3. _____

7. _____

4. _____

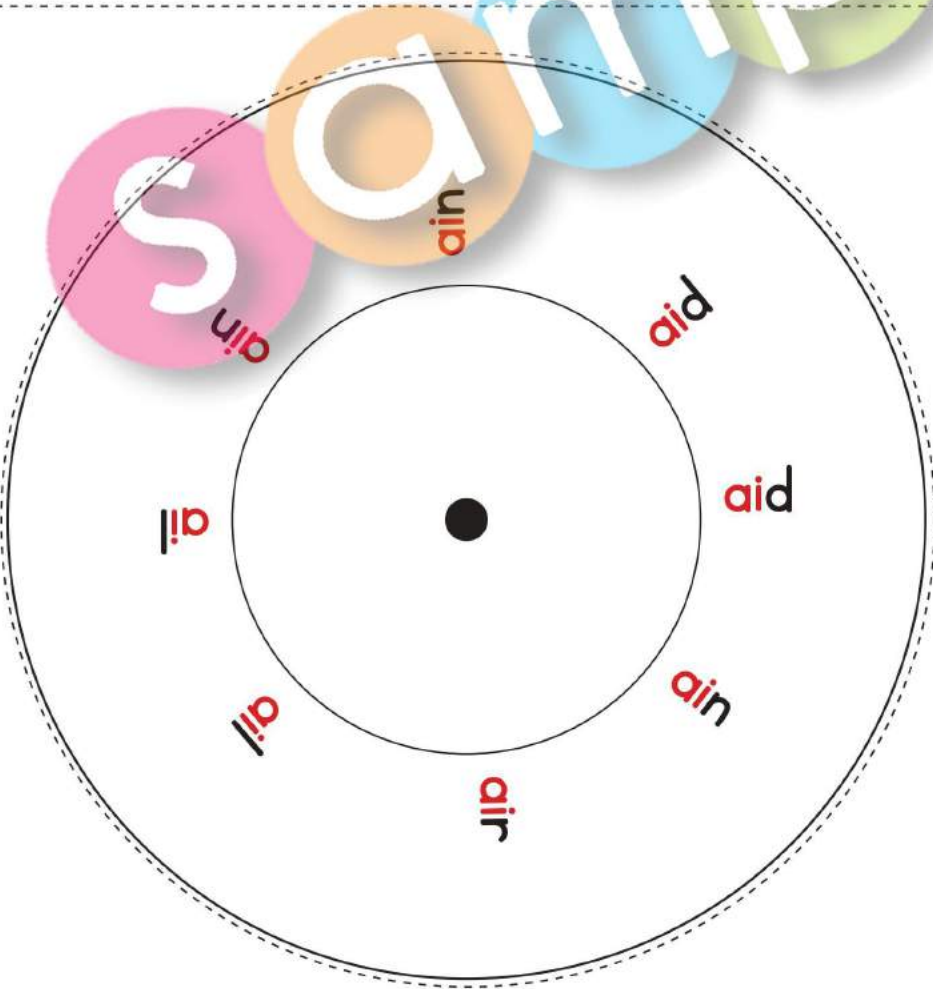
8. _____

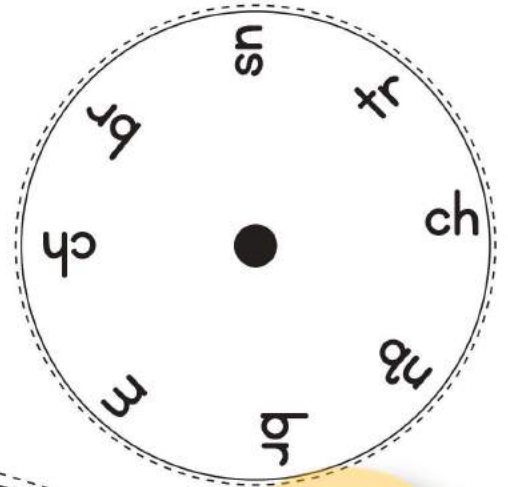
Choose one or two words from above and make a great sentence below.

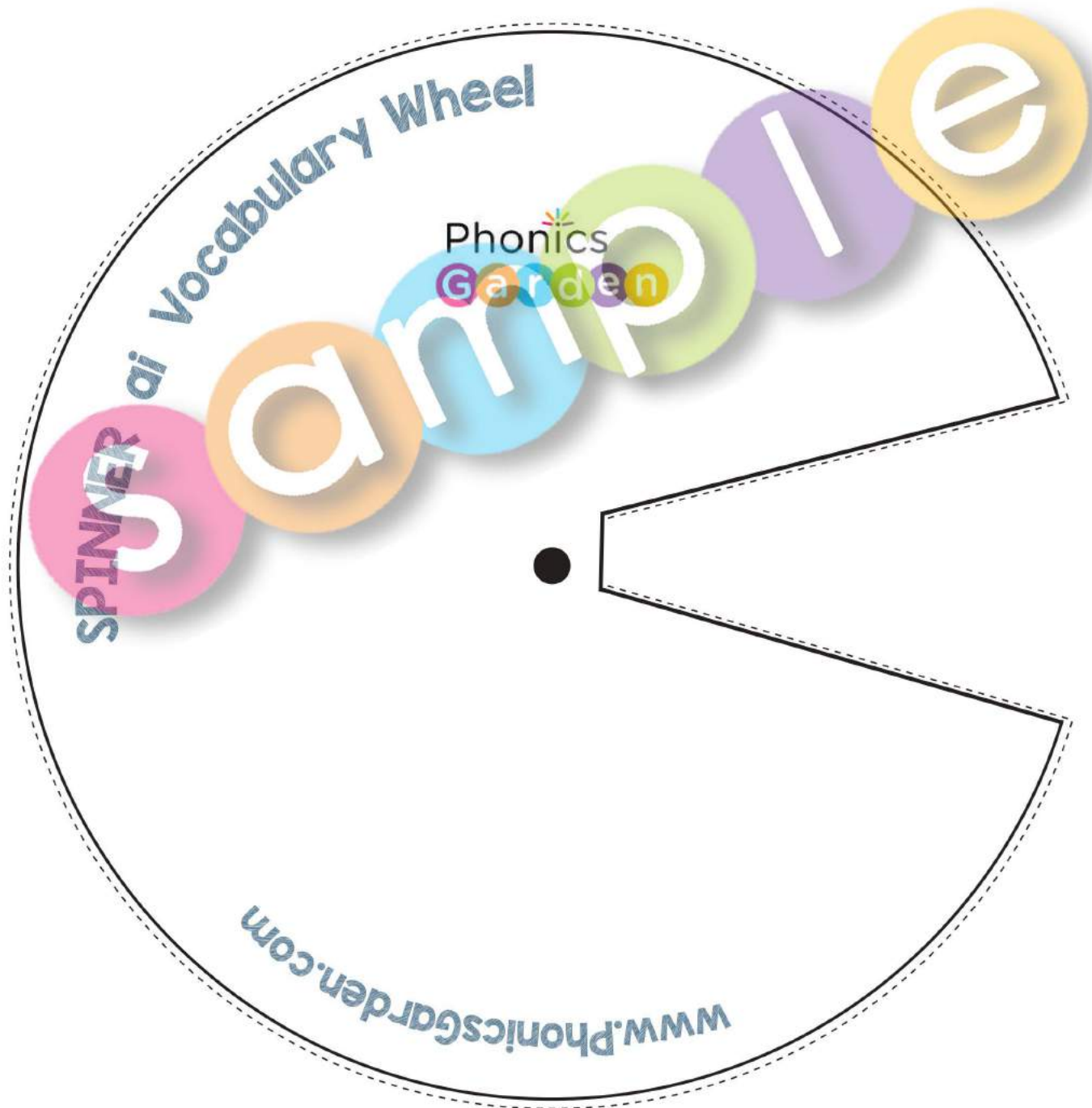
After you have finished assembling your word wheel, practice writing each word as you spin the wheel. Spin, read, and write your new words!

Write each word on your word-wheel 2 times each.

<hr/> <hr/> <hr/> <hr/> <hr/> <hr/> <hr/> <hr/>	<hr/> <hr/> <hr/> <hr/> <hr/> <hr/> <hr/> <hr/>	<hr/> <hr/> <hr/> <hr/> <hr/> <hr/> <hr/> <hr/>	<hr/> <hr/> <hr/> <hr/> <hr/> <hr/> <hr/> <hr/>
<hr/> <hr/> <hr/> <hr/> <hr/> <hr/> <hr/> <hr/>	<hr/> <hr/> <hr/> <hr/> <hr/> <hr/> <hr/> <hr/>	<hr/> <hr/> <hr/> <hr/> <hr/> <hr/> <hr/> <hr/>	<hr/> <hr/> <hr/> <hr/> <hr/> <hr/> <hr/> <hr/>








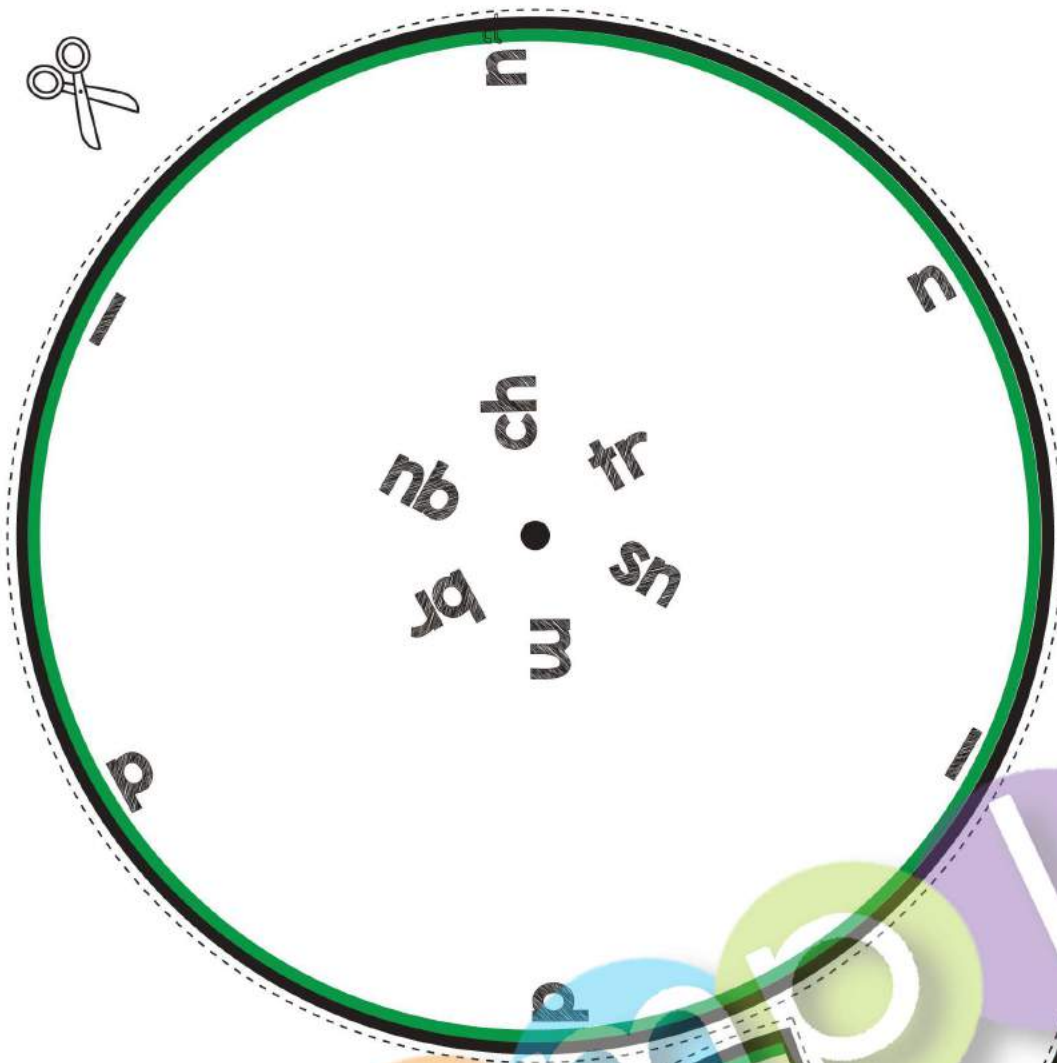
SPINNER ai Reading Wheel

www.PhonicsGarden.com



A circular reading wheel divided into six segments, each containing an illustration and a label. The labels are written in a light blue, lowercase font. The segments are:

- brain**: Illustration of a pink brain.
- chair**: Illustration of a purple and white chair.
- snail**: Illustration of a green snail with a yellow shell.
- train**: Illustration of a black steam train.
- maid**: Illustration of a woman in a pink dress and white apron holding a broom.
- spiral**: Illustration of a girl with yellow braids holding a book.

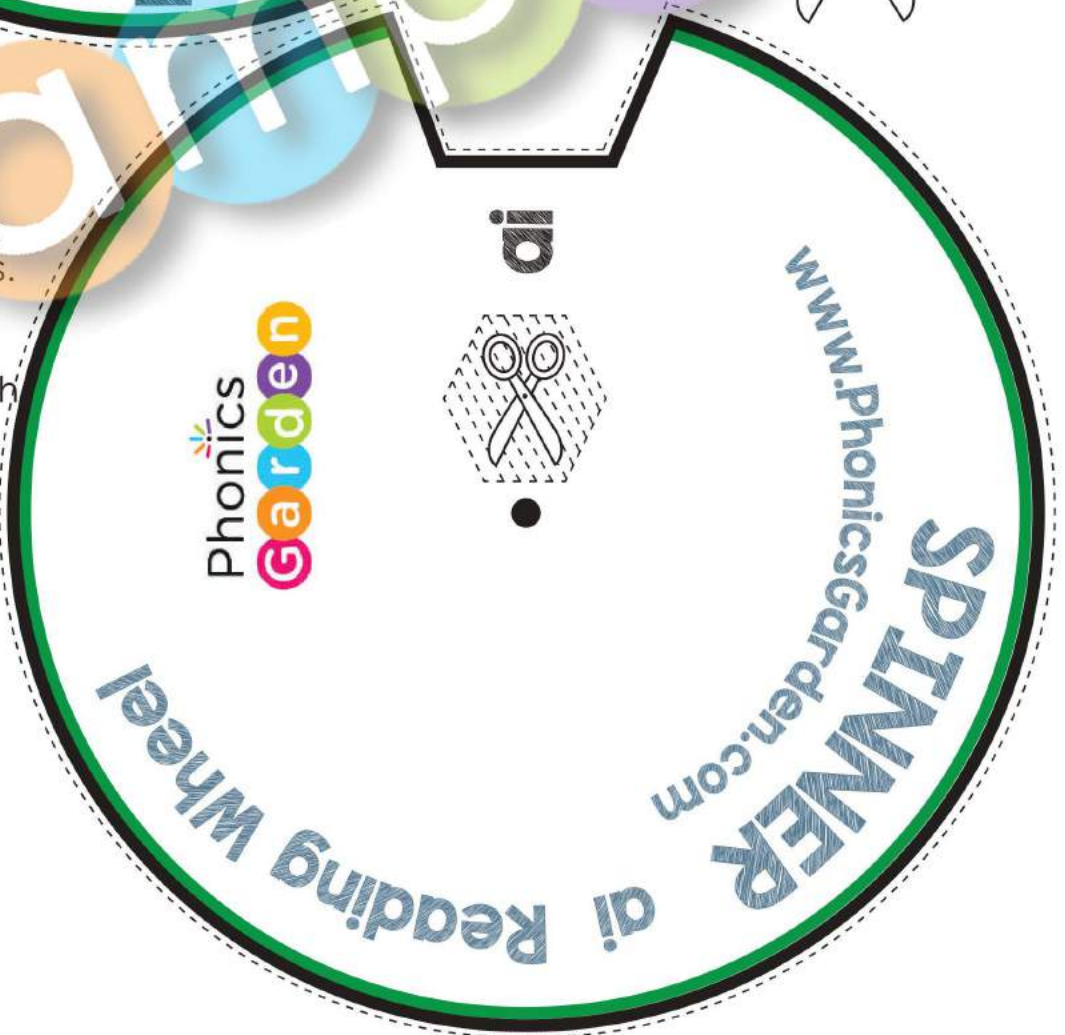


Directions

Step 1: Print the word wheel on card stock paper for best results.

Step 2: Attach the front to the back with a brass paper fastener, paperclip, or another fastening object.

Step 3: Have your students spin the wheel to make and read the words.



Word Wheel

This Word Wheel will help your students practice reading.
Moving the wheel will match the word with the picture clue.

maid
brain
braid
chair
train
snail

BOTTOM

ai

Vocabulary Word Wheel

Name: _____

www.PhonicsGarden.com

TOP

Instructions

1. Copy on to the white card stock
2. Cut out the two shapes on the dotted lines.
3. Place TOP wheel on the TOP of the BOTTOM wheel.
4. Insert split pin in the center.
5. Have students spin and read.

Cut out the words and pictures. Paste them down where they belong matching each word and picture.

ai


ie

snail

train

shield

chief



maid

chair

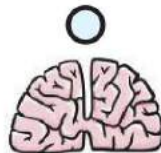

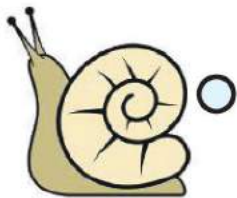
thief

priest



Connect the /ai/ Letter Blend words with the **ai**.

Connect the words that are NOT part of the /ai/ Letter Blend with the **X**.

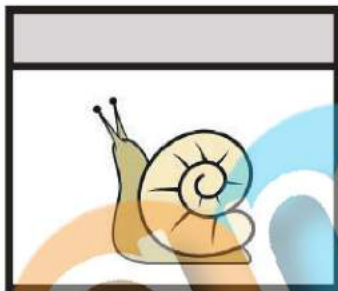
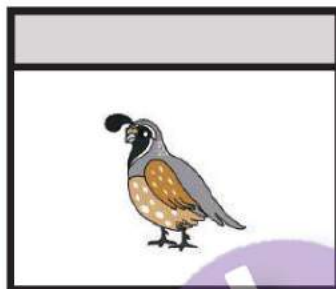
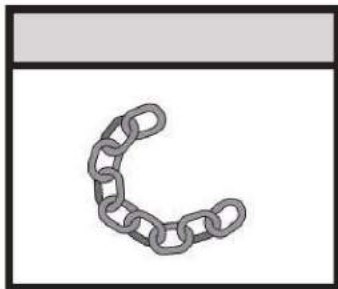


Practice writing your /ai/ words.



What
is in the
ai house?

ai



When you are done cutting and pasting your words, finish the sentence below. Add a full-stop period.

A _____, _____, and
_____ are in the house

Write the missing letters below. Cut out the boxes and glue the top flap onto the matching picture. ✂

sn _ _ l

ch _ _ n


ch _ _ r

qu _ _ l



What
is in the
ai house?

ai



When you are done cutting and pasting your words, finish the sentence below. Add a full-stop period.

A _____, _____, and
_____, are in the house

Write the missing letters below. Cut out the boxes and glue the top flap onto the matching picture. ✂

tr__nt

br__n

m__d

br__d

Cut out each of the puzzle pieces and glue them where they belong.

<p>snail</p> <p>glue piece here</p>	<p>train</p> <p>glue piece here</p>
-------------------------------------	-------------------------------------

<p>brain</p> <p>glue piece here</p>	<p>braid</p> <p>glue piece here</p>
-------------------------------------	-------------------------------------

<p>chair</p> <p>glue piece here</p>	<p>maid</p> <p>glue piece here</p>
-------------------------------------	------------------------------------

<p>quail</p> <p>glue piece here</p>	<p>chain</p> <p>glue piece here</p>
-------------------------------------	-------------------------------------

<p>ai</p> <p>glue piece here</p>	<p>ai</p> <p>glue piece here</p>
----------------------------------	----------------------------------

Scissors icon

Illustration of a girl with braids

Illustration of a quail

Scissors icon

Illustration of a brain

Illustration of a chain

Illustration of a maid sweeping

Illustration of a chair

Illustration of a snail

Scissors icon


Illustration of a train

Color the word box that goes with the picture.


Write the words below.

1 


maid	braid
------	-------

2 


chair	braid
-------	-------

3 


chair	chain
-------	-------

4 


chain	brain
-------	-------

5 


brain	quail
-------	-------

6 

snail	maid
-------	------

7 

snail	quail
-------	-------

8 

chain	train
-------	-------

1 _____

2 _____

3 _____

4 _____

5 _____

6 _____

7 _____

8 _____

Write the letters in the correct order to make the word that matches the picture.

1



tr

n

ai

2



br

ai

d

3



d

ai

m

4



ai

l

ai

5



n

ch

ai

6



ai

sn

l

7



ch

r

ai

8



n

br

ai

Write the letters in the correct order to make the word that matches the picture.

1	 <div style="display: flex; justify-content: space-around; align-items: center;"> <div style="border: 1px solid black; border-radius: 50%; width: 60px; height: 60px; display: flex; align-items: center; justify-content: center;">d</div> <div style="border: 1px solid black; border-radius: 50%; width: 60px; height: 60px; display: flex; align-items: center; justify-content: center;">br</div> <div style="border: 1px solid black; border-radius: 50%; width: 60px; height: 60px; display: flex; align-items: center; justify-content: center;">ai</div> </div> <div style="margin-left: 20px;"> <hr style="border: 0.5px solid black;"/> <hr style="border: 0.5px dashed black;"/> <hr style="border: 0.5px solid black;"/> </div>
2	 <div style="display: flex; justify-content: space-around; align-items: center;"> <div style="border: 1px solid black; border-radius: 50%; width: 60px; height: 60px; display: flex; align-items: center; justify-content: center;">tr</div> <div style="border: 1px solid black; border-radius: 50%; width: 60px; height: 60px; display: flex; align-items: center; justify-content: center;">n</div> <div style="border: 1px solid black; border-radius: 50%; width: 60px; height: 60px; display: flex; align-items: center; justify-content: center;">ai</div> </div> <div style="margin-left: 20px;"> <hr style="border: 0.5px solid black;"/> <hr style="border: 0.5px dashed black;"/> <hr style="border: 0.5px solid black;"/> </div>
3	 <div style="display: flex; justify-content: space-around; align-items: center;"> <div style="border: 1px solid black; border-radius: 50%; width: 60px; height: 60px; display: flex; align-items: center; justify-content: center;">l</div> <div style="border: 1px solid black; border-radius: 50%; width: 60px; height: 60px; display: flex; align-items: center; justify-content: center;">ai</div> <div style="border: 1px solid black; border-radius: 50%; width: 60px; height: 60px; display: flex; align-items: center; justify-content: center;">qu</div> </div> <div style="margin-left: 20px;"> <hr style="border: 0.5px solid black;"/> <hr style="border: 0.5px dashed black;"/> <hr style="border: 0.5px solid black;"/> </div>
4	 <div style="display: flex; justify-content: space-around; align-items: center;"> <div style="border: 1px solid black; border-radius: 50%; width: 60px; height: 60px; display: flex; align-items: center; justify-content: center;">ai</div> <div style="border: 1px solid black; border-radius: 50%; width: 60px; height: 60px; display: flex; align-items: center; justify-content: center;">ch</div> <div style="border: 1px solid black; border-radius: 50%; width: 60px; height: 60px; display: flex; align-items: center; justify-content: center;">r</div> </div> <div style="margin-left: 20px;"> <hr style="border: 0.5px solid black;"/> <hr style="border: 0.5px dashed black;"/> <hr style="border: 0.5px solid black;"/> </div>
5	 <div style="display: flex; justify-content: space-around; align-items: center;"> <div style="border: 1px solid black; border-radius: 50%; width: 60px; height: 60px; display: flex; align-items: center; justify-content: center;">l</div> <div style="border: 1px solid black; border-radius: 50%; width: 60px; height: 60px; display: flex; align-items: center; justify-content: center;">ai</div> <div style="border: 1px solid black; border-radius: 50%; width: 60px; height: 60px; display: flex; align-items: center; justify-content: center;">sn</div> </div> <div style="margin-left: 20px;"> <hr style="border: 0.5px solid black;"/> <hr style="border: 0.5px dashed black;"/> <hr style="border: 0.5px solid black;"/> </div>
6	 <div style="display: flex; justify-content: space-around; align-items: center;"> <div style="border: 1px solid black; border-radius: 50%; width: 60px; height: 60px; display: flex; align-items: center; justify-content: center;">ch</div> <div style="border: 1px solid black; border-radius: 50%; width: 60px; height: 60px; display: flex; align-items: center; justify-content: center;">ai</div> <div style="border: 1px solid black; border-radius: 50%; width: 60px; height: 60px; display: flex; align-items: center; justify-content: center;">n</div> </div> <div style="margin-left: 20px;"> <hr style="border: 0.5px solid black;"/> <hr style="border: 0.5px dashed black;"/> <hr style="border: 0.5px solid black;"/> </div>
7	 <div style="display: flex; justify-content: space-around; align-items: center;"> <div style="border: 1px solid black; border-radius: 50%; width: 60px; height: 60px; display: flex; align-items: center; justify-content: center;">n</div> <div style="border: 1px solid black; border-radius: 50%; width: 60px; height: 60px; display: flex; align-items: center; justify-content: center;">br</div> <div style="border: 1px solid black; border-radius: 50%; width: 60px; height: 60px; display: flex; align-items: center; justify-content: center;">ai</div> </div> <div style="margin-left: 20px;"> <hr style="border: 0.5px solid black;"/> <hr style="border: 0.5px dashed black;"/> <hr style="border: 0.5px solid black;"/> </div>
8	 <div style="display: flex; justify-content: space-around; align-items: center;"> <div style="border: 1px solid black; border-radius: 50%; width: 60px; height: 60px; display: flex; align-items: center; justify-content: center;">d</div> <div style="border: 1px solid black; border-radius: 50%; width: 60px; height: 60px; display: flex; align-items: center; justify-content: center;">ai</div> <div style="border: 1px solid black; border-radius: 50%; width: 60px; height: 60px; display: flex; align-items: center; justify-content: center;">m</div> </div> <div style="margin-left: 20px;"> <hr style="border: 0.5px solid black;"/> <hr style="border: 0.5px dashed black;"/> <hr style="border: 0.5px solid black;"/> </div>

UNSCRAMBLE the LETTERS Write the missing letter in the circle.
Write the letters in the correct order to make the word that matches the picture.

1		r	ai	ch	_____
2		sn		ai	_____
3		l	ai		_____
4			n	ai	_____
5		ai		n	_____
6		m		ai	_____
7		br	ai		_____
8		tr	n		_____

Read and Write! Write the missing letter in the circle.
Write the letters in the correct order to make the word that matches the picture.

1		<input type="text"/>	ai	n	_____
2		br	<input type="text"/>	d	_____
3		m	<input type="text"/>	d	_____
4		br	ai	<input type="text"/>	_____
5		<input type="text"/>	ai	n	_____
6		qu	<input type="text"/>	l	_____
7		sn	ai	<input type="text"/>	_____
8		<input type="text"/>	ai	r	_____

Write the missing letter.



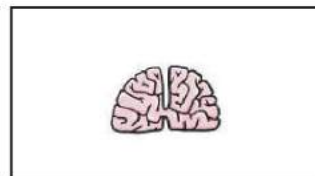
tr n



br ai



ai d



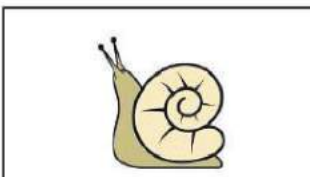
ai n



ch ai



qu l



ai l




ch e r


Write your own sentences about the picture above. Start with a capital letter. End with a full-stop period.


Handwriting practice lines consisting of solid top and bottom lines with a dashed middle line. A large, colorful 'Sample' watermark is overlaid on the page.

Say it! Build it! Write! Color the letters that spell the picture's name. Write the word on the line.

snail train chair braid brain maid quail chain


1  tr oo b ai ou ld n nd


2  gl br ai ai i oi d ck


3  m ai b nk i d mp nk


4  br ea b ai ch d n ne

5  tr sl oa ch ai d nt n

6  qu ai b oo m p ai l


7  fl oi sn ai i l n mp


8  ch c ai ou i oo r m



Say it! Build it! Write! Color the letters that spell the picture's name. Write the word on the line.

snail train chair braid brain maid quail chain


1  qu oo ai ai ou ld l nd _____


2  gl br ch ai ai oi n ck _____


3  br ai oa nk n ee mp n _____

4  br ea b ai d d ck ne _____

5  tr m oa dr ai d nt d _____

6  sm sn t ai a l nd ch _____

7  fl oi ch ai i oo ch r _____

8  tr sn ai ou i oo n m _____

Draw a line to match the letters.

Write the words two times each.



1. tr ee n
pr ai nd



2. sl ai b
br o d



3. tr ai r
ch oi lf



4. sn oy l
fl ai le



5. qu ai nd
sm u l



6. ch ea k
dr ai n



7. fr a n
br ai sh




8. pl ai ch
m u d

SEE - SAY - CUT - PASTE - READ

ai set 1


Cut out the letters. Glue them under the pictures to spell the words correctly.

1.




--	--	--

2.




--	--	--

3.



--	--	--

4.



--	--	--

tr

n

m

d

ai

ai

ai

ai

br

n

d

br




SEE - SAY - CUT - PASTE - READ

ai set 2


Cut out the letters. Glue them under the pictures to spell the words correctly.

1.




--	--	--

2.




--	--	--

3.



--	--	--

4.



--	--	--

ai

ai

ch

l

l

ch

ai

ai

sn

n

r

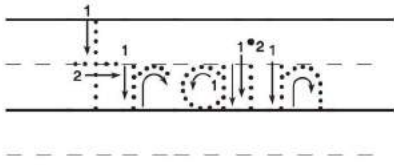
qu



Trace

write

color



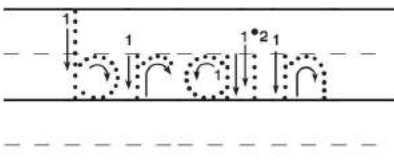
Blank handwriting lines for writing the word 'train'.



Trace

write

color



Blank handwriting lines for writing the word 'brain'.



Trace

write

color



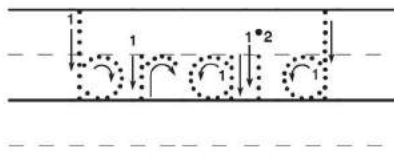
Blank handwriting lines for writing the word 'chair'.



Trace

write

color



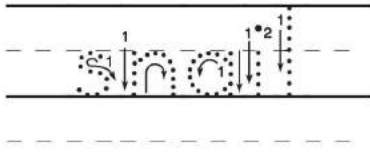
Blank handwriting lines for writing the word 'braid'.



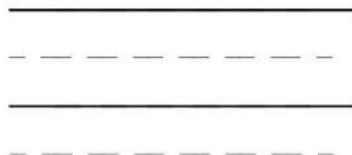
Write a sentence of your own using some words from above.

Blank handwriting lines for writing a sentence.

Trace



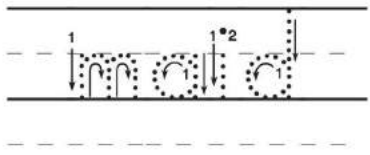
write




color



Trace



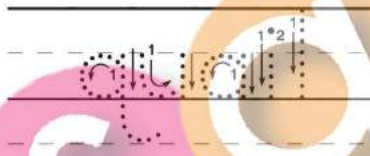
write



color



Trace



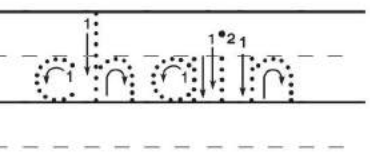
write




color



Trace



write



color




Write a sentence of your own using some words from above.

SENTENCE BUILDING




The chain was too long.

The quail is pretty.

Cut out the words and paste them in the boxes above to make a sentence. Then, write your sentence on the line. 

long	was	too	The	chain	.
The	quail	is		pretty	.

SENTENCE BUILDING



It was a small snail.



It is a small chair.


Cut out the words and paste them in the boxes above to make a sentence. Then, write your sentence on the line.



snail	was	a	It	small	.
chair	It	a	is	small	.

SENTENCE BUILDING

He got off the train.



You can't braid my hair.

Cut out the words
and paste them in
the boxes above to
make a sentence.
Then, write your
sentence on the line.



off	got	He	the	train	.
hair	can't	my	You	braid	.

SENTENCE BUILDING



This is my new maid.



The crack in his brain.

Cut out the words and paste them in the boxes above to make a sentence. Then, write your sentence on the line.



new	This	is	my	maid	.
The	crack	his	in	brain	.

Let's Read the ai words

Directions: To assemble your flip-book reader, cut out all the boxes along the dashed-black lines. Attach the smaller boxes on top of each other by stapling them to the shaded gray area indicated. The top box has the word "Name" on it.



Front Cover

Flip-Book Page 1 of 4

Back Page

Flip-Book

Name _____

My book of ai words

Flip-Book

ai

A _____



A — — qu www.PhonicsGarden.com	A — — br www.PhonicsGarden.com
A — — ch www.PhonicsGarden.com	A — — ch www.PhonicsGarden.com
A — — t www.PhonicsGarden.com	A — — m www.PhonicsGarden.com
A — — sn www.PhonicsGarden.com	A — — br www.PhonicsGarden.com





C _____

n



www.PhonicsGarden.com

C _____

l



www.PhonicsGarden.com

C _____

n



www.PhonicsGarden.com

C _____

d



www.PhonicsGarden.com

C _____

r



www.PhonicsGarden.com

C _____

n



www.PhonicsGarden.com

After you have finished assembling your word wheel, practice writing each word as you spin the wheel. Spin, read, and write your new words!

Write each /ai/ word from your flip-book 2 times each.

snail

braid

brain

quail

maid

train


chair

chain




C _____

d



www.PhonicsGarden.com









C _____



www.PhonicsGarden.com

Directions: Cut out the letters and build the words to match the pictures.

See It! Build It!

		ai				ai	
			d				
		ai					i
	sn	ai			ch		r

Directions: Draw and write two of your own /ai/ words in the boxes below.

--	--	--	--	--	--	--

br d m ai n ch l tr br n ai n qu

o

i

Directions: Read the sentence and match the picture to it.

Match It!

Set 1

1

The chain was too long.

2

The quail is pretty.

3


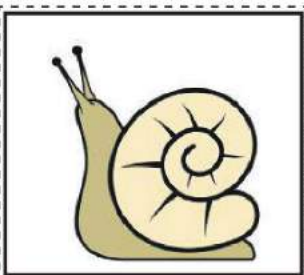

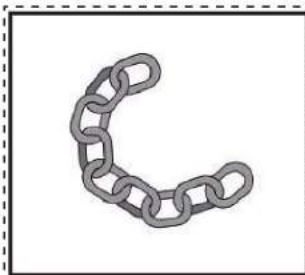
It was a small snail.

4

It is a small chair.

5

Directions: Draw and write your own /ai/ word sentence.




Directions: Read the sentence and match the picture to it.

Match It!

Set 2



He got off the train.



You can't braid my hair.



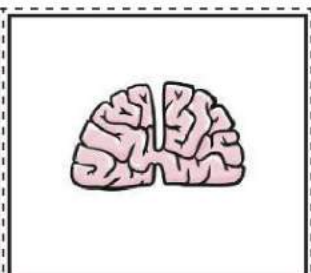
This is my new maid.



The crack in his brain.



Directions: Draw and write your own /ai/ word sentence.



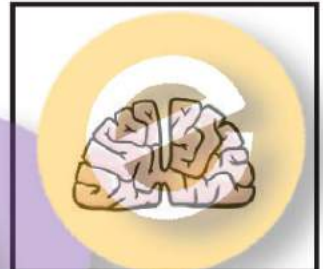
Directions: Read the sentence and write the missing word in the blank. Use the pictures to help you.

Set 1
FILL IT!

1 She was an old _____.



2 The _____ is pink.



3 I like my hair in a _____.



4 The _____ began to slow.



5 Directions: Draw and write your own /ai/ word sentence.

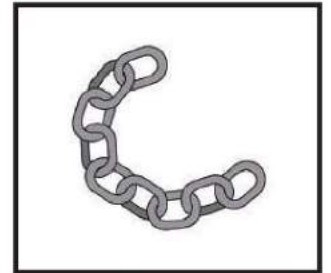


maid train brain braid

Directions: Read the sentence and write the missing word in the blank. Use the pictures to help you.

FILL IT!

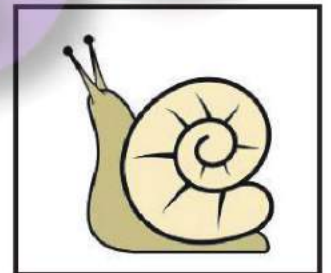
1 It was a silver _____.




2 The _____ flew away.



3 A _____ hides in his shell.



4 It's a purple _____.



5 Directions: Draw and write your own /ai/ word sentence.



quail chain snail chair

Directions: Trace the words
and draw a matching picture.

ai DRAW IT!

snail

brain

train

maid

braid

quail

brain


braid

chain

maid

chair


train

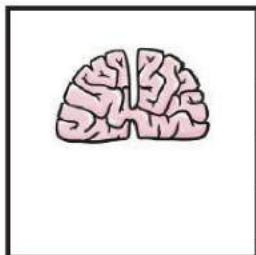


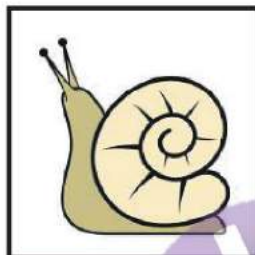
Directions: Look at the pictures and write the word that matches.

ai WRITE IT!




















Directions: Draw and write your own /ai/ words.









Directions: Circle the words that belong with the /ai/ Letter Blend.

CIRCLE IT!

snail



shield

train

chief

maid

thief

train

field

quail

priest

brain

chain

chair

grief

piece

snail

braid

Directions: Draw a line to connect the picture with the word it matches.

CONNECT IT

a



b



c



d



e



f



g



h



1. quail

2. train

3. snail

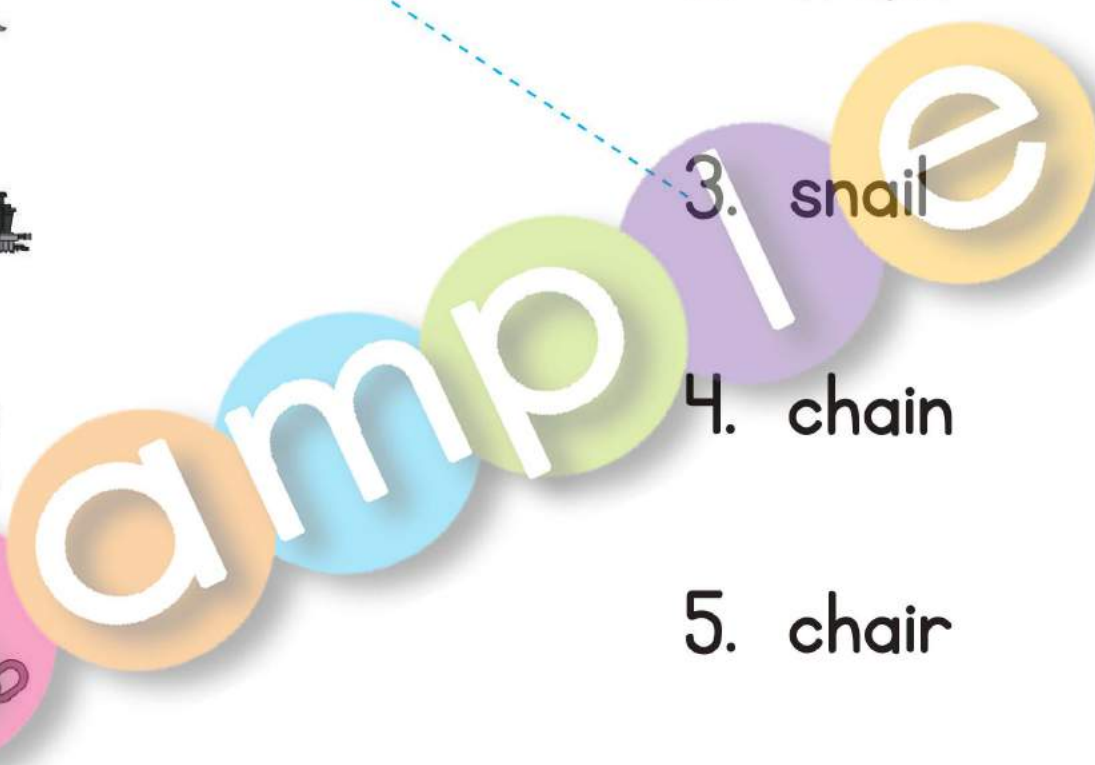
4. chain

5. chair

6. braid

7. maid

8. brain



Choose words from today's lesson. Write and draw them below.

<p>1.</p> <p>Word: _____</p> <p>_____</p> <p>_____</p>	<p>2.</p> <p>Word: _____</p> <p>_____</p> <p>_____</p>
<p>3.</p> <p>Word: _____</p> <p>_____</p> <p>_____</p>	<p>4.</p> <p>Word: _____</p> <p>_____</p> <p>_____</p>

Name: _____

Date: _____

Choose words from today's lesson. Write and draw them below.

<p>1.</p> <p>Word: _____</p> <p>_____</p> <p>_____</p>	<p>2.</p> <p>Word: _____</p> <p>_____</p> <p>_____</p>
<p>3.</p> <p>Word: _____</p> <p>_____</p> <p>_____</p>	<p>4.</p> <p>Word: _____</p> <p>_____</p> <p>_____</p>

I Can Read and Match

Trace each word, then match them to the correct picture.

chair

1

a



braid

2

b



maid

3

c



chain

4

d



snail

5

e



snail

6

f



brain

7

g



train

8

h



Draw and write a story using as many words from the right as you can!



snail



train



chain



quail



brain



braid



chair



maid

Sample

Draw and write two sentences using some of the words to the right.



snail



train



chain



quail



brain



braid



chair



maid

Blank writing area for drawing and writing two sentences.

Handwriting practice lines with a large 'sample' watermark.

Blank writing area for drawing and writing two sentences.

Handwriting practice lines.

Circle the correct word and write it on the line. Add a full-stop period to each sentence.

1.



snail

train

It's a black _____

2.



train

chair

It's a purple _____

3.



quail

braid

She has a _____

4.



braid

chain

It's a _____

5.



chain

maid

I was her _____

6.



snail

brain

It's a small _____

7.




brain

snail

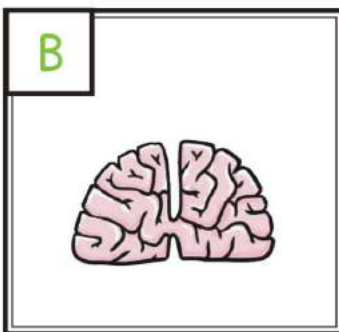
He has a big _____

Match the pictures to their sentences by writing the correct letters in the box.



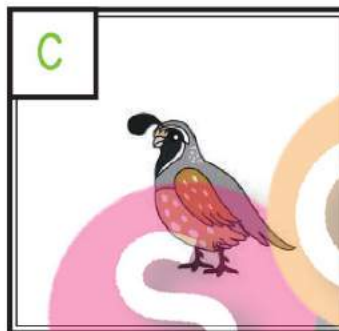

This is my new maid.

He got off the train.



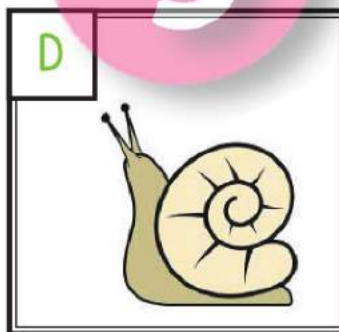

It was a small snail.

The crack in his brain.



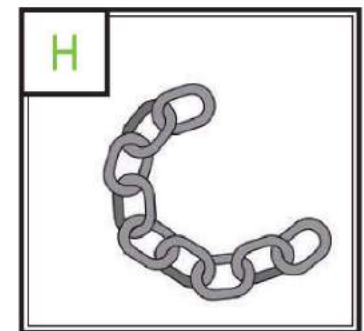
It is a small chair.

You can't braid my hair.



















The chain was too long.

The quail is pretty.



Write a great sentence of your own on the lines below.

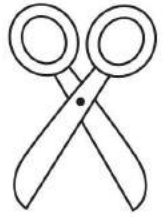
Use the word box to help you answer each question or statement below.

<p>1. The _____ began to slow.</p>  <p>_____</p>	<p>2. I like my hair in a _____.</p>  <p>_____</p>	<p>3. She was an old _____.</p>  <p>_____</p>	<p>4. The _____ is pink.</p>  <p>_____</p>				
<p>5. It was a silver _____.</p>  <p>_____</p>	<p>6. The _____ flew away.</p>  <p>_____</p>	<p>7. A _____ hides in his shell.</p>  <p>_____</p>	<p>8. It's a purple _____.</p>  <p>_____</p>				
<p>Word Box</p>  snail  brain  chair  maid				 train	 quail	 braid	 chain

Use words from above and write a great sentence of your own on the lines below.

Cut and paste the words on the right in alphabet order.

Cut & Paste



train



braid



maid



brain



snail



quail



chair



Sample

Cut and paste the pictures. Then write each word 2 times each.

Cut & Paste

train

train

_____	_____
-----	-----
_____	_____

braid

braid

_____	_____
-----	-----
_____	_____

snail

snail

_____	_____
-----	-----
_____	_____

chair

chair

_____	_____
-----	-----
_____	_____

maid

maid

_____	_____
-----	-----
_____	_____

brain

brain

_____	_____
-----	-----
_____	_____

quail

quail

_____	_____
-----	-----
_____	_____



Cut & Paste

Cut and paste the pictures. Then write each word 2 times each.

train

train

_____	_____
-----	-----
_____	_____

brain

brain

_____	_____
-----	-----
_____	_____

chair

chair

_____	_____
-----	-----
_____	_____

snail

snail

_____	_____
-----	-----
_____	_____

maid

maid

_____	_____
-----	-----
_____	_____

braid

braid

_____	_____
-----	-----
_____	_____

quail

quail

_____	_____
-----	-----
_____	_____



Example

Sort the words to make a great sentence on the lines below.

The



a

has

shell.

snail

Sample

www.PhonicsGarden.com

Write a sentence of your own about the picture.

Sort the words to make a great sentence on the lines below.

is

quail



very

e

The

pretty.

www.PhonicsGarden.com

Write a sentence of your own about the picture.

Sort the words to make a great sentence on the lines below.

I

hear



horn.

e

the

train

s

a

m

p

l

Write a sentence of your own about the picture.

Sort the words to make a great sentence on the lines below.

It

silver



chain.

was

Write a sentence of your own about the picture.

Sort the words to make a great sentence on the lines below.

girl

The

has



long

braid.

a
e

s

d

m

p

l

Write a sentence of your own about the picture.

Sort the words to make a great sentence on the lines below.

maid.

She



an

e

old

was

www.PhonicsGarden.com

Write a sentence of your own about the picture.


Sort the words to make a great sentence on the lines below.

I

brain

to

do



my

use

math.

www.PhonicsGarden.com

Write a sentence of your own about the picture.

Sort the words to make a great sentence on the lines below.

He

sat



on

e

a

chair.

www.PhonicsGarden.com

Write a sentence of your own about the picture.

Say, Spell, Cut and Paste

ai
Word Spelling

Say, Trace, Cut & Paste, and Spell each picture word correctly.



--	--

www.PhonicsGarden.com



	e
--	---



s	
---	--



--	--

Trace on the inside of the letters. Then cut them out and glue them down to spell the pictures above.

tr

br

aid

ain

ch

m

aid

ain

Say, Spell, Cut and Paste

ai
Word Spelling

Say, Trace, Cut & Paste, and Spell each picture word correctly.



--	--

www.PhonicsGarden.com



--	--



--	--












--	--

Trace on the inside of the letters. Then cut them out and glue them down to spell the pictures above.

sn	qu	ain	ail
br	br	air	ail



Look at each picture. Circle the correct word.

<p>1</p>  <p>braid train quail</p>	<p>2</p>  <p>quail train snail</p>	<p>3</p>  <p>brain snail train</p>
<p>4</p>  <p>maid chair chain</p>	<p>5</p>  <p>chain brain braid</p>	<p>6</p>  <p>train quail brain</p>
<p>7</p>  <p>train chain maid</p>	<p>8</p>  <p>train quail snail</p>	<p>9</p>  <p>snail train quail</p>
<p>years. sleep snail A can for three</p>		

Sort the words above to make a great sentence below.

See, Say, and Spell - ai

Write the correct letter blend to complete the words below.

snail train braid maid brain chair chain quail



br _ _ d



sh _ _ ld



qu _ _ l



m _ _ d



th _ _ f



ch _ _ r



pr _ _ st



ch _ _ n



f _ _ ld



tr _ _ n



gr _ _ f



p _ _ ce



sn _ _ l



ch _ _ f



br _ _ n

See, Say, and Spell - ai

Write the missing letters to complete the words below.

snail train braid maid brain chair chain quail



___ ai ___



___ ie ___



___ ai ___



___ ai ___



___ ie ___



___ ai ___



___ ie ___



___ ai ___



___ ie ___



___ ai ___



___ ie ___



___ ie ___



___ ai ___












___ ie ___



___ ai ___








MEMORY GAME



 <p>www.PhonicsGarden.com</p>	 <p>www.PhonicsGarden.com</p>	 <p>www.PhonicsGarden.com</p>
 <p>www.PhonicsGarden.com</p>	 <p>www.PhonicsGarden.com</p>	 <p>www.PhonicsGarden.com</p>
 <p>www.PhonicsGarden.com</p>	 <p>www.PhonicsGarden.com</p>	 <p>www.PhonicsGarden.com</p>

MEMORY GAME



 <p>www.PhonicsGarden.com</p>	 <p>www.PhonicsGarden.com</p>	 <p>www.PhonicsGarden.com</p>
 <p>www.PhonicsGarden.com</p>	 <p>www.PhonicsGarden.com</p>	 <p>www.PhonicsGarden.com</p>
 <p>www.PhonicsGarden.com</p>	<p>www.PhonicsGarden.com</p>	<p>www.PhonicsGarden.com</p>

MEMORY GAME



train

www.PhonicsGarden.com

train

www.PhonicsGarden.com

braid

www.PhonicsGarden.com

braid

www.PhonicsGarden.com

maid

www.PhonicsGarden.com

maid

www.PhonicsGarden.com

brain

www.PhonicsGarden.com

brain

www.PhonicsGarden.com

chain

www.PhonicsGarden.com

MEMORY GAME



chain

www.PhonicsGarden.com

quail

www.PhonicsGarden.com

quail

www.PhonicsGarden.com

snail

www.PhonicsGarden.com

snail

www.PhonicsGarden.com

chair

www.PhonicsGarden.com

chair

www.PhonicsGarden.com

www.PhonicsGarden.com

www.PhonicsGarden.com

FLASH CARDS



train

www.PhonicsGarden.com



train

www.PhonicsGarden.com



braid

www.PhonicsGarden.com



braid

www.PhonicsGarden.com



maid

www.PhonicsGarden.com



maid

www.PhonicsGarden.com



brain

www.PhonicsGarden.com



brain

www.PhonicsGarden.com



chain

www.PhonicsGarden.com

FLASH CARDS



chain

www.PhonicsGarden.com



quail

www.PhonicsGarden.com



quail

www.PhonicsGarden.com



snail

www.PhonicsGarden.com



snail

www.PhonicsGarden.com



chair

www.PhonicsGarden.com



chair

www.PhonicsGarden.com

www.PhonicsGarden.com

www.PhonicsGarden.com