


Spin and Spell

Spin the spinner. Spell and write the **ug** word.



bug hug pug mug jug dug

<p>_____</p> <p>_____</p> <p>_____</p> <p>_____</p> <p>_____</p> <p>_____</p> <p>_____</p> <p>_____</p>	<p>_____</p> <p>_____</p> <p>_____</p> <p>_____</p> <p>_____</p> <p>_____</p> <p>_____</p> <p>_____</p>
---	---

Which **ug** word did you spin on and write the most? Write it again here!

Spin a picture. Read the word.
Write the word in the matching letter boxes.
Place a check mark next to the word after it is written.

bug


dug

hug

jug

mug

pug



Hint: Use a paperclip as your spinner.

<div style="font-size: 40px; font-weight: bold; color: white; background-color: #e91e63; padding: 10px; border-radius: 50%; display: inline-block; margin-bottom: 10px;">S</div> <div style="border: 1px solid black; width: 100%; height: 100%; display: flex; align-items: center; justify-content: center;"> <div style="border: 1px solid black; width: 15%; height: 15%;"></div> <div style="border: 1px solid black; width: 15%; height: 15%;"></div> <div style="border: 1px solid black; width: 15%; height: 15%;"></div> <div style="border: 1px solid black; width: 15%; height: 15%;"></div> </div>	<div style="border: 1px solid black; width: 100%; height: 100%; display: flex; align-items: center; justify-content: center;"> <div style="border: 1px solid black; width: 15%; height: 15%;"></div> <div style="border: 1px solid black; width: 15%; height: 15%;"></div> <div style="border: 1px solid black; width: 15%; height: 15%;"></div> <div style="border: 1px solid black; width: 15%; height: 15%;"></div> </div>
<div style="border: 1px solid black; width: 100%; height: 100%; display: flex; align-items: center; justify-content: center;"> <div style="border: 1px solid black; width: 15%; height: 15%;"></div> <div style="border: 1px solid black; width: 15%; height: 15%;"></div> <div style="border: 1px solid black; width: 15%; height: 15%;"></div> <div style="border: 1px solid black; width: 15%; height: 15%;"></div> </div>	<div style="border: 1px solid black; width: 100%; height: 100%; display: flex; align-items: center; justify-content: center;"> <div style="border: 1px solid black; width: 15%; height: 15%;"></div> <div style="border: 1px solid black; width: 15%; height: 15%;"></div> <div style="border: 1px solid black; width: 15%; height: 15%;"></div> <div style="border: 1px solid black; width: 15%; height: 15%;"></div> </div>
<div style="border: 1px solid black; width: 100%; height: 100%; display: flex; align-items: center; justify-content: center;"> <div style="border: 1px solid black; width: 15%; height: 15%;"></div> <div style="border: 1px solid black; width: 15%; height: 15%;"></div> <div style="border: 1px solid black; width: 15%; height: 15%;"></div> <div style="border: 1px solid black; width: 15%; height: 15%;"></div> </div>	<div style="border: 1px solid black; width: 100%; height: 100%; display: flex; align-items: center; justify-content: center;"> <div style="border: 1px solid black; width: 15%; height: 15%;"></div> <div style="border: 1px solid black; width: 15%; height: 15%;"></div> <div style="border: 1px solid black; width: 15%; height: 15%;"></div> <div style="border: 1px solid black; width: 15%; height: 15%;"></div> </div>

Spin and Build

Hint: Use a paperclip as your spinner.

ug

Spin a picture.
Cut and paste the letters to build
the matching words.



--	--	--



--	--	--



--	--	--



--	--	--



--	--	--



--	--	--

Write your words on the lines.

bug

hug

pug

mug

jug



dug

u	u	u	u	u	u	g	g	g
g	g	g	b	p	d	m	j	h



Spin, Color, and Win!

Each player takes a turn to spin a picture and color the matching word.
First player to color all words wins the game.



ug



Set One

player 1

bug	jug	mug
hug	bug	bug
pug	jug	hug
bug	bug	dug
bug	pug	hug

player 2

dug	hug	dug
hug	jug	pug
pug	mug	hug
dug jug	hug	jug
jug	mug	dug


Set Two

Spin, Color, and Win!

Each player takes a turn to spin a picture and color the matching word.
 First player to color all words wins the game.



ug



player 1

player 2


pug	dug	plug
slug	plug	dug
mug	bug	slug
pug	slug	dug
plug	dug	plug

pug	dug	plug
dug	mug	slug
slug	slug	plug
pug	dug	mug
mug	slug	plug


Make Your Own: #1

Spin, Color, and Win!



Each player takes a turn to spin a picture and color the matching word.
First player to color all words wins the game.



player 1



player 2





bug



dug



hug



jug



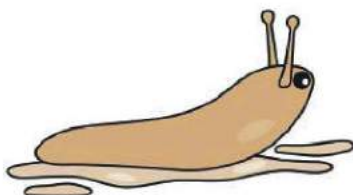
mug



pug




slug



plug



b ug



www.PhonicsGarden.com

h ug




www.PhonicsGarden.com

s ug



www.PhonicsGarden.com

j ug



www.PhonicsGarden.com

m ug



www.PhonicsGarden.com

p ug



www.PhonicsGarden.com

p l ug



www.PhonicsGarden.com

s l ug



www.PhonicsGarden.com

Draw and write your own word puzzles on this page.



Blank word puzzle grid with a dashed outline and a vertical zigzag cut line. The website address www.PhonicsGarden.com is printed in the bottom right corner.



Blank word puzzle grid with a dashed outline and a vertical zigzag cut line. The word "Sample" is written across the grid in large, colorful, 3D-style letters: 'S' (pink), 'a' (orange), 'm' (blue), 'p' (green), 'l' (purple), and 'e' (yellow). The website address www.PhonicsGarden.com is printed in the bottom right corner.

Blank word puzzle grid with a dashed outline and a vertical zigzag cut line. The word "Sample" is written across the grid in large, colorful, 3D-style letters: 'S' (pink), 'a' (orange), 'm' (blue), 'p' (green), 'l' (purple), and 'e' (yellow). The website address www.PhonicsGarden.com is printed in the bottom right corner.

Blank word puzzle grid with a dashed outline and a vertical zigzag cut line. The website address www.PhonicsGarden.com is printed in the bottom right corner.

Draw and write your own word puzzles on this page.



A large rectangular area with a dashed border, divided into two vertical sections. The left section contains a dashed outline of a word puzzle. The right section contains a dashed outline of a word puzzle and the text www.PhonicsGarden.com.

A large rectangular area with a dashed border, divided into two vertical sections. The left section contains a dashed outline of a word puzzle. The right section contains a dashed outline of a word puzzle and the text www.PhonicsGarden.com. A large, colorful word puzzle "Sample" is overlaid across the middle of this section, with each letter in a different colored circle: 'S' (pink), 'a' (orange), 'm' (blue), 'p' (green), 'l' (purple), 'e' (yellow).

A large rectangular area with a dashed border, divided into two vertical sections. The left section contains a dashed outline of a word puzzle. The right section contains a dashed outline of a word puzzle and the text www.PhonicsGarden.com. A large, colorful word puzzle "Sample" is overlaid across the middle of this section, with each letter in a different colored circle: 'S' (pink), 'a' (orange), 'm' (blue), 'p' (green), 'l' (purple), 'e' (yellow).

A large rectangular area with a dashed border, divided into two vertical sections. The left section contains a dashed outline of a word puzzle. The right section contains a dashed outline of a word puzzle and the text www.PhonicsGarden.com.

Add the missing letters.

Write the words on
the lines below.

Word Family
Word Spelling



d _ _



p _ _



sl _ _



pl _ _



b _ _

h _ _

m _ _

1.  _____

5. _____

2. _____

6. _____

3. _____

7. _____

4. _____

8. _____

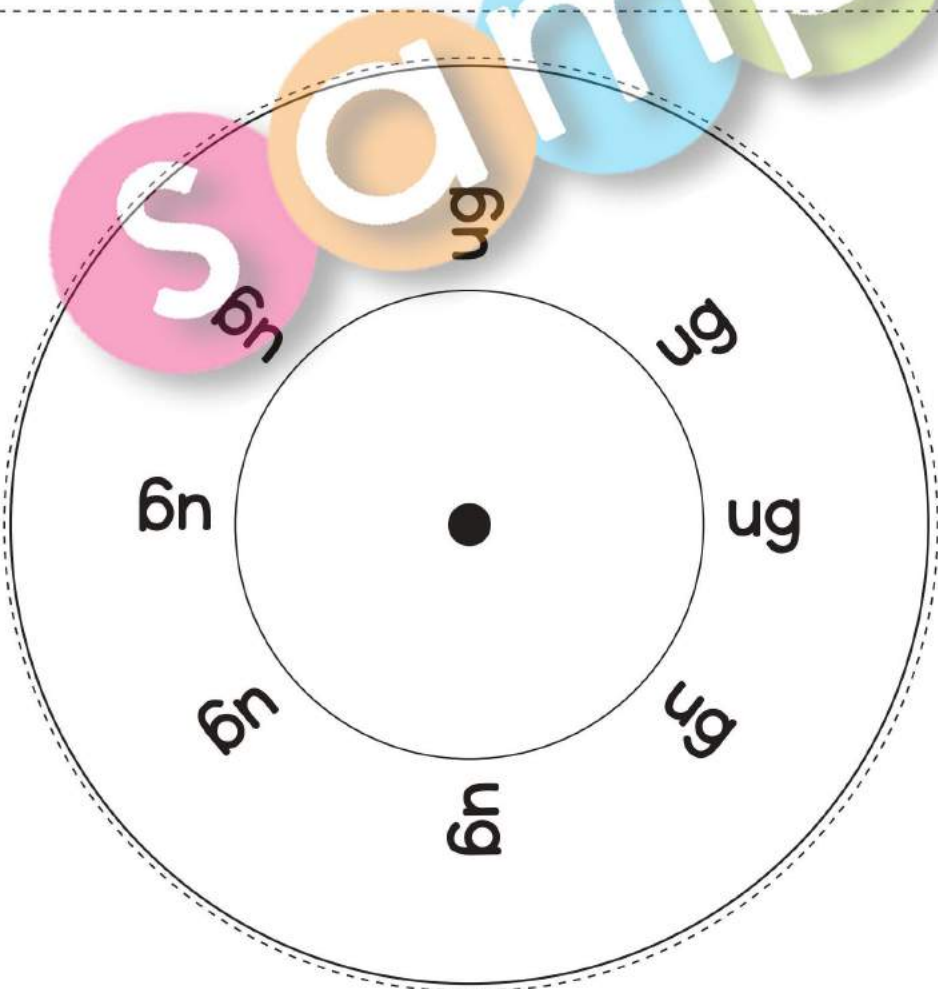
Choose one or two words from above and make a great sentence below.


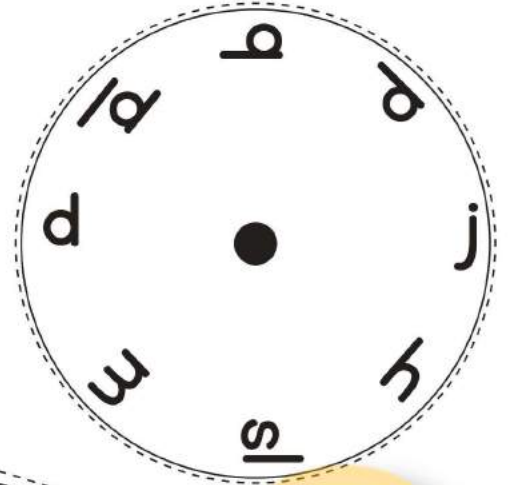
After you have finished assembling your word wheel, practice writing each word as you spin the wheel. Spin, read, and write your new words!

Write each word on your word-wheel 2 times each.

_____ _____ _____ _____ _____	_____ _____ _____ _____ _____	_____ _____ _____ _____ _____	_____ _____ _____ _____ _____
---	---	---	---

_____ _____ _____ _____ _____	_____ _____ _____ _____ _____	_____ _____ _____ _____ _____	_____ _____ _____ _____ _____
---	---	---	---









SPINNER ug word family

www.PhonicsGarden.com



A circular spinner wheel divided into six segments. Each segment contains an illustration and the word "bug" in a dotted font for tracing. Starting from the top and moving clockwise: 1. A dog's head. 2. A yellow pitcher. 3. A man digging in the soil with a shovel. 4. A cartoon bee. 5. A girl in a red dress and yellow hat. 6. A grey mug with a handle. The word "bug" is written in dotted letters in each segment.

Large dotted letters for tracing: 's' (pink), 'a' (orange), 'm' (blue), 'p' (green), 'l' (purple), 'e' (yellow).



-ug Words

Step 1: Print the word wheel on card stock paper for best results.

Step 2: Attach the front to the back with a brass paper fastener, paperclip, or another fastening object.

Step 3: Have your students spin the wheel to make and read the words.

www.PhonicsGarden.com

ug

Word Family Word Wheel



ug • ñ

Name: _____



Cut out the words and pictures. Paste them down where they belong matching each word and picture.

ug

ut

bug

hug

cut

gut



mug

dug


hut

nut



Connect the /ug/ word family words with the **ug**.

Connect the words that are NOT part of the /ug/ word family with the **X**.



Practice writing your /ug/ words.

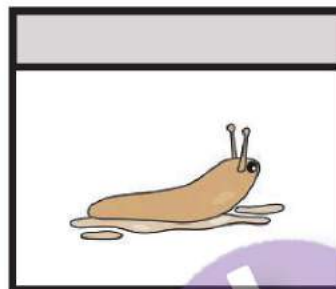



What
is in the

ug house?

ug

set 1



When you are done cutting and pasting your words, finish the sentence below. Add a full-stop period.

In the house, I can see
a _____, and

Write the missing letters below. Cut out the boxes and glue the top flap onto the matching picture. ✂







What
is in the

ug

set 2

ug house?



When you are done cutting and pasting your words, finish the sentence below. Add a full-stop period.

In the house, I can see
a _____, and

Write the missing letters below. Cut out the boxes and glue the top flap onto the matching picture. ✂



Cut out each of the puzzle pieces and glue them where they belong.

bug	glue piece here	hug	glue piece here
-----	-----------------	-----	-----------------


jug	glue piece here	pug	glue piece here
-----	-----------------	-----	-----------------


dug	glue piece here	mug	glue piece here
-----	-----------------	-----	-----------------

slug	glue piece here	plug	glue piece here
------	-----------------	------	-----------------


ug	glue piece here	ug	glue piece here
----	-----------------	----	-----------------


Scissors icon








Scissors icon













Scissors icon



Color the word box that goes with the picture.


Write the words below.

1




mug	pug
-----	-----

2




dug	pug
-----	-----

3



dug	plug
-----	------

4



plug	jug
------	-----

5




jug	slug
-----	------

6




bug	mug
-----	-----

7



bug	slug
-----	------

8



plug	hug
------	-----

1

2

3

4

5

6

7

8

Write the letters in the correct order to make the word that matches the picture.


1



u h g

h u g

2



u g j

3



pl g u

e

4



u g sl

5



p g u

6



g u m

7



b g u

8



u d g


Write the letters in the correct order to make the word that matches the picture.

1		b g u	b	u	g
2		u d g			
3		p g u			
4		g u m			
5		pl g u			
6		u g sl			
7		u h g			
8		u g j			

UNSCRAMBLE the LETTERS Write the missing letter in the circle.
Write the letters in the correct order to make the word that matches the picture.

1		j	g	u	j	u	g
2		pl		u			
3		u	g				
4			h	g			
5		b		u			
6		u		g			
7		p	g				
8		g	u				

Read and Write! Write the missing letter in the circle.
Write the letters in the correct order to make the word that matches the picture.

1		<input type="text"/>	u	g	_____
2		b	<input type="text"/>	g	_____
3		m	<input type="text"/>	g	_____
4		p	u	<input type="text"/>	_____
5		<input type="text"/>	u	g	_____
6		j	<input type="text"/>	g	_____
7		d	u	<input type="text"/>	_____
8		<input type="text"/>	u	g	_____

Say it! Build it! Write! Color the letters that spell the picture's name. Write the word on the line.

bug

hug

dug


pug

jug

mug

slug

plug

1 

t	b	b	u	e	g	m
---	---	---	---	---	---	---

2 

pl	v	u	u	nd	i	g
----	---	---	---	----	---	---

3 


h	t	s	e	f	u	g
---	---	---	---	---	---	---

4 

j	d	k	u	o	g	r
---	---	---	---	---	---	---

5 


sl	p	n	n	u	s	g
----	---	---	---	---	---	---

6 

r	p	q	n	u	g	h
---	---	---	---	---	---	---

7 

fl	j	n	u	s	g	r
----	---	---	---	---	---	---

8 

h	tr	k	m	sn	u	g
---	----	---	---	----	---	---

Say it! Build it! Write it! Color the letters that spell the picture's name. Write the word on the line.

bug

hug

slug


plug

jug


dug

pug

mug

1 

pl	v	l	fl	i	u	g
----	---	---	----	---	---	---

2 

h	t	s	u	f	ch	g
---	---	---	---	---	----	---

3 


t	b	b	u	e	g	m
---	---	---	---	---	---	---

4 

j	v	n	u	tr	g	r
---	---	---	---	----	---	---

5 


h	pl	k	m	s	u	g
---	----	---	---	---	---	---

6 

j	d	k	u	o	g	r
---	---	---	---	---	---	---

7 

sl	p	n	sh	u	s	g
----	---	---	----	---	---	---

8 

r	p	q	wh	u	g	h
---	---	---	----	---	---	---

Draw a line to match the letters.

Write the words two times each.



1.

b	e	g
n	u	g



2.

t	u	b
p	o	g



3.

n	u	g
h	u	p



4.

j	o	g
t	u	s



5.

d	u	m
h	u	g



6.

sl	a	k
a	u	g



7.

fr	e	g
pl	u	n



8.


d	u	s
m	o	g

SEE - SAY - CUT - PASTE - READ

ug set 1


Cut out the letters. Glue them under the pictures to spell the words correctly.

1.




--	--	--

2.




--	--	--

3.



--	--	--

4.



--	--	--

u	u	u	u	g	g
g	g	j	d	m	p




SEE - SAY - CUT - PASTE - READ

ug set 2


Cut out the letters. Glue them under the pictures to spell the words correctly.

1.




--	--	--

2.




--	--	--

3.



--	--	--

4.



--	--	--

u	u	u	u	g	g
g	g	sl	pl	b	h



Trace

write

color

hug

hug

Trace

write

color

jug

jug

Trace

write

color

dug

dug

Trace

write

color

pug

pug

Write a sentence of your own using some words from above.

Trace

write

color

bug

bug

Trace

write

color

mug

mug

Trace

write

color

slug

slug

Trace

write

color

plug

plug

Write a sentence of your own using some words from above.

SENTENCE BUILDING



This pug likes to play.




The cable has a plug.

Cut out the words and paste them in the boxes above to make a sentence. Then, write your sentence on the line.




pug	play	to	The	likes	.
The	plug	a	has	cable	.

SENTENCE BUILDING



The bird caught a bug.



I have a slug in the garden.

Cut out the words and paste them in the boxes above to make a sentence. Then, write your sentence on the line.



bug	bird	a	The	caught	.		
have	slug	I	the	a	garden	in	.

SENTENCE BUILDING



She gave him a big hug.



The jug is half full.

Cut out the words and paste them in the boxes above to make a sentence. Then, write your sentence on the line.



big	gave	a	hug	him	She .
jug	The	is	full	half .	

SENTENCE BUILDING



He dug out the weeds.



My mug is full of milk.

Cut out the words and paste them in the boxes above to make a sentence. Then, write your sentence on the line.



dug	weeds	He	the	out	.	
full	mug	My	of	is	milk	.



Let's Read the ug Words

Directions: To assemble your flip-book reader, cut out all the boxes along the dashed-black lines. Attach the smaller boxes on top of each other by stapling them to the shaded gray area indicated. The top box has the word "Name" on it.



Bottom of Book

ug e





p



m



pl



s

a









m

p

s

Directions: Cut out the letters and build the words to match the pictures.

See It! Build It!

		u				u	
			g				
		u					g
	pl	u			sl		g

Directions: Draw and write two of your own /ug/ words in the boxes below.

--	--	--	--	--	--	--

u u u u u u g g g g g g b

p

j

d

h

m

Directions: Read the sentence and match the picture to it.

Match It!

Set 1



She gave him a big hug.



The jug is half full.




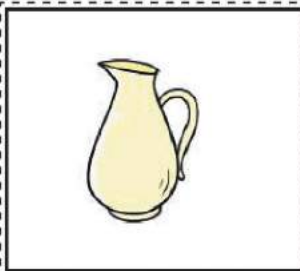
He dug out the weeds.



My mug is full of milk.



Directions: Draw and write your own /ug/ word sentence.



Directions: Read the sentence and match the picture to it.

Match It!

Set 2

1

This pug likes to play.

2

The cable has a plug.

3


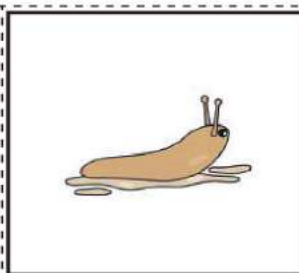
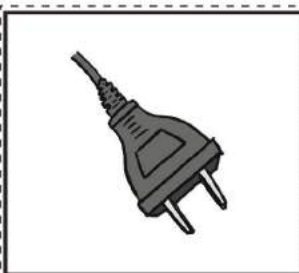

The bird caught a bug.

4

I have a slug in the garden.

5

Directions: Draw and write your own /ug/ word sentence.




Directions: Read the sentence and write the missing word in the blank. Use the pictures to help you.

Set 1

FILL IT!

1 Fill the ____ with water.



2 There is a ____ on my leg.



3 The ____ plays in the snow.



4 I want to ____ you.



5 Directions: Draw and write your own /ug/ word sentence.

bug hug jug pug

Directions: Read the sentence and write the missing word in the blank. Use the pictures to help you.

FILL IT!

1 _____ in the TV.



2 I found a _____ in the garden.



3 This _____ has a cat on it.



4 He _____ a deep hole.



5 Directions: Draw and write your own /ug/ word sentence.



slug plug mug dug

Directions: Trace the words
and draw a matching picture.

ug DRAW IT!

bug

jug

hug

me

pug

slug

jug


pug

plug

mug


dug

hug




Directions: Look at the pictures and write the word that matches.

ug WRITE IT!


















Directions: Draw and write your own /ug/ words.

Directions: Circle the words that belong with the /ug/ word family.

CIRCLE IT!

bug



cut

hug

gut

mug

hut

hug

nut

slug

rut

jug

plug

dug

but

shut

bug

pug

Directions: Draw a line to connect the picture with the word it matches.

CONNECT IT

a



b



c



d



e



f



g



h



1. slug

2. hug

3. bug


4. plug

5. dug










6. pug

7. mug

8. jug



Circle the correct word and write it on the line.

<p>1. </p> <p>bug hug</p> <p>_____</p> <p>-----</p> <p>_____</p>	<p>2. </p> <p>slug pug</p> <p>_____</p> <p>-----</p> <p>_____</p>	<p>3. </p> <p>pug jug</p> <p>_____</p> <p>-----</p> <p>_____</p>
<p>4. </p> <p>hug dug</p> <p>_____</p> <p>-----</p> <p>_____</p>	<p>5. </p> <p>pug plug</p> <p>_____</p> <p>-----</p> <p>_____</p>	<p>6. </p> <p>dug mug</p> <p>_____</p> <p>-----</p> <p>_____</p>
<p>7. </p> <p>jug plug</p> <p>_____</p> <p>-----</p> <p>_____</p>	<p>8. </p> <p>bug mug</p> <p>_____</p> <p>-----</p> <p>_____</p>	<p>9. </p> <p>jug plug</p> <p>_____</p> <p>-----</p> <p>_____</p>
<p>pull You to plug. the need</p>		

Sort the words above to make a complete sentence below.

Choose words from today's lesson. Write and draw them below.

<p>1.</p> <p>Word: _____</p> <p>_____</p> <p>_____</p>	<p>2.</p> <p>Word: _____</p> <p>_____</p> <p>_____</p>
<p>3.</p> <p>Word: _____</p> <p>_____</p> <p>_____</p>	<p>4.</p> <p>Word: _____</p> <p>_____</p> <p>_____</p>

Choose words from today's lesson. Write and draw them below.

<p>1.</p> <p>Word: _____</p> <hr/> <hr/> <hr/>	<p>2.</p> <p>Word: _____</p> <hr/> <hr/> <hr/>
<p>3.</p> <p>Word: _____</p> <hr/> <hr/> <hr/>	<p>4.</p> <p>Word: _____</p> <hr/> <hr/> <hr/>

I Can Read and Match

Trace each word, then match them to the correct picture.

dug

1

a



pug

2

b



mug

3

c



plug

4

d



sug

5

e



bug

6

f



jug

7

g



hug

8

h



Draw and write two sentences using some of the words to the right.





bug



hug



plug



slug



jug



pug










dug




mug

Circle the correct word and write it on the line. Add a full-stop period to each sentence.

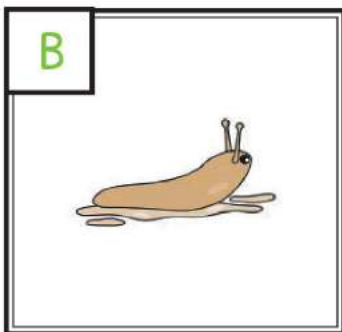

1.		bug hug	Give me a _____
2.		hug dug	He _____ a hole
3.		slug pug	The _____ is happy
4.		pug plug	Put the _____
5.		plug mug	Put down the _____
6.		mug jug	Fill the _____
7.		jug bug	The _____ is flying

Match the pictures to their sentences by writing the correct letters in the box.



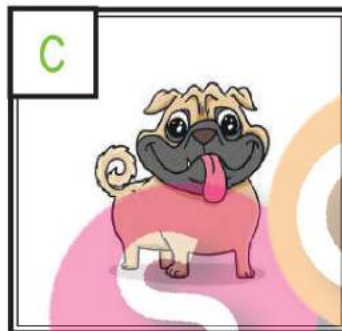
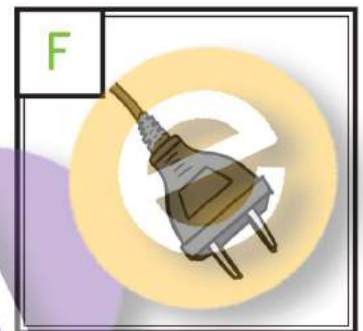
This pug likes to play.

The cable has a plug.



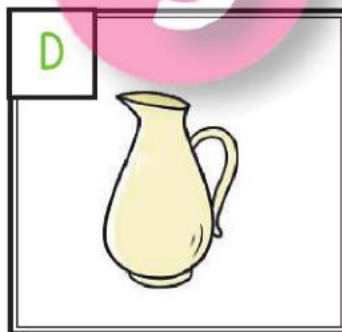

The bird caught a bug.

I have a slug in the garden.



She gave him a big hug.

The jug is half full.



















He dug out the weeds.

My mug is full of milk.



Write a great sentence of your own on the lines below.

Use the word box to help you answer each question or statement below.

<p>1. There is a ___ on my leg.</p>  <p>_____</p>	<p>2. Fill the ___ with water.</p>  <p>_____</p>	<p>3. He ___ a deep hole.</p>  <p>_____</p>	<p>4. This ___ has a cat on it.</p>  <p>_____</p>
<p>5. I want to ___ you.</p>  <p>_____</p>	<p>6. I found a ___ in the garden.</p>  <p>_____</p>	<p>7. The ___ plays in the snow.</p>  <p>_____</p>	<p>8. ___ in the TV.</p>  <p>_____</p>
<p style="text-align: center;">Word Box</p> <div style="display: flex; justify-content: space-around; align-items: flex-start;"> <div style="text-align: center;">  S bug  hug </div> <div style="text-align: center;">  jug  slug </div> <div style="text-align: center;">  dug  pug </div> <div style="text-align: center;">  mug  plug </div> </div>			

Use words from above and write a great sentence of your own on the lines below.

Cut and paste the words on the right in alphabet order.

Cut & Paste



plug



bug



hug



dug



jug



mug



pug



Sample

Cut and paste the pictures. Then, write each word 2 times each.

Cut & Paste

hug

hug

_____	_____
-----	-----
_____	_____

bug

bug

_____	_____
-----	-----
_____	_____

mug

mug

_____	_____
-----	-----
_____	_____

dug

dug

_____	_____
-----	-----
_____	_____

slug

slug

_____	_____
-----	-----
_____	_____

jug

jug

_____	_____
-----	-----
_____	_____

pug

pug

_____	_____
-----	-----
_____	_____



Cut & Paste

Cut and paste the pictures. Then, write each word 2 times each.

hug

hug

_____	_____
-----	-----
_____	_____

bug

bug

_____	_____
-----	-----
_____	_____

mug

mug

_____	_____
-----	-----
_____	_____

dug

dug

_____	_____
-----	-----
_____	_____

plug

plug

_____	_____
-----	-----
_____	_____

jug


jug

_____	_____
-----	-----
_____	_____

pug

pug

_____	_____
-----	-----
_____	_____




Sort the words to make a great sentence on the lines below.

bug

is

my



a



There

desk.

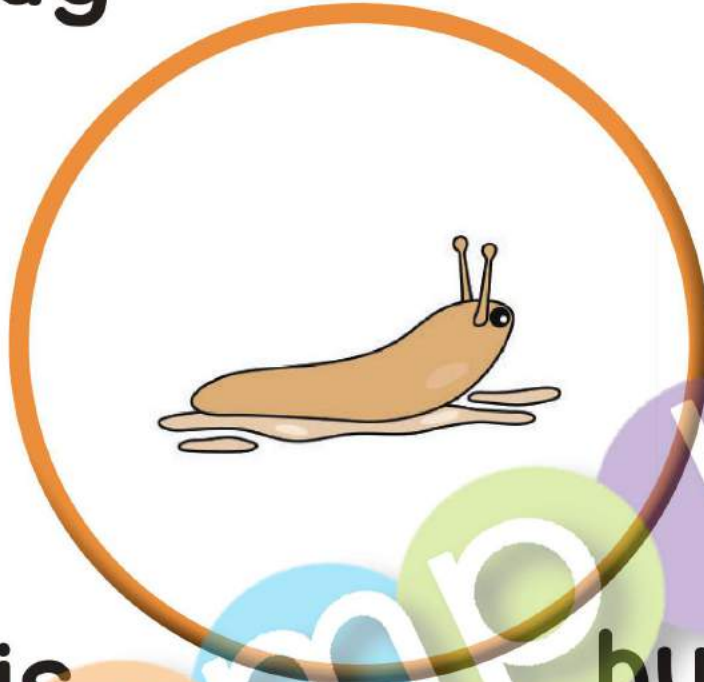
www.PhonicsGarden.com

Write a sentence of your own about the picture.

Sort the words to make a great sentence on the lines below.

slug

is



This  hungry.

Write a sentence of your own about the picture.

Sort the words to make a great sentence on the lines below.

She

bear

a

the

gave

warm

hug.



Write a sentence of your own about the picture.

Sort the words to make a great sentence on the lines below.

the

in



radio.

Plug

www.PhonicsGarden.com

Write a sentence of your own about the picture.

Sort the words to make a great sentence on the lines below.

always

The

is



pug

hungry.

www.PhonicsGarden.com

Write a sentence of your own about the picture.

Sort the words to make a great sentence on the lines below.

mug

I



a

of

e

tea.

poured

www.PhonicsGarden.com


Write a sentence of your own about the picture.

Sort the words to make a great sentence on the lines below.

jug

spilled

of



I
e

a

water.

www.PhonicsGarden.com

Write a sentence of your own about the picture.

Sort the words to make a great sentence on the lines below.

He

in

a

dug

the



yard.


pit

Write a sentence of your own about the picture.

I Say, Spell, Cut and Paste

ug
Word Spelling

Say, Trace, Cut & Paste, and Spell each picture word correctly.



--	--

www.PhonicsGarden.com



--	--



--	--



--	--

Trace on the inside of the letters. Then cut them out and glue them down to spell the pictures above.

m	p	ug	ug
d	j	ug	ug



I Say, Spell, Cut and Paste

ug
Word Spelling

Say, Trace, Cut & Paste, and Spell each picture word correctly.



--	--

www.PhonicsGarden.com



--	--



--	--



--	--

Trace on the inside of the letters. Then cut them out and glue them down to spell the pictures above.

pl

b

ug

ug

sl










h

ug

ug



Look at each picture. Circle the correct word.

<p>1</p>  <p>bug mug plug</p>	<p>2</p>  <p>slug plug pug</p>	<p>3</p>  <p>pug hug dug</p>
<p>4</p>  <p>dug plug hug</p>	<p>5</p>  <p>bug pug slug</p>	<p>6</p>  <p>jug bug dug</p>
<p>7</p>  <p>jug pug slug</p>	<p>8</p>  <p>mug pug dug</p>	<p>9</p>  <p>plug slug dug</p>

in The is yard. slug the

Sort the words above to make a great sentence below.

See, Say, and Spell - Word Family - Ug

Write in the missing letters for the word family words below. How many word family /ug/ words did you find?

Write the correct letter blend to complete the words below.



___ ug



___ ut



___ ug



___ ug



___ ut



___ ug



___ ut



___ ug



___ ut



___ ug



___ ut



___ ut



___ ug



___ ut



___ ug

See, Say, and Spell - Word Family - Ug

Write the missing letters to complete the words below.

bug dug jug mug plug hug slug pug



d _____



c _____



j _____



m _____



h _____



p _____



n _____



pl _____



r _____



h _____



b _____



sh _____



sl _____



g _____



b _____










MEMORY GAME



 <p>www.PhonicsGarden.com</p>	 <p>www.PhonicsGarden.com</p>	  <p>www.PhonicsGarden.com</p>
  <p>www.PhonicsGarden.com</p>	  <p>www.PhonicsGarden.com</p>	  <p>www.PhonicsGarden.com</p>
 <p>www.PhonicsGarden.com</p>	 <p>www.PhonicsGarden.com</p>	 <p>www.PhonicsGarden.com</p>

MEMORY GAME



 <p>www.PhonicsGarden.com</p>	 <p>www.PhonicsGarden.com</p>	 <p>www.PhonicsGarden.com</p>
 <p>www.PhonicsGarden.com</p>	 <p>www.PhonicsGarden.com</p>	 <p>www.PhonicsGarden.com</p>
 <p>www.PhonicsGarden.com</p>	 <p>www.PhonicsGarden.com</p>	 <p>www.PhonicsGarden.com</p>

MEMORY GAME



bug

www.PhonicsGarden.com

bug

www.PhonicsGarden.com

slug

www.PhonicsGarden.com

slug

www.PhonicsGarden.com

hug

www.PhonicsGarden.com

hug

www.PhonicsGarden.com

plug

www.PhonicsGarden.com

plug

www.PhonicsGarden.com

pug

www.PhonicsGarden.com

MEMORY GAME



pug

www.PhonicsGarden.com

mug

www.PhonicsGarden.com

mug

www.PhonicsGarden.com

jug

www.PhonicsGarden.com

jug

www.PhonicsGarden.com

dug

www.PhonicsGarden.com

dug

www.PhonicsGarden.com

www.PhonicsGarden.com

www.PhonicsGarden.com

FLASH CARDS



bug

www.PhonicsGarden.com



bug

www.PhonicsGarden.com



slug

www.PhonicsGarden.com



slug

www.PhonicsGarden.com



hug

www.PhonicsGarden.com



hug

www.PhonicsGarden.com



plug

www.PhonicsGarden.com



plug

www.PhonicsGarden.com



pug

www.PhonicsGarden.com

FLASH CARDS



pug

www.PhonicsGarden.com



mug

www.PhonicsGarden.com



mug

www.PhonicsGarden.com



jug

www.PhonicsGarden.com



jug

www.PhonicsGarden.com



dug

www.PhonicsGarden.com



dug

www.PhonicsGarden.com

www.PhonicsGarden.com

www.PhonicsGarden.com