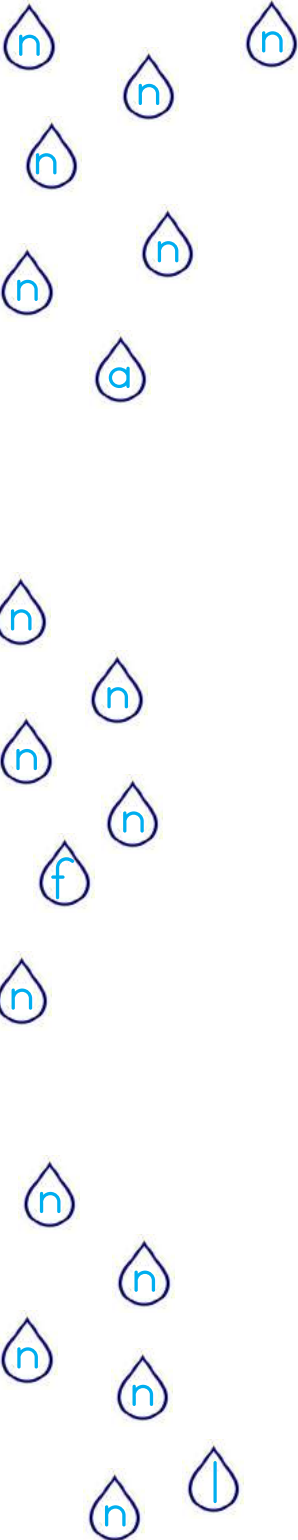
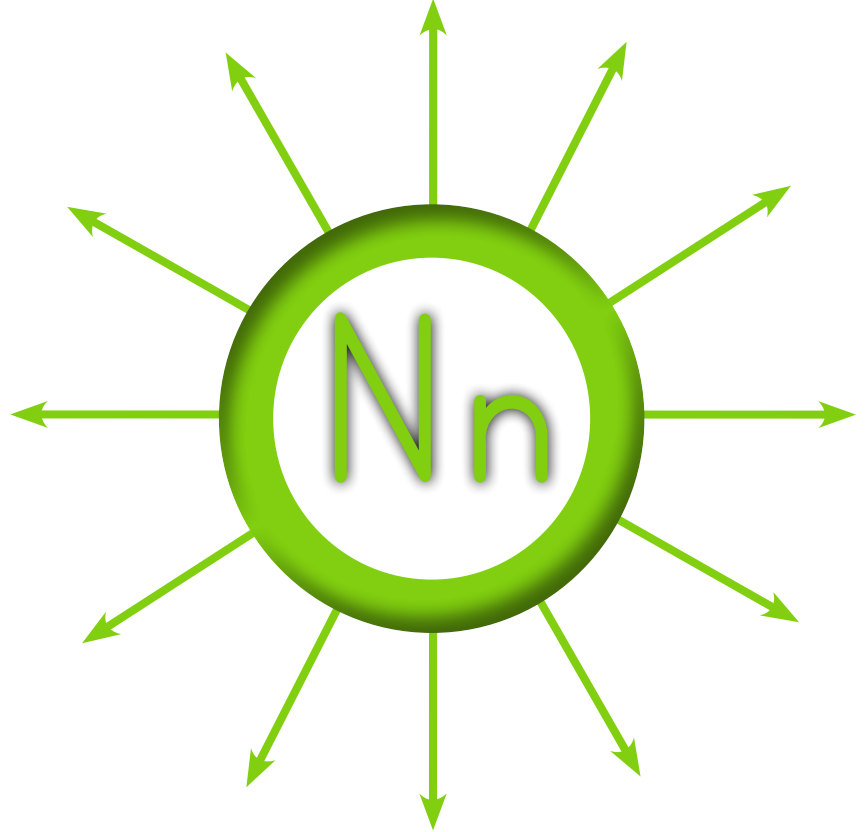


Brainstorm as many words with the letter /n/ sound as you can.
Write them in the space below.



Cross off all the letters that are not /n/. Color all the raindrops with the letter /n/.





Write the missing letter to complete each word below.

1



nail

2



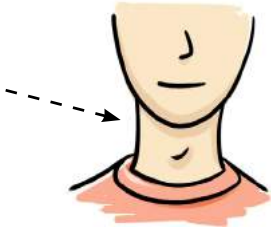
u_____

3



oodle

4



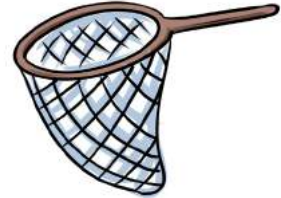
eck

5



ink

6



ne

7



ni e

8



n se

9



est

10



umber

11



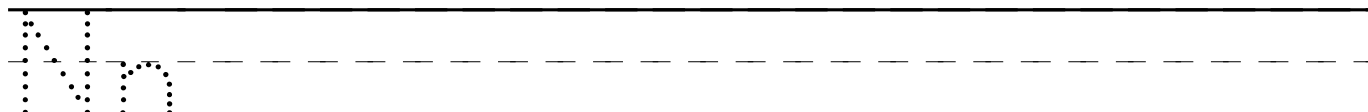
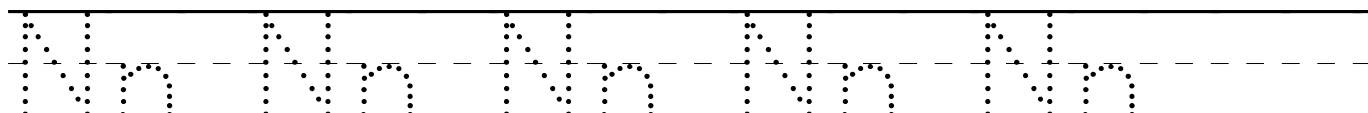

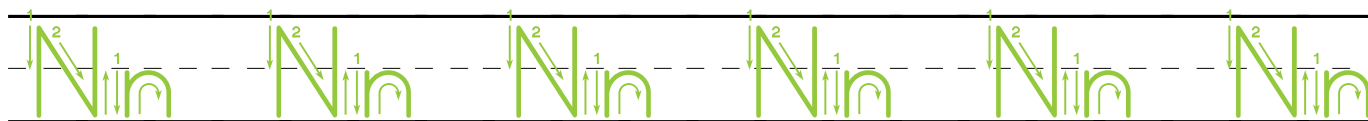
n p

12

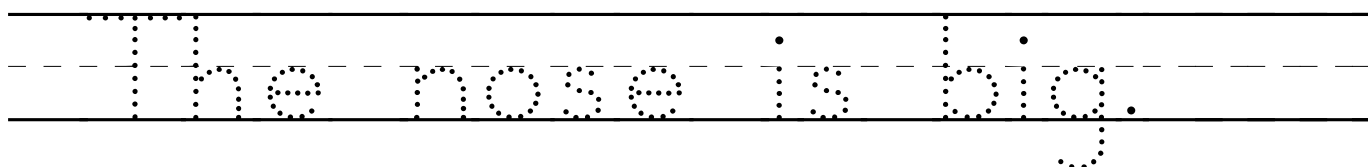


ha d

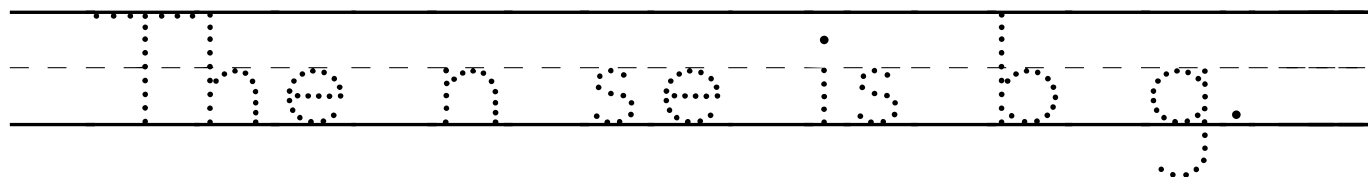
Trace and write.



Trace and write. Rewrite the sentence below



Trace and write. Fill in the missing letter. Rewrite the sentence below





Trace each word, then match them to the correct picture.

9



78
65



1.
nine
2.
nut
3.
number
4.
nail
5.
noodle
6.
nest
7.
van
8.
net

Choose a word from above and make a great sentence below!

Trace each word, then match them to the correct picture.


nose

1.



necklace

2.



fan

3.



pan

4.




nap

5.



candle

6.



hand

7.




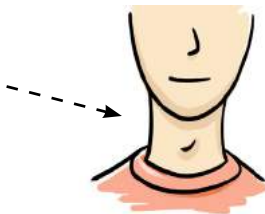







neck

8.










Choose a word from above and make a great sentence below!

Fill in the missing letter and write the word to match the picture above..

<p>1</p>  <p>_____</p> <p>i e</p>	<p>2</p>  <p>_____</p> <p>n t</p>	<p>3</p>  <p>_____</p> <p>o o d l e</p>
<p>4</p>  <p>_____</p> <p>e c k</p>	<p>5</p>  <p>_____</p> <p>f</p>	<p>6</p>  <p>_____</p> <p>c</p>
<p>7</p>  <p>_____</p> <p>m a</p>	<p>8</p>  <p>_____</p> <p>v a</p>	<p>9</p> 
<p>The a big nose. man has</p>		

Sort the words above to make a complete sentence below.

Circle the correct word and write it on the line.

<p>1</p>  <p>nine nume</p> <p>_____</p> <p>-----</p> <p>_____</p>	<p>2</p>  <p>nats nut</p> <p>_____</p> <p>-----</p> <p>_____</p>	<p>3</p>  <p>newspaper mewspupr</p> <p>_____</p> <p>-----</p> <p>_____</p>
<p>4</p>  <p>met net</p> <p>_____</p> <p>-----</p> <p>_____</p>	<p>5</p>  <p>nail nell</p> <p>_____</p> <p>-----</p> <p>_____</p>	<p>6</p>  <p>neck nak</p> <p>_____</p> <p>-----</p> <p>_____</p>
<p>7</p>  <p>pan dam</p> <p>_____</p> <p>-----</p> <p>_____</p>	<p>8</p>  <p>nurse nirs</p> <p>_____</p> <p>-----</p> <p>_____</p>	<p>9</p> 
<p>The is nest. nut the in</p>		

Sort the words above to make a complete sentence below.

Draw a line to match the letters. Then spell the picture word correctly two times.



1. n n b
m e t



2. p a t
d s n



3. h u t
n a s



4. s m n
c a d



5. x a t
v w n



6. f d n
h a p












7. s u t
l a n



8. b e v
n a p

Circle the beginning sound and write the word correctly on the line.


<p>1</p>  <p>s c</p> <p>_____</p> <p>-----</p> <p>_____</p>	<p>2</p>  <p>c k</p> <p>_____</p> <p>-----</p> <p>_____</p>	<p>3</p>  <p>n m</p> <p>_____</p> <p>-----</p> <p>_____</p>
<p>4</p>  <p>a e</p> <p>_____</p> <p>-----</p> <p>_____</p>	<p>5</p>  <p>n w</p> <p>_____</p> <p>-----</p> <p>_____</p>	<p>6</p>  <p>r n</p> <p>_____</p> <p>-----</p> <p>_____</p>
<p>7</p>  <p>sn sm</p> <p>_____</p> <p>-----</p> <p>_____</p>	<p>8</p>  <p>sm sn</p> <p>_____</p> <p>-----</p> <p>_____</p>	<p>9</p> 
<p>The hot. pan is big</p>		

Sort the words above to make a complete sentence below.

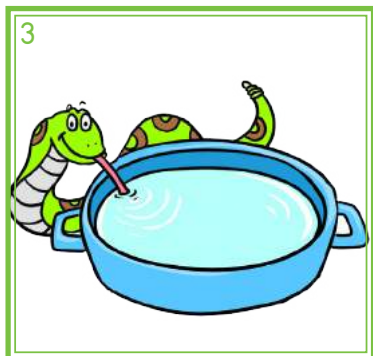
Color in the letter with the sentence that matches the picture to its left.




- A The man has a big nose.
- B The nose has a big man.
- C The man is a big nose.



- A It is a duck with a necklace.
- B It is a duck on a necklace.
- C The necklace has a duck.



- A The snake has a sip.
- B The snake is with a sip.
- C The sip has a snake.



- A The nut has a bird.
- B The bird has a nut.
- C The birds is a nut.



- A The nurse has a hat.
- B The nurse is on a cap.
- C It is not a nurse.

Say each picture word out loud. Listen to the sounds within the word.

Do you hear the letter sound /n/ at the beginning, middle or end?


Write the letter where you hear the sound.

1




○ ○ n

2




○ ○ ○

3




○ ○ ○

4




○ ○ ○

5



○ ○ ○

6




○ ○ ○

7




○ ○ ○

8



○ ○ ○

9




○ ○ ○

10



○ ○ ○

11




○ ○ ○

12

9


○ ○ ○

13




○ ○ ○

14



○ ○ ○


15



○ ○ ○



Look at the pictures and the letters. What letters are missing?
Write in the missing letters in the circles provided.
Then write the word two more times on the line.

1	n	ck		_____	_____
2	v	n		_____	_____
3	n	t		_____	_____
4	n	t		_____	_____
5	s	t		_____	_____
6	r	g		_____	_____
7	m	n		_____	_____
8	p	n		_____	_____

Look at the pictures and the letters. What letters are missing?
Write in the missing letters in the circles provided.
Then write the word two more times on the line.

1 () a t ()



2 () a d ()



3 () a t ()



4 () a d ()



5 () x ()



6 () a mp ()



7 () a t ()



8 () a d ()



Look at the pictures and the letters. What letters are missing?
Write in the missing letters in the circles provided.
Then write the word two more times on the line.

1 c a



2 n u



3 c a



4 n ai



5 n e



6 h a



7 b a



8 m o



Look at the pictures and letters below. Circle the word within the line of letters.

nut
candle
van
numbers


nap
sink
neck
necklace

noodle
nine
nose
fan

net
sun
newspaper
penguin


hands
nail
sun
pumpkin

1



anoodleshdina

2



dbnumbersjasdah

3




agdnineahsvdasv

4




dvnutsahgdvahv

5



jdbjasdjbnosejhdjh

6



hdbnecklaceashd

7




candleajsdbajdsb

8



sjdhbdhandsahdbj

9




savdhvgdneckaj

10



shdvvhdfanasdja

11



ajbsdjdbjdjbasnet

12



hsvdhgsdvhvanhd

13



shddnewspaperjd

14



sjdfbhsjdunjdsunj

15




pumpkindvjshvdfj

16



sdhfsdpenguinjhd

17




napjhbdhjbdshabs

18



dhhhsinkajsdjabdh

19



ajbdhhjasnailajsb

20



dshvpianojadbjah

Look at the pictures and letters below.
Circle the word within the line of letters.
Draw a line to its matching picture.

1



3



5



7



9



11



1-3

ksadjnpenasda

akjdpencilaksdk

adpaintdshdis

4-6

djdadnapajsbd

jnjdaskdjplantaj

asjdbnosejhsbd

7-9

sjdbsinkajsdhah

sjabdjasdbcanh

asdhnumbersa


10-12

jsdbfjsnakeavs

sjfsunhdguhas

asdnewspaper

2



4



6



8



10



12



Beginning Sound


Circle the pictures in each row that have the same beginning sound as the letter in the box.

1	n				
2	h				
3	f				
4	s				
5	v				
6	p				
7	j				
8	k				


Ending Sounds

Circle the pictures in each row that have the same ending sound as the letter in the box.

p



t



b




r



s



x



k




n



Cut out the pictures below and match them to their beginning sound.

1	n	
2	l	
3	a	
4	c	
5	m	
6	d	



Make your own worksheet below by drawing pictures
and writing words to match each picture.
Have your friends draw lines to match your words to your pictures.

Draw a line to match the correct letter patterns to create the word that matches the picture.
Then write the word on the line provided.

n a k
k e p



nap

g a p
v w n



pl w n
f a m



m e c k
n a k



m a n
n i r



n u n e
f i l



r u f
n w t



h a m d
f e n



n o t
g e st



r o s e
n u g












b ia w
n ai l









th o m k
s i n















Look at the picture and write the missing letters to spell the correct vocabulary word.

<p>1</p>  <p>_____</p> <p>umbers</p> <p>_____</p>	<p>2</p>  <p>_____</p> <p>sik</p> <p>_____</p>	<p>3</p>  <p>_____</p> <p>ap</p> <p>_____</p>
<p>4</p>  <p>_____</p> <p>n t</p> <p>_____</p>	<p>5</p>  <p>_____</p> <p>ecklace</p> <p>_____</p>	<p>6</p>  <p>_____</p> <p>ose</p> <p>_____</p>
<p>7</p>  <p>_____</p> <p>oodle</p> <p>_____</p>	<p>8</p>  <p>_____</p> <p>ewspaper</p> <p>_____</p>	<p>9</p>  <p>_____</p> <p>fa</p> <p>_____</p>

Draw lines to match the word to its picture.

	<p>van</p>	<p>nail</p> 
	<p>snake</p>	<p>nut</p> 
	<p>candle</p>	<p>hand</p> 

Look at the picture and circle the word that spells the correct vocabulary word.

	<p>cane can cent</p>		<p>corn con carne</p>
	<p>snow snowman snowmen</p>		<p>sun sum son</p>
	<p>pan pen pencil</p>		<p>pop corn popcorn</p>
	<p>pine pin fin</p>		<p>bombkin pump pumpkin</p>
	<p>piano point pianist</p>		<p>snip sniff snail</p>
	<p>Santa santa Santana</p>		<p>man men moon</p>

Look at the pictures. Match the number of the picture to the word.
Write the pictures number in the box beside the word.

snow	7
newspaper	
nuts	
pen	
nail	
penguin	
numbers	
paint	
necklace	
noodle	
neck	
net	

1



2



3



4



5



6



7



8



9




10



11



12



The _____ is white.

I can write with my blue _____.


She wears a _____ round her _____.

Dad reads a _____.

That _____ has a blue pen.

Fill in the crossword puzzle using the picture clues below to help you.

Write words across, from left to right →. Write words down, from top to bottom ↓.



Down

Across

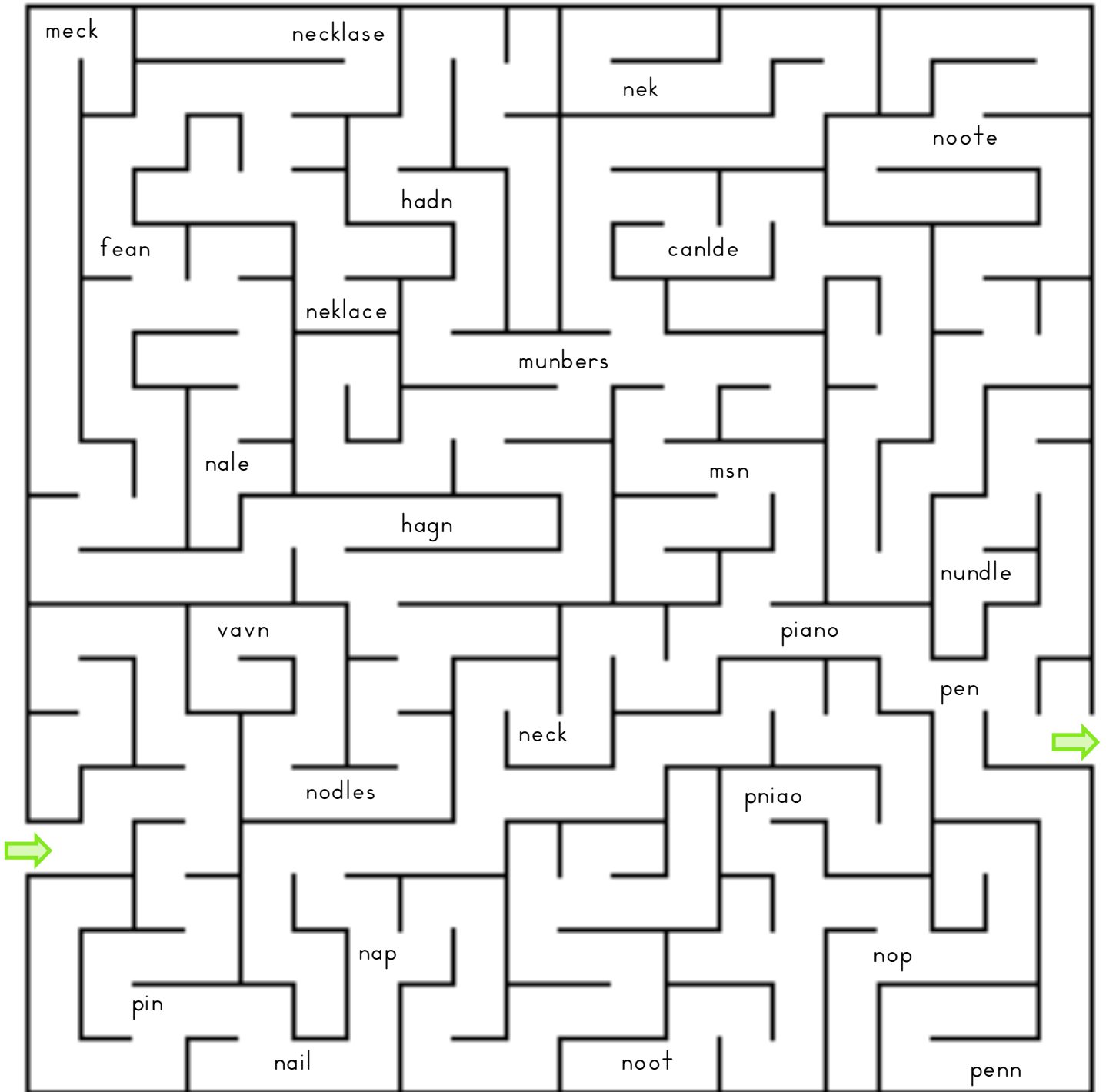


candle
nose
nut
man
piano
penguin



nail
nap
can
necklace
net
hand

Complete the maze. Follow the vocabulary words with /n/ that are spelled correctly.



Match the words from the box to the shapes below, then find out the mystery word and write it.

nests

noodle

nap

neck

fan

nurse


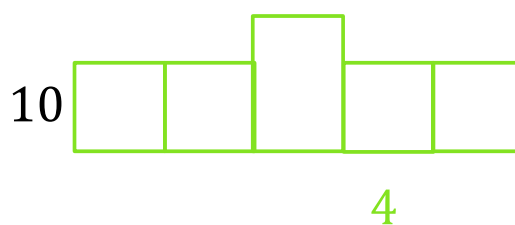





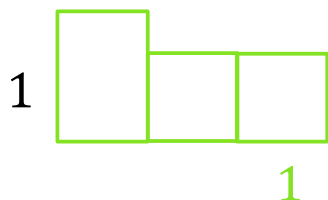
hand

notes

nine

number

candle



Mystery Word

1	2	3	4

Look at the sentence and exchange the picture for a word.

newspaper

numbers

snake


fan

hands

1. My dad's  are big.

2. This  is very long.

3. There are a lot of letters in the .

4. The girl has a red .

5. I know all the .

Use vocabulary words from the box to complete the sentences below.

popcorn

nap

van

nurse

Pumpkin

pencil

sip

noodles

1. _____ is a vegetable.
2. You have a long p_____.
3. She cannot have a n_____.
4. There are some n_____ in my plate.
5. Mom puts p_____ in the pan.
6. A n_____ can help when you are sick.
7. He can s_____ milk.
8. The v_____ is blue.

9. Write a sentence of your own using one of the vocabulary words from above.

Look at the picture and write the missing letters to spell the correct vocabulary word.

no

v

n

nai

n

ha

m

ne

ut

se

an

ap


nd

l


ck


an







nose

























Look at the pictures and words. Which words are spelled correctly?

Circle the word that is spelled correctly.

Then write it on the line.

 <p>number lumber</p> <p>_____</p> <p>-----</p> <p>_____</p>	<p>newpaper newspaper</p> <p>_____</p> <p>-----</p> <p>_____</p> 
 <p>necklace necklase</p> <p>_____</p> <p>-----</p> <p>_____</p>	<p>snowman snowboy</p> <p>_____</p> <p>-----</p> <p>_____</p> 
 <p>note nose</p> <p>_____</p> <p>-----</p> <p>_____</p>	<p>snake snorkle</p> <p>_____</p> <p>-----</p> <p>_____</p> 
 <p>nine pine</p> <p>_____</p> <p>-----</p> <p>_____</p>	<p>nest net</p> <p>_____</p> <p>-----</p> <p>_____</p> 
 <p>nodle noodle</p> <p>_____</p> <p>-----</p> <p>_____</p>	<p>mail nail</p> <p>_____</p> <p>-----</p> <p>_____</p> 
 <p>sink stink</p> <p>_____</p> <p>-----</p> <p>_____</p>	<p>pumpkin pumpkin</p> <p>_____</p> <p>-----</p> <p>_____</p> 

Unscramble the words below. Circle the words in the box that you unscramble below.

nest

nurse

noodle

neck

candle

nap

van

hand

1

--	--	--	--

nhda

2

--	--	--	--	--	--

dlenoo

3

--	--	--	--

sent

4

--	--	--

pna

5

--	--	--	--

kcne

6

--	--	--	--	--	--

cdnlea

7

--	--	--	--	--













rsnue

8

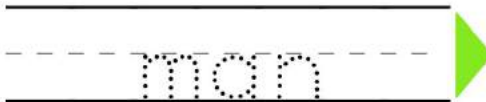

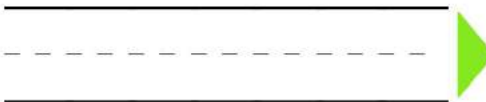







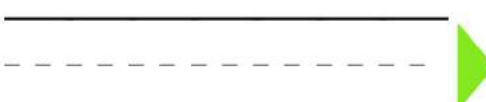

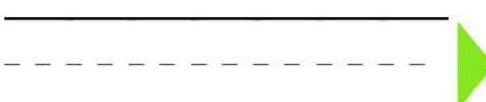

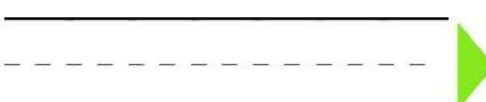



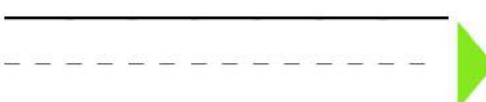

--	--	--

avn

Draw a line to match the correct letter patterns to create the word that matches the picture.
Then write the word on the line provided.

<p>1</p> <p>n a k k e p</p>  <p>_____</p> <p>nap</p>	<p>2</p> <p>n o n t e t</p>  <p>_____</p>
<p>3</p> <p>w a o m g n</p>  <p>_____</p>	<p>4</p> <p>r h i n s w a</p>  <p>_____</p>
<p>5</p> <p>c a g b u n</p>  <p>_____</p>	<p>6</p> <p>n u s e r o n</p>  <p>_____</p>
<p>7</p> <p>s u g f o n</p>  <p>_____</p>	<p>8</p> <p>n e o l f a i</p>  <p>_____</p>
<p>9</p> <p>i v l r u n</p>  <p>_____</p>	<p>10</p> <p>n r c k w e i</p>  <p>_____</p>
<p>10</p> <p>fl w n f a g</p>  <p>_____</p>	<p>12</p> <p>s n p ff gr o i</p>  <p>_____</p>

Look at the scrambled words. Unscramble the letters to write the words correctly. Then match the word to its picture.








1. mna		
2. inne		
3. tne		
4. papneerws		
5. nkce		
6. lceankce		
7. menubsr		
8. sone		
9. nooelds		
10. lain		

Cut out the letters below. How many vocabulary words that you have learned can you spell?
Glue the letters down to spell as many words as you can.
Write the words you have made on the lines.



n	k	c	e	a	l	e	c	t
e	n	a	n	p	n	o	e	t
n	i	e	n	n	u	r	e	s

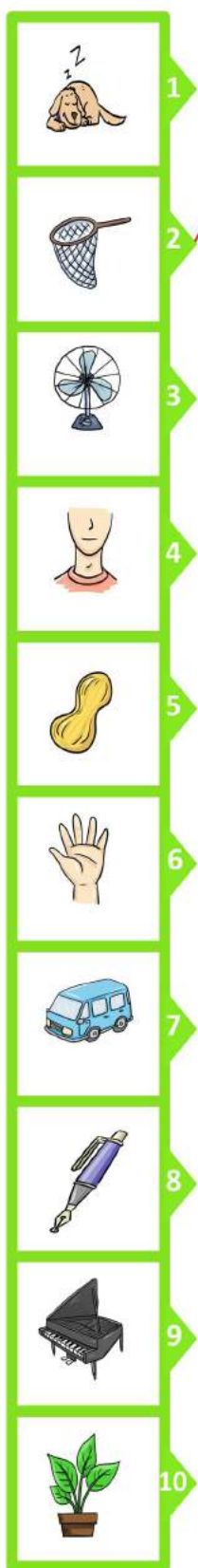
Cut out the letters below. How many vocabulary words that you have learned can you spell?
Glue the letters down to spell as many words as you can.
Write the words you have made on the lines.



a	n	f	a	p	n	e	n	t
n	u	r	s	e	n	o	n	k
e	c	a	l	e	c	n	a	v

Look at the scrambled words. Unscramble the letters to write the words correctly. Then match the word to its picture.



n a p
n e t
f e n
n a ck
n a t
h u nd
v e n
p an n
pi a o
pl a nt

1 _____

2 net _____

3 _____

4 _____

5 _____

6 _____

7 _____

8 _____

9 _____

10 _____