

Add the missing letters.

Write the words on the lines below.

Letter Blend
Word Spelling

_____ ai _____

_____ ai _____

_____ ai _____

_____ ai _____

_____ ai _____

_____ ai _____

_____ ai _____

1. snail

2. _____

3. _____

4. _____

5. _____

6. _____

7. _____

8. _____

Choose one or two words from above and make a great sentence below.

Add the missing letters.

Write the words on
the lines below.

Letter Blend
Word Spelling



sn _ _ l



br _ _ n

tr _ _ n



ch _ _ r



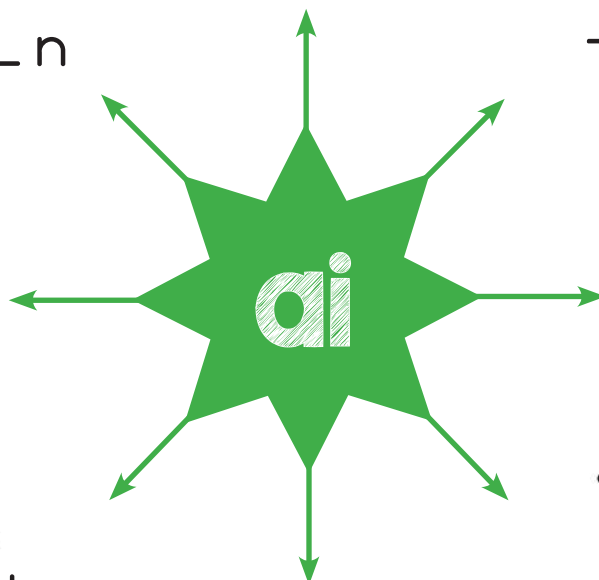
ch _ _ n



m _ _ d



qu _ _ l



br _ _ d

1. snail _____

5. _____

2. _____

6. _____

3. _____

7. _____

4. _____

8. _____

Choose one or two words from above and make a great sentence below.

After you have finished assembling your word wheel, practice writing each word as you spin the wheel. Spin, read, and write your new words!

Write each word on your word-wheel 2 times each.

Blank handwriting practice box with four lines (top, dashed, middle, bottom).

Blank handwriting practice box with four lines (top, dashed, middle, bottom).

Blank handwriting practice box with four lines (top, dashed, middle, bottom).

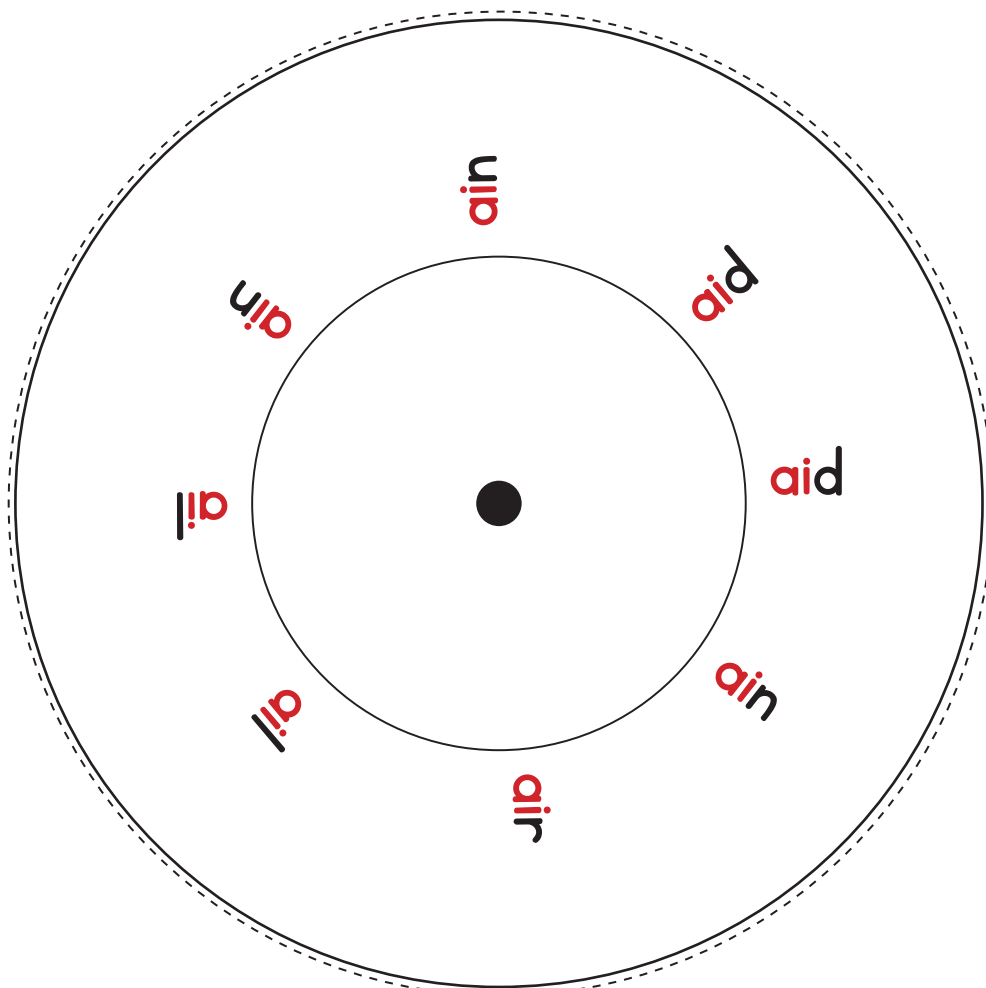
Blank handwriting practice box with four lines (top, dashed, middle, bottom).

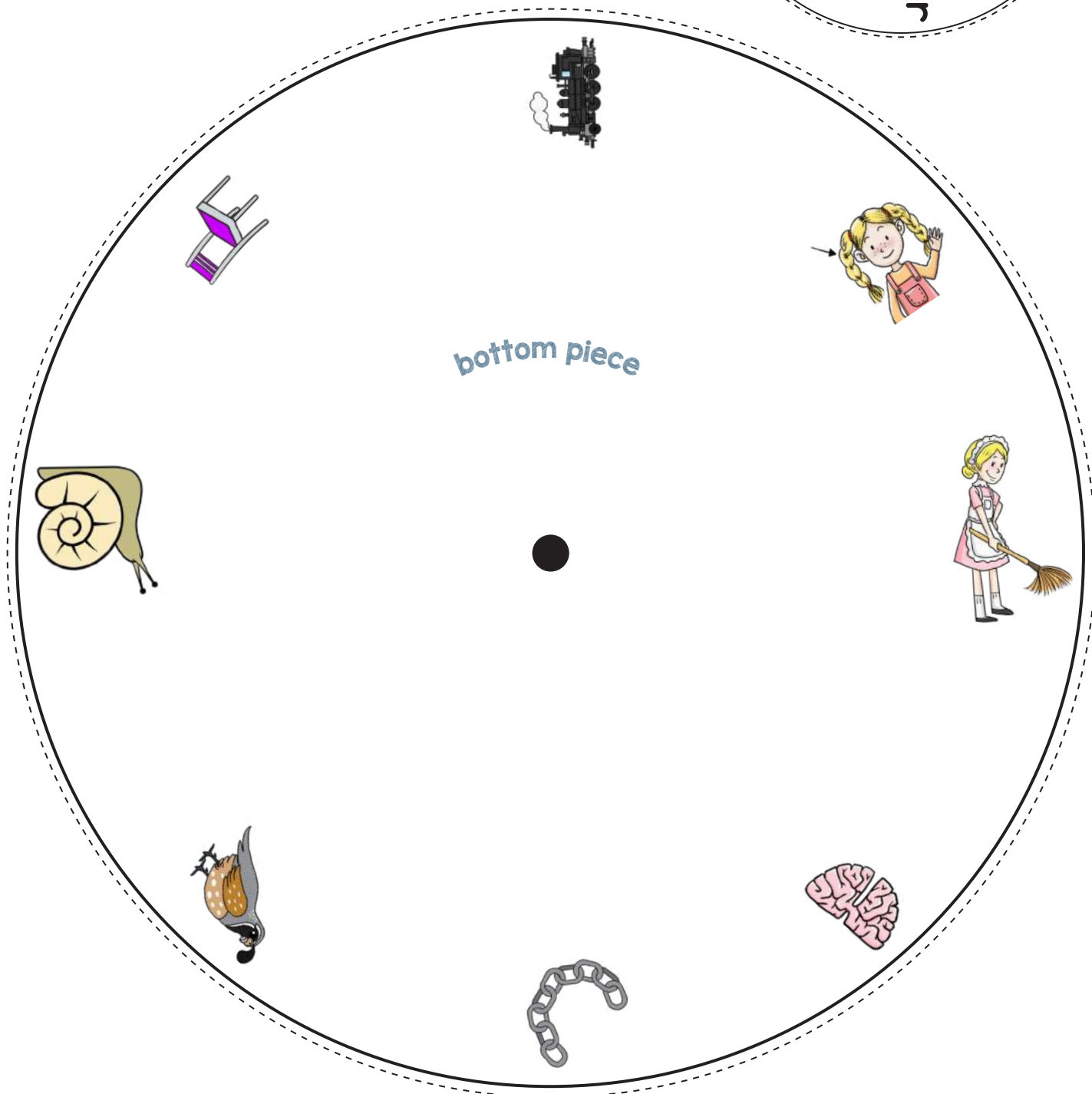
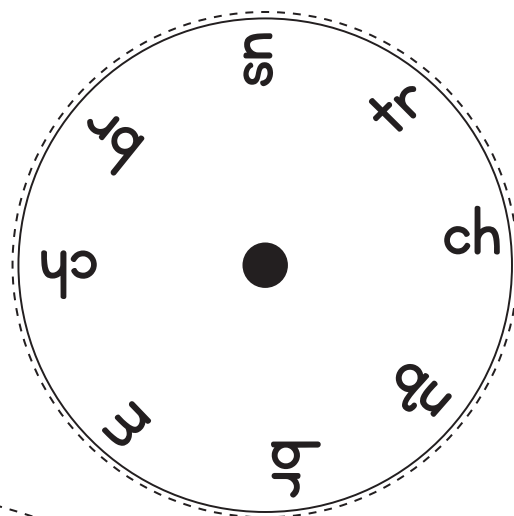
Blank handwriting practice box with four lines (top, dashed, middle, bottom).

Blank handwriting practice box with four lines (top, dashed, middle, bottom).

Blank handwriting practice box with four lines (top, dashed, middle, bottom).

Blank handwriting practice box with four lines (top, dashed, middle, bottom).







SPINNER ai Reading Wheel

www.PhonicsGarden.com

Phonics Garden

braids


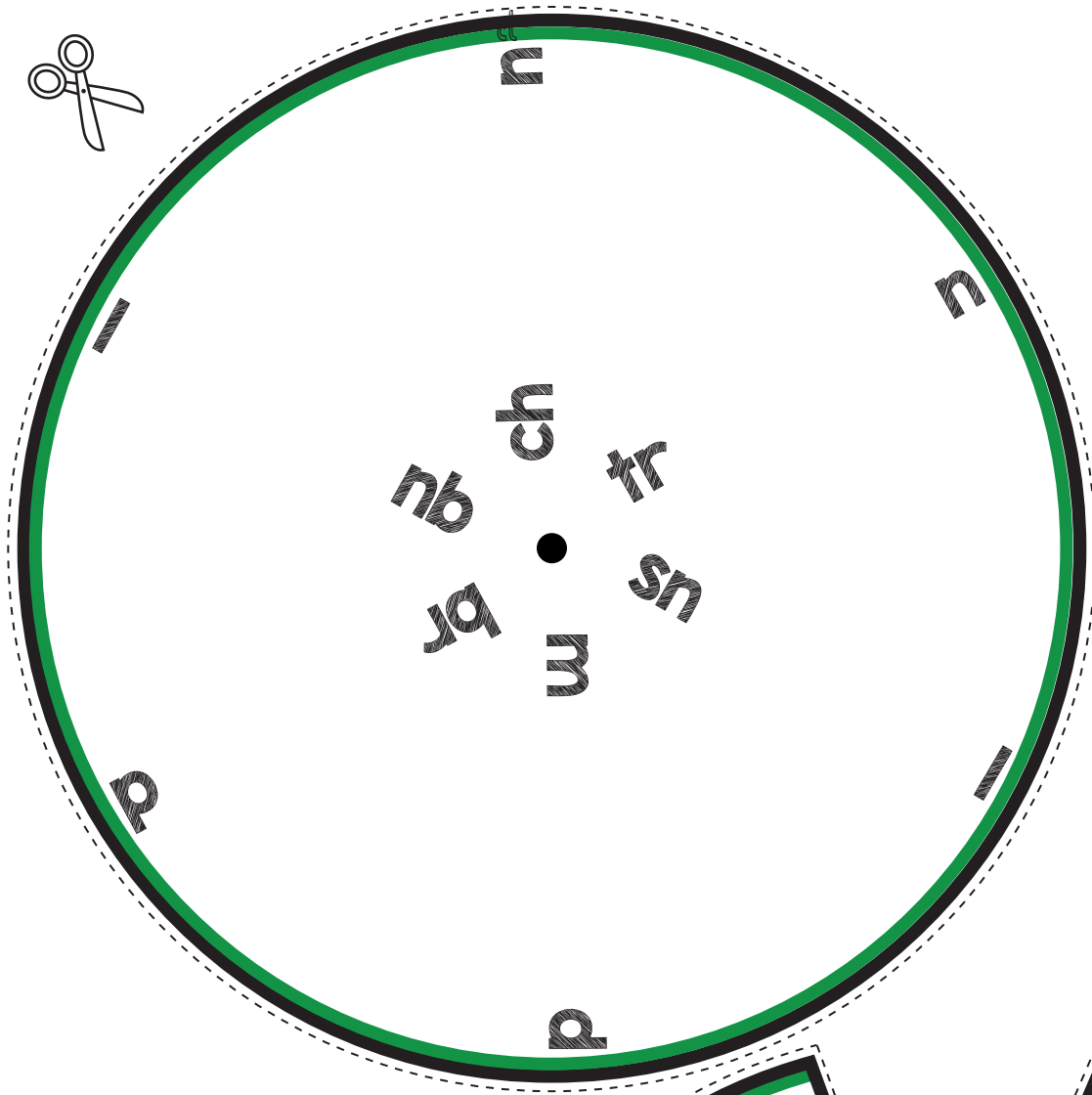
brain

chair

snail

train

maid



Directions

Step 1:
Print the word
wheel on card stock
paper for best results.

Step 2: Attach the
front to the back with
a brass paper
fastener, paperclip,
or another fastening
object.

Step 3: Have your
students spin the
wheel to make and
read the words.

