

Name: _____

Date: _____

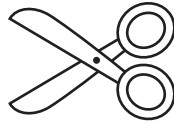
Sight Word Cut & Paste

1. Color

2. Cut

3. Paste

a



a

--	--	--	--

a

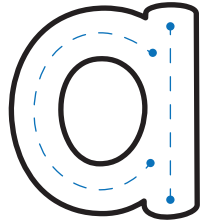
--	--	--	--

a	a	a	a
a	a	a	a

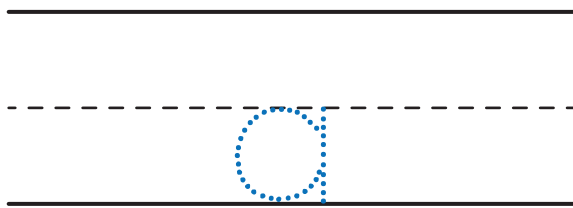


Name: _____

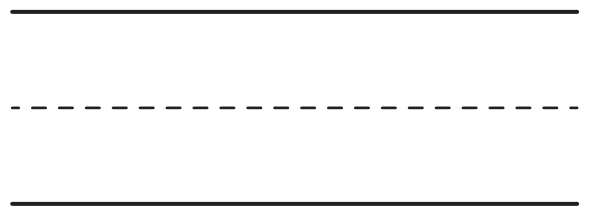
Date: _____










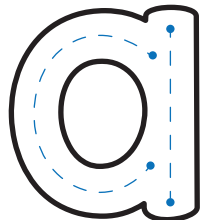







Trace it.



Write it.



Find the word and Color it.



Read it! & Say it!

a

Write it!

Find it!

use can a use so

a use a use a

a up a can a use

use like me use

a use so a

Find and Color!

How many did you find?


use	can	find	a	and	use
here	use	a	use	can	use
a	big	here	come	use	a
use	a	A	here	can	
a	can		use	a	
here	use	a	use	big	use
use	use	can	come	a	find
can	a	use	here	here	a

Name: _____

Date: _____

Sight Word Maze: A


Find your way through the maze by dabbing the matching sight word.

can	down	find	blue	use	a
can	can	can	funny	use	a
can	big	can	use	use	a
funny	big	can	use	a	a
down	find	help	use	a	can
down	find	help	use	a	can
	a	a	a	a	can

Name: _____

Date: _____


a



a use a
with can a use
a can a your
can a use were a

Write it.


Build it.





Read it.

a



Color the sight word.

a



Dot the letters.

a



Circle the sight word.

use

a

a in

use

use

a



Highlight it.

a



Trace it.

a



Fill in the missing letters.

a



Write it.



How many syllables?

1

2


3

Learning the word A



Read it.

a

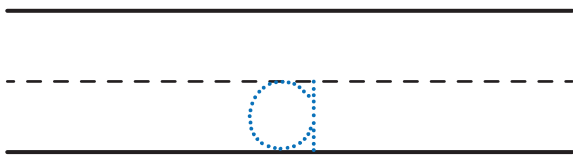


Color the sight word.

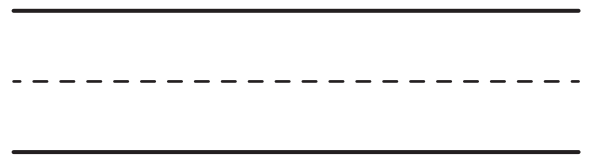
a



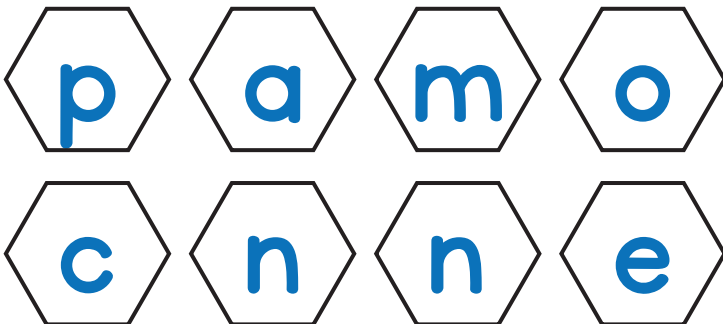
Trace it.



Write it.



Trace it.



Find it.

t	c	r	u	n	a	e	g
m	a	n	a	s	e	m	u
y	n	c	a	n	e	a	o
a	e	t	a	n	e	n	n



Write it.

I have _____ dog.

Name: _____

Date: _____

Word Practice A

Read the Word.

a

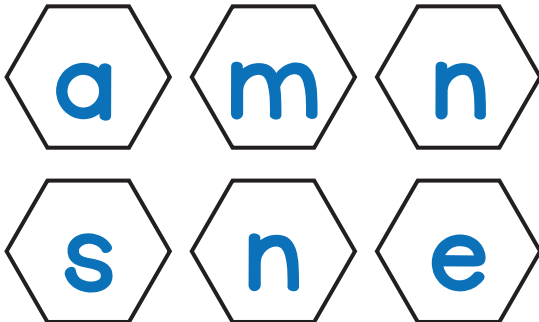
Color the Word.



Trace the Word.



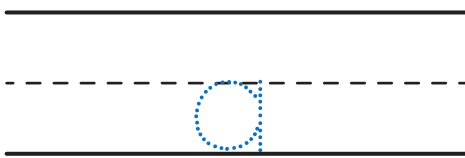
Connect the Letters.



Find the Word.

a	c	r	u	n	a	e	g
m	a	n	a	s	e	m	u
a	n	c	a	n	e	a	o
i	e	t	a	n	e	n	n

Trace the Word.



Trace and Complete the Missing Letters.



Write the Word in a Sentence.

The cup was on _____ table.

Name: _____

Date: _____

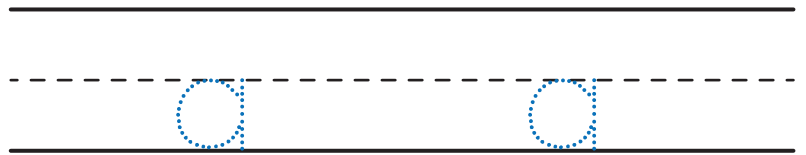
My Super Sight Word! A

Color it.

a = pink



Trace the Word.



Highlight it.

use	a	cat	a
a	use	a	use
cat	a	use	a

Put it in a sentence.

cat.

table.

Build it.



Name: _____

Date: _____

a

Trace the word **a**:

Circle the words that say **a**.

and a

can a

a an

ant a ran

Write the word **a** in the following boxes.

a

Build it.

a



Name: _____

Date: _____

Read, trace, and write the word.

a

a

Circle the word that matches the word above.

use

a

an

use

a

use

a

use

a

an

use

a

Trace the word and then fill in the missing letters.

a

a

a

Rainbow write the word. Trace the word with lots of colors!




a

a

a

Color the word.



a

a

Name: _____

Date: _____

Read, trace, and write the word.

a

a

Read the sentences, and write the correct words in the spaces.

It's _____ dog.

a an

It's _____ big hippo.

an a

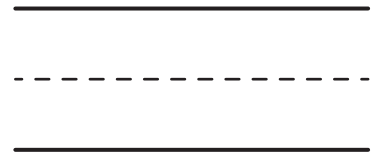
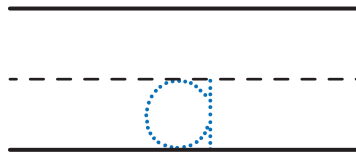
Read the words. Color the boxes with the above word in them.

a	an	a	use	an
use	use	an	can	a
can	a	use	an	use

Name: _____

Date: _____

Read, trace, and write the word.



Read each sentence, and draw a picture to show what it means.

Then circle the word in each sentence.

It's a dog.

It's a big hippo.

Write a sentence using the word above.

Then draw a picture to show what your sentence means.

Name: _____

Date: _____

a

Circle the words below that match your new sight-word.

a	on	use	inside	a	under
is	an	on	next	use	use
can	a	a	use	by	a

Write your new sight-word properly on the lines and in the boxes below.

Cut out the letters at the bottom of the page and glue them in order to make your new sight-word.

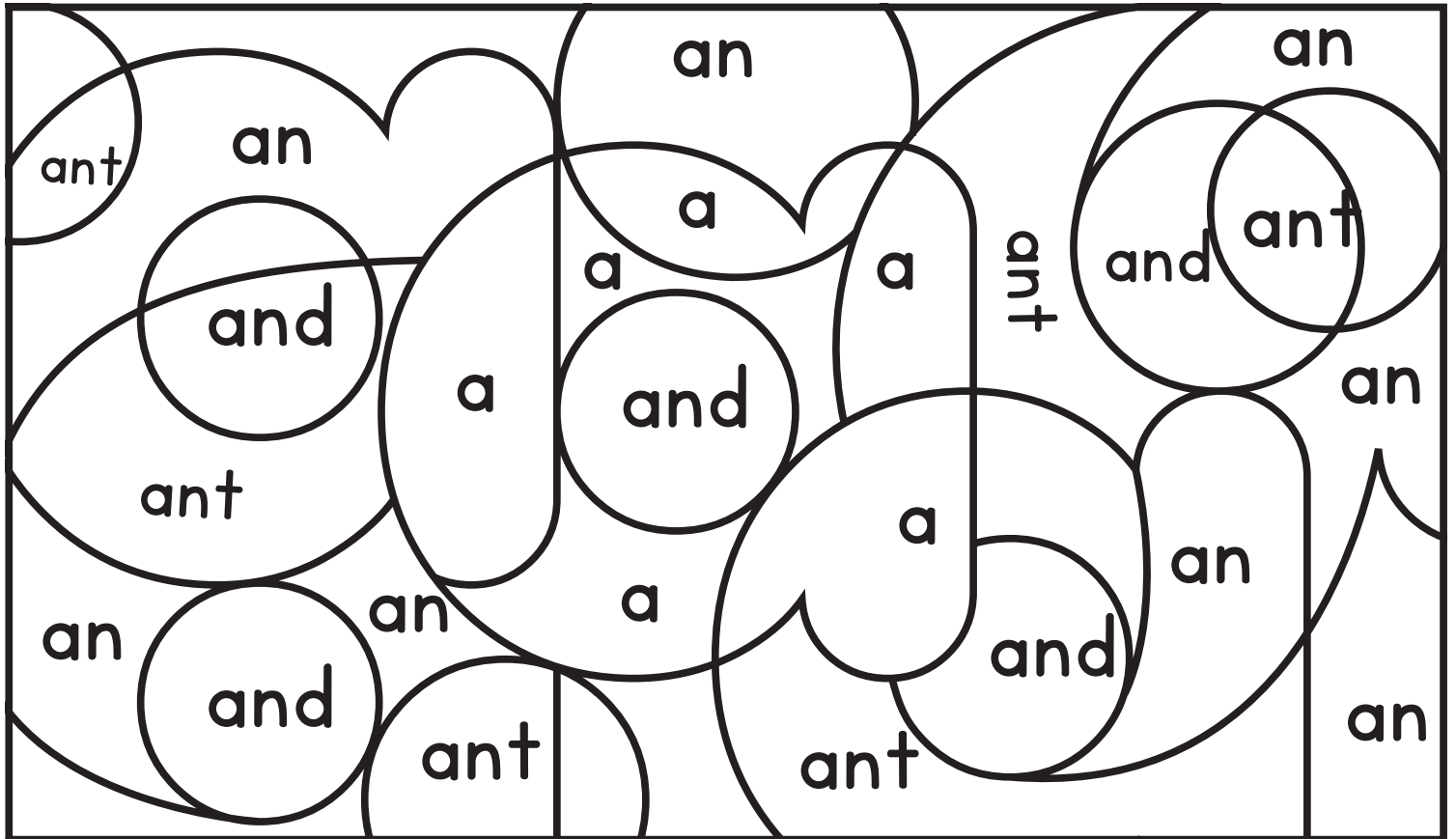
a a a




Name: _____

Date: _____

Color the spaces with the sight word /a/ orange.



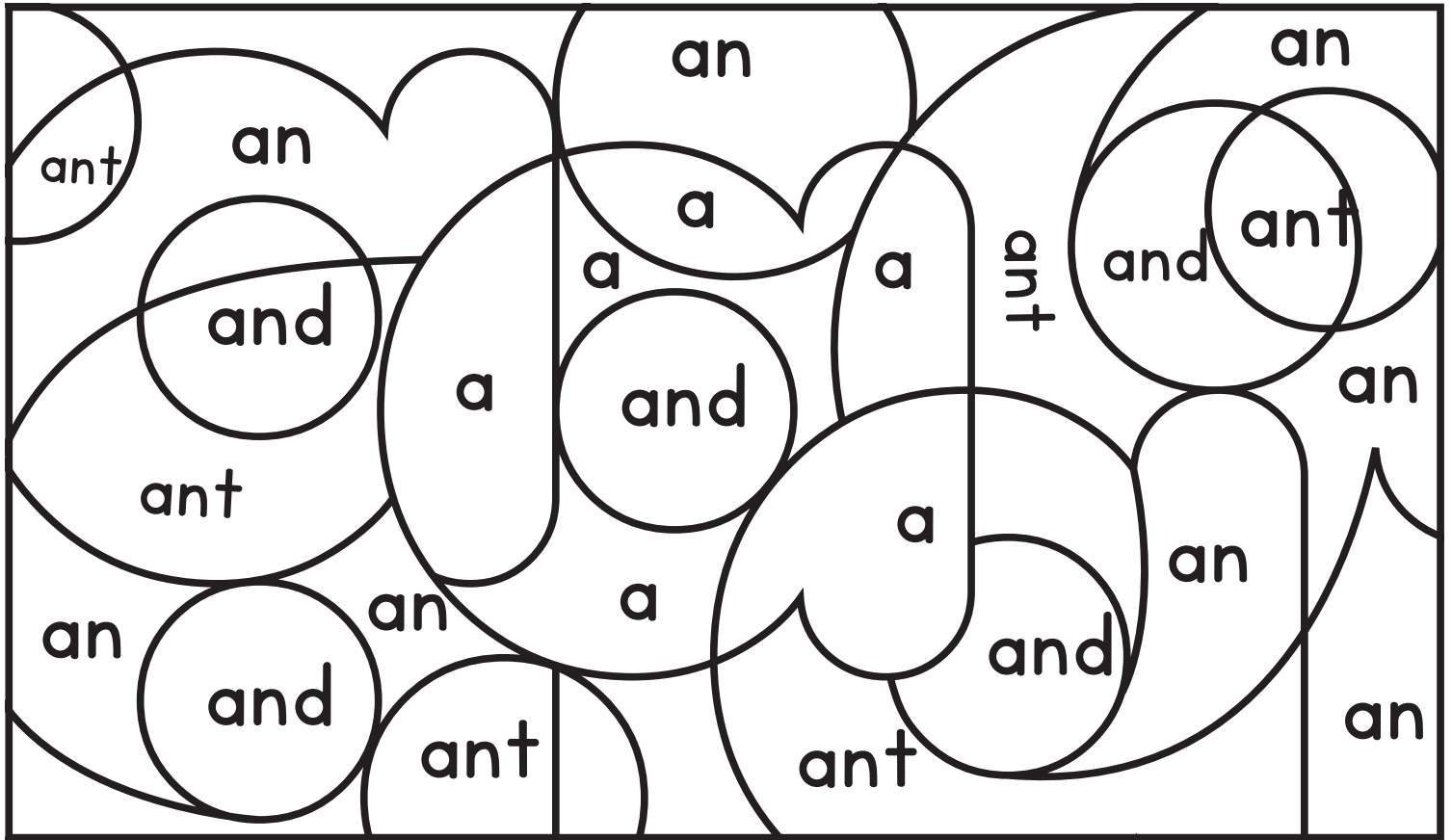
Read and color the word.



Name: _____

Date: _____

Color the spaces with the sight word /a/ orange.



Read and trace the word.

a

a

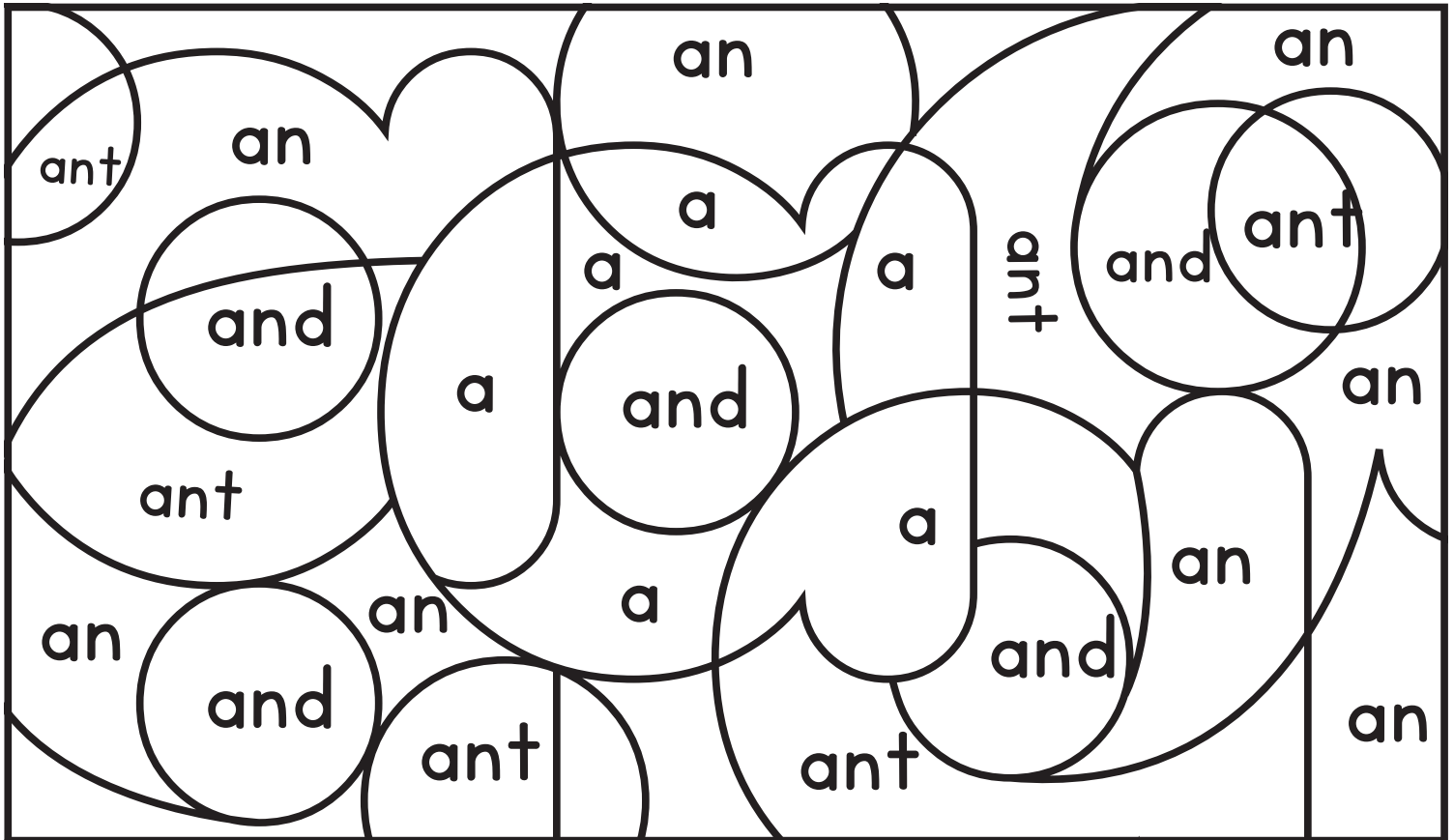
a

a

Name: _____

Date: _____

Color the spaces with the sight word /a/ orange.



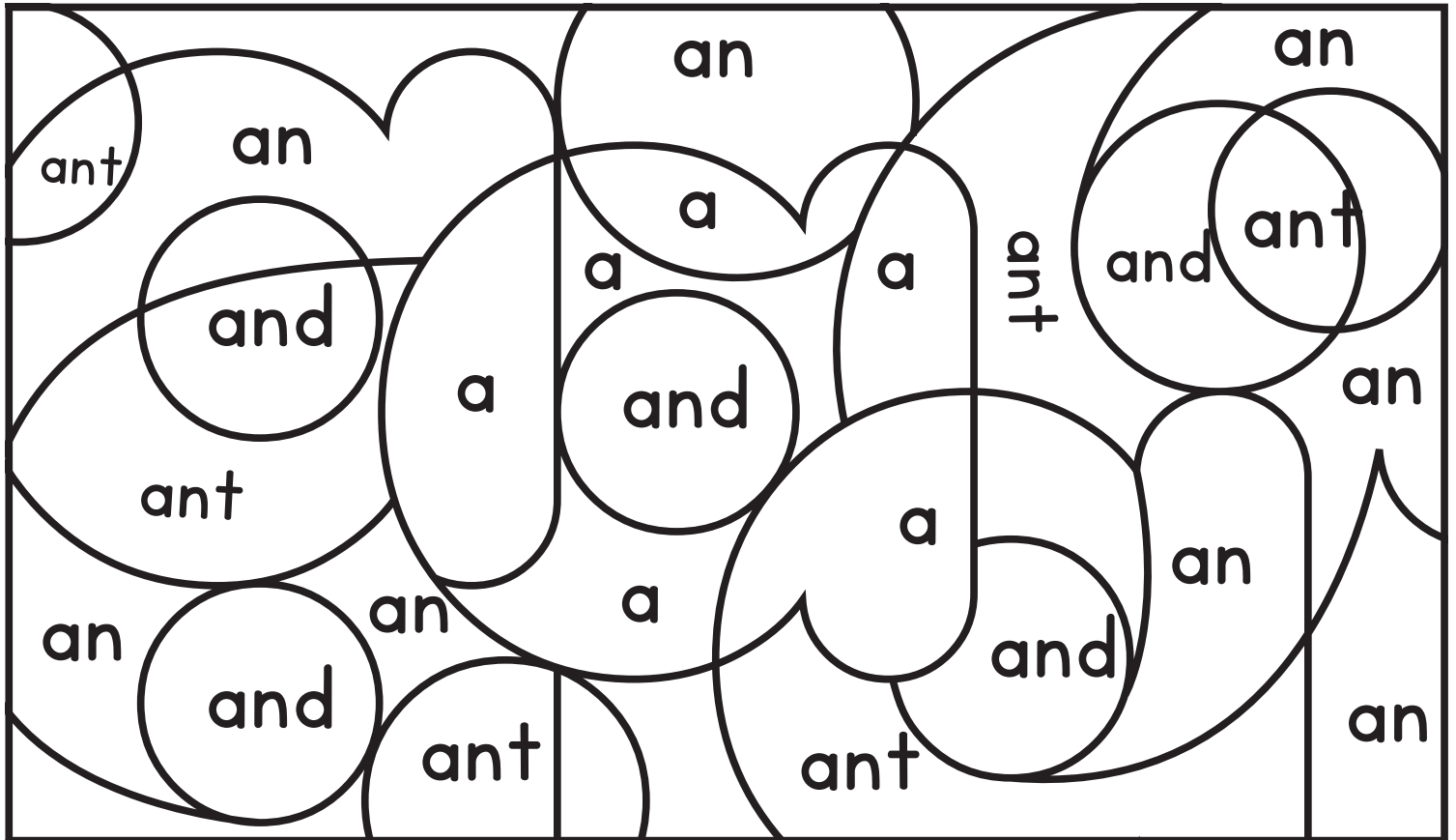
Circle your sight word that is spelled correctly.

a when use when there
use a a use a
your use a when a

Name: _____

Date: _____

Color the spaces with the sight word /a/ orange.



Cut out the letters at the bottom of the page and glue them in order to make your new sight-word.

