

Spin and Spell

Spin the spinner. Spell and write the **op** word.




bop hop crop chop mop cop

<p>_____</p> <p>_____</p> <p>_____</p> <p>_____</p> <p>_____</p> <p>_____</p> <p>_____</p> <p>_____</p> <p>_____</p>	<p>_____</p> <p>_____</p> <p>_____</p> <p>_____</p> <p>_____</p> <p>_____</p> <p>_____</p> <p>_____</p> <p>_____</p>
--	--


Which **op** word did you spin on and write the most? Write it again here!

Spin a picture. Read the word.
Write the word in the matching letter boxes.
Place a check mark next to the word after it is written.

- bop
- cop
- hop
- mop
- chop
- crop



Hint: Use a paperclip as your spinner.

	<div style="border: 1px solid black; width: 100px; height: 40px; margin: 0 auto;"></div>
<div style="border: 1px solid black; width: 100px; height: 80px; margin: 0 auto;"></div>	<div style="border: 1px solid black; width: 100px; height: 80px; margin: 0 auto;"></div>
<div style="border: 1px solid black; width: 100px; height: 120px; margin: 0 auto;"></div>	<div style="border: 1px solid black; width: 100px; height: 120px; margin: 0 auto;"></div>

Spin and Build

Hint: Use a paperclip as your spinner.

op

Spin a picture.
Cut and paste the letters to build
the matching words.



--	--	--



--	--	--



--	--	--



--	--	--



--	--	--



--	--	--

Write your words on the lines.

_____	_____	_____
_____	_____	_____
_____	_____	_____

bop

hop

crop

chop

mop

cop



o	o	o	o	o	o	p	p	p
p	p	p	b	cr	c	ch	m	h



Spin, Color, and Win!

Each player takes a turn to spin a picture and color the matching word.
First player to color all words wins the game.

Set One



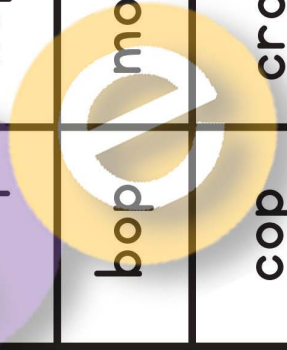
op

player 1


player 2

bop	mop	chop
hop	bop	hop
crop	mop	cop
cop	bop	mop
bop	crop	hop

cop	crop	hop
hop	mop	chop
cop	crop	hop
hop	mop	hop
cop	crop	chop




Set Two



Spin, Color, and Win!

Each player takes a turn to spin a picture and color the matching word.
First player to color all words wins the game.



player 1

player 2


crop	cop	drop
flop	drop	cop
chop	bop	flop
drop	flop	cop
cop	chop	drop

crop	cop	crop
cop	chop	cop
flop	cop	drop
crop	cop	flop
chop	drop	drop


Make Your Own: #1

Spin, Color, and Win!

Each player takes a turn to spin a picture and color the matching word.
First player to color all words wins the game.



player 1



player 2





bop



cop



hop



mop

chop



crop

flop



drop



b op



www.PhonicsGarden.com

h op



www.PhonicsGarden.com

s op




www.PhonicsGarden.com

m op



www.PhonicsGarden.com

ch op



www.PhonicsGarden.com

cr op



www.PhonicsGarden.com

dr op



www.PhonicsGarden.com

fl op



www.PhonicsGarden.com

Draw and write your own word puzzles on this page.



Blank word puzzle grid with a dashed outline and a vertical zigzag cut line. The URL www.PhonicsGarden.com is printed in the bottom right corner.



Blank word puzzle grid with a dashed outline and a vertical zigzag cut line. The URL www.PhonicsGarden.com is printed in the bottom right corner.

Blank word puzzle grid with a dashed outline and a vertical zigzag cut line. The URL www.PhonicsGarden.com is printed in the bottom right corner.

Blank word puzzle grid with a dashed outline and a vertical zigzag cut line. The URL www.PhonicsGarden.com is printed in the bottom right corner.



Draw and write your own word puzzles on this page.



A large rectangular area with a dashed border, divided into two vertical sections. The left section contains a dashed outline of a word puzzle. The right section contains a dashed outline of a word puzzle and the text www.PhonicsGarden.com.

A large rectangular area with a dashed border, divided into two vertical sections. The left section contains a dashed outline of a word puzzle. The right section contains a dashed outline of a word puzzle and the text www.PhonicsGarden.com. A large, colorful word puzzle "Sample" is overlaid across the middle of this section, with each letter in a different colored circle: 'S' (pink), 'a' (orange), 'm' (blue), 'p' (green), 'l' (purple), 'e' (yellow).

A large rectangular area with a dashed border, divided into two vertical sections. The left section contains a dashed outline of a word puzzle. The right section contains a dashed outline of a word puzzle and the text www.PhonicsGarden.com. A large, colorful word puzzle "Sample" is overlaid across the middle of this section, with each letter in a different colored circle: 'S' (pink), 'a' (orange), 'm' (blue), 'p' (green), 'l' (purple), 'e' (yellow).

A large rectangular area with a dashed border, divided into two vertical sections. The left section contains a dashed outline of a word puzzle. The right section contains a dashed outline of a word puzzle and the text www.PhonicsGarden.com.

Add the missing letters.

Write the words on
the lines below.

word family
Word Spelling



— op



— op



— op



— op



— op




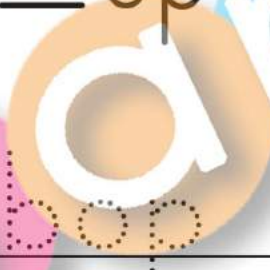



— op



— op



— op

1.       _____

5. _____

2. _____

6. _____

3. _____

7. _____

4. _____

8. _____

Choose one or two words from above and make a great sentence below.

Add the missing letters.

Write the words on
the lines below.

Word Family
Word Spelling




c _ _ _



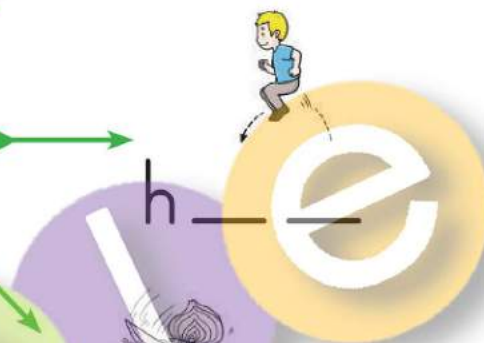
fl _ _ _



dr _ _ _



b _ _ _



h _ _ _



ch _ _ _

1. _____
2. _____
3. _____
4. _____

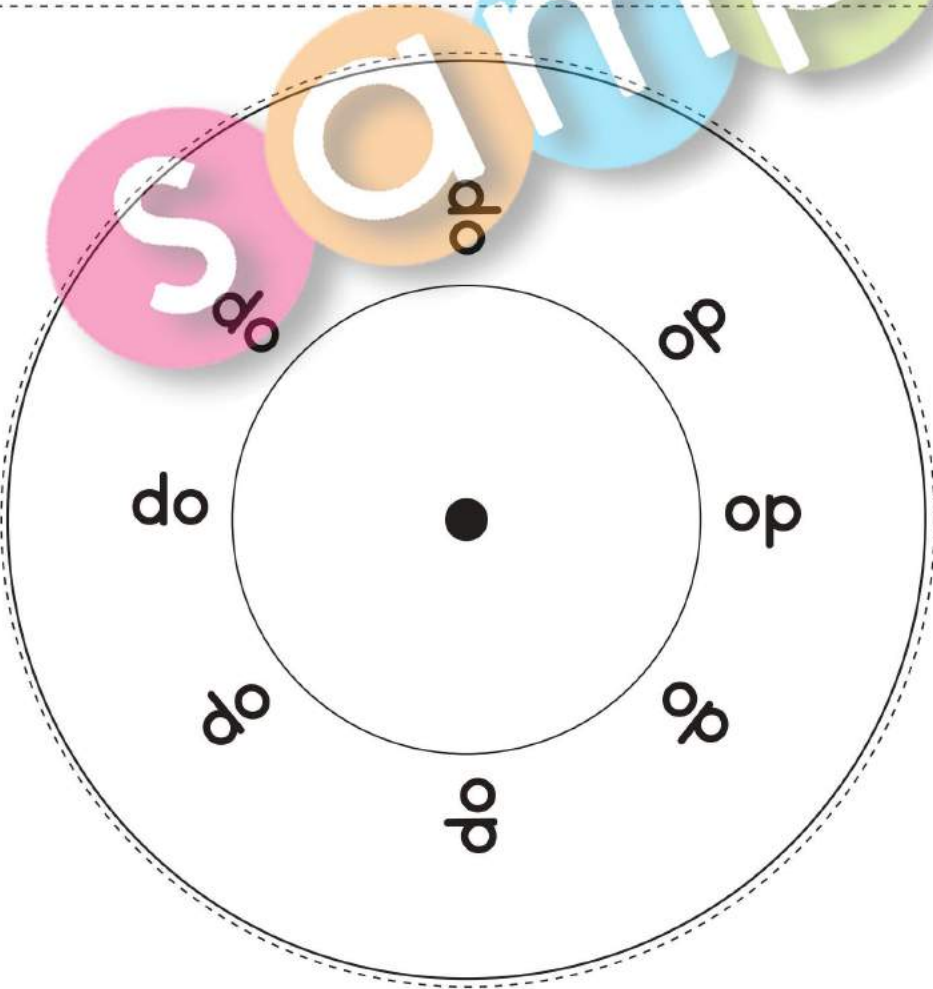
5. _____
6. _____
7. _____
8. _____

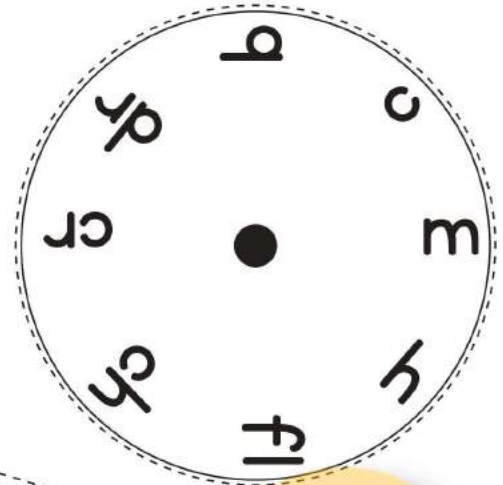
Choose one or two words from above and make a great sentence below.

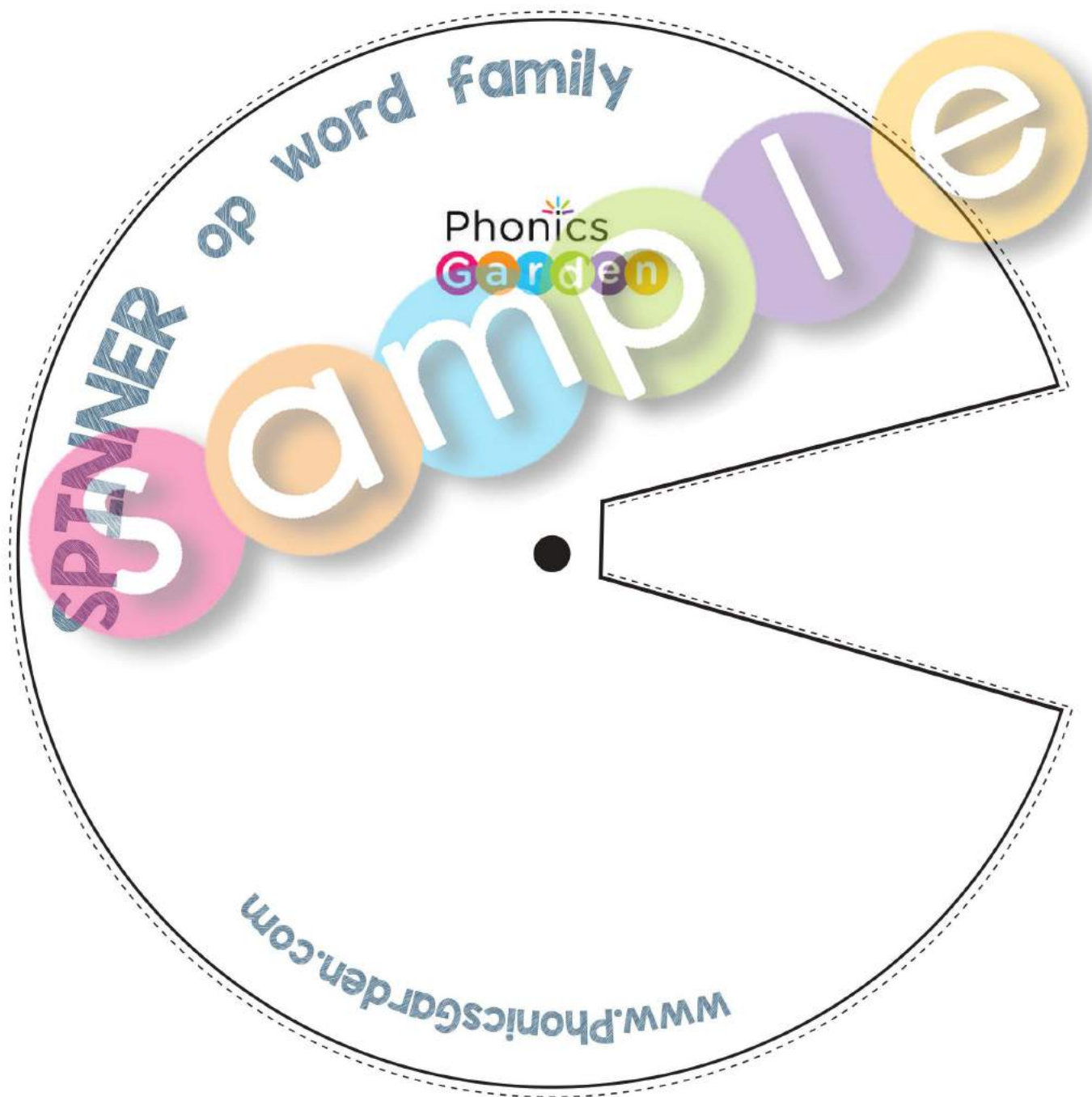
After you have finished assembling your word wheel, practice writing each word as you spin the wheel. Spin, read, and write your new words!


Write each word on your word-wheel 2 times each.

<hr/> <hr/> <hr/> <hr/> <hr/> <hr/>	<hr/> <hr/> <hr/> <hr/> <hr/> <hr/>	<hr/> <hr/> <hr/> <hr/> <hr/> <hr/>	<hr/> <hr/> <hr/> <hr/> <hr/> <hr/>
<hr/> <hr/> <hr/> <hr/> <hr/> <hr/>	<hr/> <hr/> <hr/> <hr/> <hr/> <hr/>	<hr/> <hr/> <hr/> <hr/> <hr/> <hr/>	<hr/> <hr/> <hr/> <hr/> <hr/> <hr/>









~op Words

Step 1: Print the word wheel on card stock paper for best results.

Step 2: Attach the front to the back with a brass paper fastener, paperclip, or another fastening object.

Step 3: Have your students spin the wheel to make and read the words.

www.PhonicsGarden.com

op

Word Family Word Wheel



op •


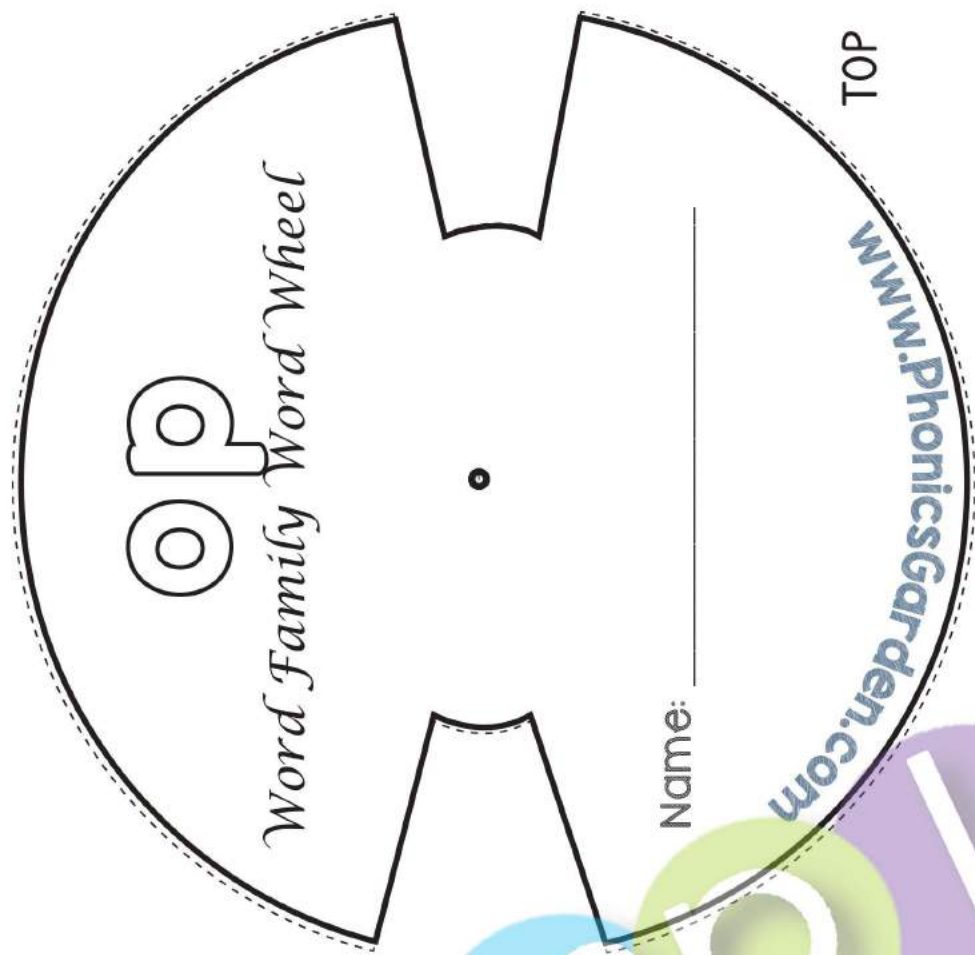


Name: _____



Word Wheel

This Word Wheel will help your students practice reading. Moving the wheel will match the word with the picture clue.



Instructions

1. Copy on to the white card stock
2. Cut out the two shapes on the dotted lines.
3. Place TOP wheel on the TOP of the BOTTOM wheel.
4. Insert split pin in the center.
5. Have students spin and read.

Cut out the words and pictures. Paste them down where they belong matching each word and picture.

op


ot

bop

hop

bot

cot



chop

cop


dot

got



Connect the /op/ word family words with the **op**.

Connect the words that are NOT part of the /op/ word family with the **X**.




Practice writing your /op/ words.



set 1

What
is in the

op house?



When you are done cutting and pasting your words, finish the sentence below. Add a full-stop period.

In the house, I can see
a _____, and
_____.

Write the missing letters below. Cut out the boxes and glue the top flap onto the matching picture. ✂






What
is in the



set 2

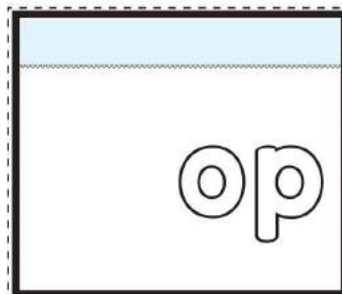
op house?



When you are done cutting and pasting your words, finish the sentence below. Add a full-stop period.

In the house, I can see
a _____, and

Write the missing letters below. Cut out the boxes and glue the top flap onto the matching picture. ✂



Cut out each of the puzzle pieces and glue them where they belong.

bop	glue piece here	hop	glue piece here
mop	glue piece here	crop	glue piece here
cop	glue piece here	chop	glue piece here
flop	glue piece here	drop	glue piece here
op	glue piece here	__op	glue piece here

Scissors icon

Plant

Whale

Scissors icon

Broom

Water drop

Chopping onion

Police officer

Boat


Scissors icon

Running boy


Empty puzzle shape

Color the word box that goes with the picture.


Write the words below.

1 


chop	crop
------	------

2 

cop	crop
-----	------

3 

cop	drop
-----	------

4 


drop	mop
------	-----

5 


mop	flop
-----	------

6 

bop	chop
-----	------

7 

bop	flop
-----	------

8 

drop	hop
------	-----

1 _____

2 _____

3 _____

4 _____

5 _____

6 _____

7 _____

8 _____

Write the letters in the correct order to make the word that matches the picture.

1		<div style="display: flex; justify-content: space-around;"> <div style="border: 1px solid black; border-radius: 50%; width: 60px; height: 60px; display: flex; align-items: center; justify-content: center; font-size: 24px;">o</div> <div style="border: 1px solid black; border-radius: 50%; width: 60px; height: 60px; display: flex; align-items: center; justify-content: center; font-size: 24px;">h</div> <div style="border: 1px solid black; border-radius: 50%; width: 60px; height: 60px; display: flex; align-items: center; justify-content: center; font-size: 24px;">p</div> </div> <div style="display: flex; justify-content: space-around; margin-top: 10px;"> <div style="border: 1px solid black; width: 60px; height: 60px; display: flex; align-items: center; justify-content: center; font-size: 24px;">h</div> <div style="border: 1px solid black; width: 60px; height: 60px; display: flex; align-items: center; justify-content: center; font-size: 24px;">o</div> <div style="border: 1px solid black; width: 60px; height: 60px; display: flex; align-items: center; justify-content: center; font-size: 24px;">p</div> </div>
2		<div style="display: flex; justify-content: space-around;"> <div style="border: 1px solid black; border-radius: 50%; width: 60px; height: 60px; display: flex; align-items: center; justify-content: center; font-size: 24px;">o</div> <div style="border: 1px solid black; border-radius: 50%; width: 60px; height: 60px; display: flex; align-items: center; justify-content: center; font-size: 24px;">p</div> <div style="border: 1px solid black; border-radius: 50%; width: 60px; height: 60px; display: flex; align-items: center; justify-content: center; font-size: 24px;">m</div> </div> <div style="display: flex; justify-content: space-around; margin-top: 10px;"> <div style="border: 1px solid black; width: 60px; height: 60px;"></div> <div style="border: 1px solid black; width: 60px; height: 60px;"></div> <div style="border: 1px solid black; width: 60px; height: 60px;"></div> </div>
3		<div style="display: flex; justify-content: space-around;"> <div style="border: 1px solid black; border-radius: 50%; width: 60px; height: 60px; display: flex; align-items: center; justify-content: center; font-size: 24px;">dr</div> <div style="border: 1px solid black; border-radius: 50%; width: 60px; height: 60px; display: flex; align-items: center; justify-content: center; font-size: 24px;">p</div> <div style="border: 1px solid black; border-radius: 50%; width: 60px; height: 60px; display: flex; align-items: center; justify-content: center; font-size: 24px;">o</div> </div> <div style="display: flex; justify-content: space-around; margin-top: 10px;"> <div style="border: 1px solid black; width: 60px; height: 60px;"></div> <div style="border: 1px solid black; width: 60px; height: 60px; display: flex; align-items: center; justify-content: center; font-size: 24px;">e</div> <div style="border: 1px solid black; width: 60px; height: 60px;"></div> </div>
4		<div style="display: flex; justify-content: space-around;"> <div style="border: 1px solid black; border-radius: 50%; width: 60px; height: 60px; display: flex; align-items: center; justify-content: center; font-size: 24px;">o</div> <div style="border: 1px solid black; border-radius: 50%; width: 60px; height: 60px; display: flex; align-items: center; justify-content: center; font-size: 24px;">p</div> <div style="border: 1px solid black; border-radius: 50%; width: 60px; height: 60px; display: flex; align-items: center; justify-content: center; font-size: 24px;">fl</div> </div> <div style="display: flex; justify-content: space-around; margin-top: 10px;"> <div style="border: 1px solid black; width: 60px; height: 60px;"></div> <div style="border: 1px solid black; width: 60px; height: 60px;"></div> <div style="border: 1px solid black; width: 60px; height: 60px;"></div> </div>
5		<div style="display: flex; justify-content: space-around;"> <div style="border: 1px solid black; border-radius: 50%; width: 60px; height: 60px; display: flex; align-items: center; justify-content: center; font-size: 24px;">cr</div> <div style="border: 1px solid black; border-radius: 50%; width: 60px; height: 60px; display: flex; align-items: center; justify-content: center; font-size: 24px;">p</div> <div style="border: 1px solid black; border-radius: 50%; width: 60px; height: 60px; display: flex; align-items: center; justify-content: center; font-size: 24px;">o</div> </div> <div style="display: flex; justify-content: space-around; margin-top: 10px;"> <div style="border: 1px solid black; width: 60px; height: 60px;"></div> <div style="border: 1px solid black; width: 60px; height: 60px;"></div> <div style="border: 1px solid black; width: 60px; height: 60px;"></div> </div>
6		<div style="display: flex; justify-content: space-around;"> <div style="border: 1px solid black; border-radius: 50%; width: 60px; height: 60px; display: flex; align-items: center; justify-content: center; font-size: 24px;">p</div> <div style="border: 1px solid black; border-radius: 50%; width: 60px; height: 60px; display: flex; align-items: center; justify-content: center; font-size: 24px;">o</div> <div style="border: 1px solid black; border-radius: 50%; width: 60px; height: 60px; display: flex; align-items: center; justify-content: center; font-size: 24px;">ch</div> </div> <div style="display: flex; justify-content: space-around; margin-top: 10px;"> <div style="border: 1px solid black; width: 60px; height: 60px;"></div> <div style="border: 1px solid black; width: 60px; height: 60px;"></div> <div style="border: 1px solid black; width: 60px; height: 60px;"></div> </div>
7		<div style="display: flex; justify-content: space-around;"> <div style="border: 1px solid black; border-radius: 50%; width: 60px; height: 60px; display: flex; align-items: center; justify-content: center; font-size: 24px;">b</div> <div style="border: 1px solid black; border-radius: 50%; width: 60px; height: 60px; display: flex; align-items: center; justify-content: center; font-size: 24px;">p</div> <div style="border: 1px solid black; border-radius: 50%; width: 60px; height: 60px; display: flex; align-items: center; justify-content: center; font-size: 24px;">o</div> </div> <div style="display: flex; justify-content: space-around; margin-top: 10px;"> <div style="border: 1px solid black; width: 60px; height: 60px;"></div> <div style="border: 1px solid black; width: 60px; height: 60px;"></div> <div style="border: 1px solid black; width: 60px; height: 60px;"></div> </div>
8		<div style="display: flex; justify-content: space-around;"> <div style="border: 1px solid black; border-radius: 50%; width: 60px; height: 60px; display: flex; align-items: center; justify-content: center; font-size: 24px;">o</div> <div style="border: 1px solid black; border-radius: 50%; width: 60px; height: 60px; display: flex; align-items: center; justify-content: center; font-size: 24px;">c</div> <div style="border: 1px solid black; border-radius: 50%; width: 60px; height: 60px; display: flex; align-items: center; justify-content: center; font-size: 24px;">p</div> </div> <div style="display: flex; justify-content: space-around; margin-top: 10px;"> <div style="border: 1px solid black; width: 60px; height: 60px;"></div> <div style="border: 1px solid black; width: 60px; height: 60px;"></div> <div style="border: 1px solid black; width: 60px; height: 60px;"></div> </div>









Write the letters in the correct order to make the word that matches the picture.

1		b p o	b	o	p
2		o c p			
3		cr p o			
4		p o ch			
5		dr p o			
6		o p fl			
7		o h p			
8		o p m			

UNSCRAMBLE the LETTERS Write the missing letter in the circle.
Write the letters in the correct order to make the word that matches the picture.

1		<div style="display: flex; justify-content: space-around;"> <div style="border: 1px solid black; border-radius: 50%; width: 60px; height: 60px; display: flex; align-items: center; justify-content: center;">m</div> <div style="border: 1px solid black; border-radius: 50%; width: 60px; height: 60px; display: flex; align-items: center; justify-content: center;">p</div> <div style="border: 1px solid black; border-radius: 50%; width: 60px; height: 60px; display: flex; align-items: center; justify-content: center;">o</div> </div> <div style="display: flex; justify-content: space-around; margin-top: 10px;"> <div style="border: 1px solid black; width: 60px; height: 60px; display: flex; align-items: center; justify-content: center;">m</div> <div style="border: 1px solid black; width: 60px; height: 60px; display: flex; align-items: center; justify-content: center;">o</div> <div style="border: 1px solid black; width: 60px; height: 60px; display: flex; align-items: center; justify-content: center;">p</div> </div>
2		<div style="display: flex; justify-content: space-around;"> <div style="border: 1px solid black; border-radius: 50%; width: 60px; height: 60px; display: flex; align-items: center; justify-content: center;">dr</div> <div style="border: 1px solid black; border-radius: 50%; width: 60px; height: 60px;"></div> <div style="border: 1px solid black; border-radius: 50%; width: 60px; height: 60px; display: flex; align-items: center; justify-content: center;">o</div> </div> <div style="display: flex; justify-content: space-around; margin-top: 10px;"> <div style="border: 1px solid black; width: 60px; height: 60px;"></div> <div style="border: 1px solid black; width: 60px; height: 60px;"></div> <div style="border: 1px solid black; width: 60px; height: 60px;"></div> </div>
3		<div style="display: flex; justify-content: space-around;"> <div style="border: 1px solid black; border-radius: 50%; width: 60px; height: 60px; display: flex; align-items: center; justify-content: center;">o</div> <div style="border: 1px solid black; border-radius: 50%; width: 60px; height: 60px; display: flex; align-items: center; justify-content: center;">p</div> <div style="border: 1px solid black; border-radius: 50%; width: 60px; height: 60px;"></div> </div> <div style="display: flex; justify-content: space-around; margin-top: 10px;"> <div style="border: 1px solid black; width: 60px; height: 60px;"></div> <div style="border: 1px solid black; width: 60px; height: 60px;"></div> <div style="border: 1px solid black; width: 60px; height: 60px;"></div> </div>
4		<div style="display: flex; justify-content: space-around;"> <div style="border: 1px solid black; border-radius: 50%; width: 60px; height: 60px;"></div> <div style="border: 1px solid black; border-radius: 50%; width: 60px; height: 60px; display: flex; align-items: center; justify-content: center;">h</div> <div style="border: 1px solid black; border-radius: 50%; width: 60px; height: 60px; display: flex; align-items: center; justify-content: center;">p</div> </div> <div style="display: flex; justify-content: space-around; margin-top: 10px;"> <div style="border: 1px solid black; width: 60px; height: 60px;"></div> <div style="border: 1px solid black; width: 60px; height: 60px;"></div> <div style="border: 1px solid black; width: 60px; height: 60px;"></div> </div>
5		<div style="display: flex; justify-content: space-around;"> <div style="border: 1px solid black; border-radius: 50%; width: 60px; height: 60px; display: flex; align-items: center; justify-content: center;">b</div> <div style="border: 1px solid black; border-radius: 50%; width: 60px; height: 60px;"></div> <div style="border: 1px solid black; border-radius: 50%; width: 60px; height: 60px; display: flex; align-items: center; justify-content: center;">o</div> </div> <div style="display: flex; justify-content: space-around; margin-top: 10px;"> <div style="border: 1px solid black; width: 60px; height: 60px;"></div> <div style="border: 1px solid black; width: 60px; height: 60px;"></div> <div style="border: 1px solid black; width: 60px; height: 60px;"></div> </div>
6		<div style="display: flex; justify-content: space-around;"> <div style="border: 1px solid black; border-radius: 50%; width: 60px; height: 60px; display: flex; align-items: center; justify-content: center;">o</div> <div style="border: 1px solid black; border-radius: 50%; width: 60px; height: 60px;"></div> <div style="border: 1px solid black; border-radius: 50%; width: 60px; height: 60px; display: flex; align-items: center; justify-content: center;">p</div> </div> <div style="display: flex; justify-content: space-around; margin-top: 10px;"> <div style="border: 1px solid black; width: 60px; height: 60px;"></div> <div style="border: 1px solid black; width: 60px; height: 60px;"></div> <div style="border: 1px solid black; width: 60px; height: 60px;"></div> </div>
7		<div style="display: flex; justify-content: space-around;"> <div style="border: 1px solid black; border-radius: 50%; width: 60px; height: 60px; display: flex; align-items: center; justify-content: center;">cr</div> <div style="border: 1px solid black; border-radius: 50%; width: 60px; height: 60px; display: flex; align-items: center; justify-content: center;">p</div> <div style="border: 1px solid black; border-radius: 50%; width: 60px; height: 60px;"></div> </div> <div style="display: flex; justify-content: space-around; margin-top: 10px;"> <div style="border: 1px solid black; width: 60px; height: 60px;"></div> <div style="border: 1px solid black; width: 60px; height: 60px;"></div> <div style="border: 1px solid black; width: 60px; height: 60px;"></div> </div>
8		<div style="display: flex; justify-content: space-around;"> <div style="border: 1px solid black; border-radius: 50%; width: 60px; height: 60px; display: flex; align-items: center; justify-content: center;">p</div> <div style="border: 1px solid black; border-radius: 50%; width: 60px; height: 60px; display: flex; align-items: center; justify-content: center;">o</div> <div style="border: 1px solid black; border-radius: 50%; width: 60px; height: 60px;"></div> </div> <div style="display: flex; justify-content: space-around; margin-top: 10px;"> <div style="border: 1px solid black; width: 60px; height: 60px;"></div> <div style="border: 1px solid black; width: 60px; height: 60px;"></div> <div style="border: 1px solid black; width: 60px; height: 60px;"></div> </div>

Read and Write! Write the missing letter in the circle.
Write the letters in the correct order to make the word that matches the picture.

1		<input type="text"/>	<input type="text" value="o"/>	<input type="text" value="p"/>	_____
2		<input type="text" value="b"/>	<input type="text"/>	<input type="text" value="p"/>	_____
3		<input type="text" value="ch"/>	<input type="text"/>	<input type="text" value="p"/>	_____
4		<input type="text" value="cr"/>	<input type="text" value="o"/>	<input type="text" value="p"/>	_____
5		<input type="text" value="c"/>	<input type="text" value="o"/>	<input type="text" value="p"/>	_____
6		<input type="text" value="m"/>	<input type="text"/>	<input type="text" value="p"/>	_____
7		<input type="text" value="c"/>	<input type="text" value="o"/>	<input type="text"/>	_____
8		<input type="text"/>	<input type="text" value="o"/>	<input type="text" value="p"/>	_____

Say it! Build it! Write! Color the letters that spell the picture's name. Write the word on the line.

bop

hop

cop

crop

mop

chop

flop

drop



t	b	b	o	e	p	m
---	---	---	---	---	---	---

2



dr	v	u	o	nd	i	p
----	---	---	---	----	---	---

3



h	t	s	e	f	o	p
---	---	---	---	---	---	---

4



j	c	k	o	o	p	r
---	---	---	---	---	---	---

5



fl	p	l	n	o	s	p
----	---	---	---	---	---	---

6



r	cr	q	n	o	p	h
---	----	---	---	---	---	---

7



fl	m	n	o	s	p	r
----	---	---	---	---	---	---

8



h	tr	k	ch	sn	o	p
---	----	---	----	----	---	---

Say it! Build it! Write it! Color the letters that spell the picture's name. Write the word on the line.

bop

hop

flop


drop

mop


cop

crop

chop

1 

dr	v	l	fl	i	o	p
----	---	---	----	---	---	---

2 

h	t	s	o	f	ch	p
---	---	---	---	---	----	---

3 


t	b	b	o	e	p	m
---	---	---	---	---	---	---

4 


m	v	n	o	tr	p	r
---	---	---	---	----	---	---

5 


h	pl	k	ch	s	o	p
---	----	---	----	---	---	---

6 

j	c	k	o	o	p	r
---	---	---	---	---	---	---

7 

fl	p	l	sh	o	s	p
----	---	---	----	---	---	---

8 

r	cr	q	wh	o	p	h
---	----	---	----	---	---	---

Draw a line to match the letters.

Write the words two times each.



1.

b	e	p
n	o	g



2.

t	o	b
cr	o	p



3.

n	o	p
h	u	p



4.

m	o	p
t	o	s



5.

c	o	m
h	u	p



6.

fl	a	k
a	o	p



7.

fr	e	p
dr	o	n



8.


d	o	s
ch	o	p

SEE - SAY - CUT - PASTE - READ

op set 1


Cut out the letters. Glue them under the pictures to spell the words correctly.

1.




--	--	--

2.




--	--	--

3.



--	--	--

4.



--	--	--

o	o	o	o	p	p
p	p	m	c	ch	cr




SEE - SAY - CUT - PASTE - READ

op set 2


Cut out the letters. Glue them under the pictures to spell the words correctly.

1.




--	--	--

2.




--	--	--

3.



--	--	--

4.



--	--	--

o	o	o	o	p	p
p	p	fl	dr	b	h



Trace

write

color

hop

hop

Trace

write

color

mop

mop

Trace

write

color

cop

cop

Trace

write

color

crop

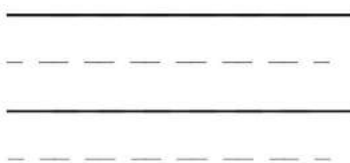
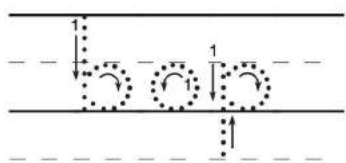
crop

Write a sentence of your own using some words from above.

Trace

write

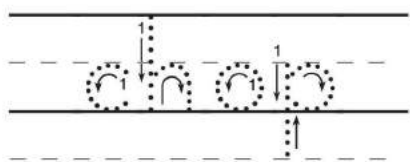
color



Trace

write

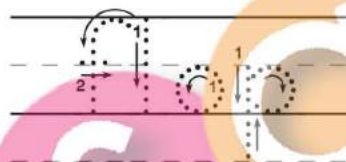
color



Trace

write

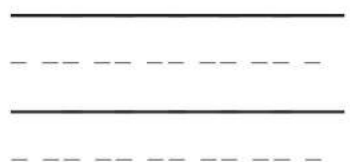
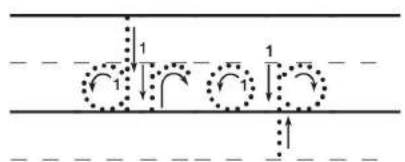
color



Trace

write

color



Write a sentence of your own using some words from above.

SENTENCE BUILDING



The crop can grow well.



It is a drop of water.

Cut out the words and paste them in the boxes above to make a sentence. Then, write your sentence on the line.



can	crop	well	The	grow	.	
drop	is	It	of	a	water	.


SENTENCE BUILDING



I can play and bop.



The fish can flip and flop.

Cut out the words and paste them in the boxes above to make a sentence. Then, write your sentence on the line. 

play	and	I	can	bop	.	
fish	flip	and	The	flop	can	.

SENTENCE BUILDING



I can hop and play.



I have a mop to wash.

Cut out the words and paste them in the boxes above to make a sentence. Then, write your sentence on the line.



hop	can	I	and	play	.	
mop	have	a	I	to	wash	.

SENTENCE BUILDING



The cop is very good.



I chop the onion.

Cut out the words and paste them in the boxes above to make a sentence. Then, write your sentence on the line.



very	cop	is	The	good	.
chop	I	the	onion	.	.



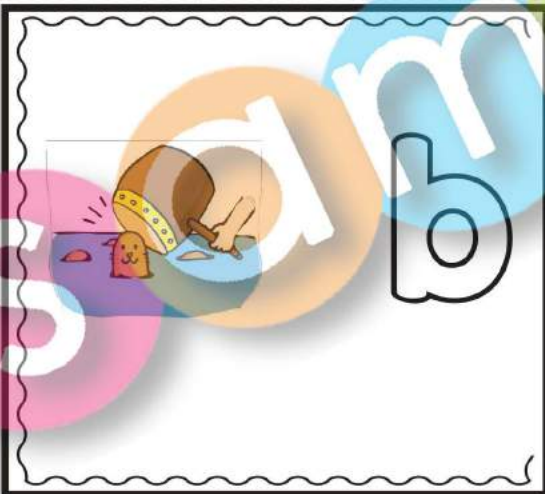
Let's Read the op Words

Directions: To assemble your flip-book reader, cut out all the boxes along the dashed-black lines. Attach the smaller boxes on top of each other by stapling them to the shaded gray area indicated. The top box has the word "Name" on it.



Bottom of Book

op e





cr



ch



dr



fl

s

a

m

p

e

i

l

Directions: Cut out the letters and build the words to match the pictures.

See It! Build It!



o

o

o



o

o

o



p

p

p



p

p

p



o

o

o



p

p

p



dr

o

o



fl

p

p

Directions: Draw and write two of your own /op/ words in the boxes below.

Blank box for drawing and writing a word.

Blank box for drawing and writing a word.

Blank box for drawing and writing a word.

Blank box for drawing and writing a word.

Blank box for drawing and writing a word.

Blank box for drawing and writing a word.

Blank box for drawing and writing a word.

Blank box for drawing and writing a word.

o o o o o o p p p p p p b

cr

m

c

h

ch

Directions: Read the sentence and match the picture to it.

Match It!


Set 1

1



I can hop and play.

2



I have a mop to wash.

3



The cop is very good.

4



I chop the onion.

5



Directions: Draw and write your own /op/ word sentence.



Directions: Read the sentence and match the picture to it.

Match It!


Set 2

1



The crop can grow well.

2



It is a drop of water.

3



I can play and bop.

4




The fish can flip and flop.

5



Directions: Draw and write your own /op/ word sentence.



Directions: Read the sentence and write the missing word in the blank. Use the pictures to help you.

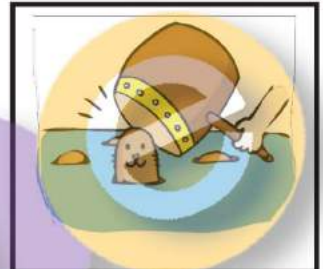
Set 1

FILL IT!

1 I clean with a _____.



2 It is my turn to _____.



3 Farmers grow the _____.



4 I can _____ up and down.



5 Directions: Draw and write your own /op/ word sentence.



bop hop mop crop

Set 2


Directions: Read the sentence and write the missing word in the blank. Use the pictures to help you.

FILL IT!

1 The water _____ falls down.



2 It goes _____ in the water.



3 I _____ when I cook.



4 I want to be a _____.



5 Directions: Draw and write your own /op/ word sentence.



flop drop chop cop

Directions: Trace the words
and draw a matching picture.

op DRAW IT!

bop

mop

hop

pop

crop

top

mop


crop

drop

chop

cop

hop



Directions: Look at the pictures and write the word that matches.

op WRITE IT!


















Directions: Draw and write your own /op/ words.









Directions: Circle the words that belong with the /op/ word family.

CIRCLE IT!

bop



bot

hop

cot

chop

dot

hop

got

flop

hot

mop

drop

cop

pot

not

bop

crop

Directions: Draw a line to connect the picture with the word it matches.

CONNECT IT

a



b



c



d



e



f



g



h



1. flop

2. hop

3. bop

4. drop

5. cop

6. crop

7. chop

8. mop

damp

Choose words from today's lesson. Write and draw them below.

<p>1.</p> <p>Word: _____</p> <p>_____</p> <p>_____</p>	<p>2.</p> <p>Word: _____</p> <p>_____</p> <p>_____</p>
<p>3.</p> <p>Word: _____</p> <p>_____</p> <p>_____</p>	<p>4.</p> <p>Word: _____</p> <p>_____</p> <p>_____</p>

Choose words from today's lesson. Write and draw them below.

<p>1.</p> <p>Word: _____</p> <p>_____</p> <p>_____</p>	<p>2.</p> <p>Word: _____</p> <p>_____</p> <p>_____</p>
<p>3.</p> <p>Word: _____</p> <p>_____</p> <p>_____</p>	<p>4.</p> <p>Word: _____</p> <p>_____</p> <p>_____</p>

Draw and write a story using as many words from the right as you can!



Handwriting practice lines with a large 'sample' watermark. The lines consist of a solid top line, a dashed middle line, and a solid bottom line. The word 'sample' is written across the lines in large, colorful letters: 's' (pink), 'a' (orange), 'm' (blue), 'p' (green), 'l' (purple), 'e' (yellow).



bop



hop



drop



flop



mop



crop



cop



chop

Draw and write two sentences using some of the words to the right.



bop



hop



drop



flop



mop



crop










cop



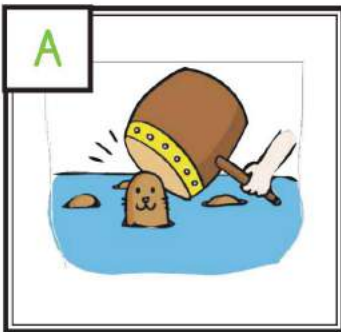
chop

Sample

Circle the correct word and write it on the line. Add a full-stop period to each sentence.

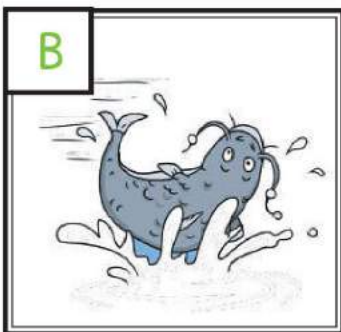

1.		bop hop	_____ over the pit
2.		hop cop	The _____ can help
3.		flop crop	The _____ is big
4.		crop drop	I need _____
5.		drop chop	I _____ quickly
6.		chop mop	Take the _____
7.		mop bop	I can _____

Match the pictures to their sentences by writing the correct letters in the box.




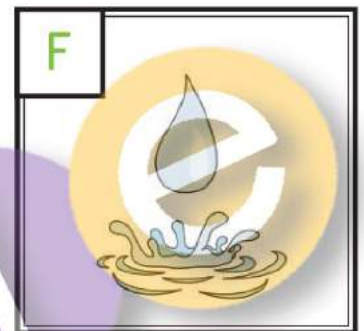
The crop can grow well.

It is a drop of water.




I can play and bop.

The fish can flip and flop.




I can hop and play.

I have a mop to wash.


















The cop is very good.

I chop the onion.



Write a great sentence of your own on the lines below.

Use the word box to help you answer each question or statement below.

<p>1. It is my turn to ____.</p>  <p>_____</p>	<p>2. I clean with a ____.</p>  <p>_____</p>	<p>3. I want to be a ____.</p>  <p>_____</p>	<p>4. I ____ when I cook.</p>  <p>_____</p>
<p>5. I can ____ up and down.</p>  <p>_____</p>	<p>6. It goes ____ in the water.</p>  <p>_____</p>	<p>7. Farmers grow the ____.</p>  <p>_____</p>	<p>8. The water ____ falls down.</p>  <p>_____</p>
<p style="text-align: center;">Word Box</p> <div style="display: flex; justify-content: space-around; align-items: flex-start;"> <div style="text-align: center;">  hop  hop </div> <div style="text-align: center;">  mop  flop </div> <div style="text-align: center;">  cop  crop </div> <div style="text-align: center;">  chop  drop </div> </div>			

Use words from above and write a great sentence of your own on the lines below.

Cut and paste the words on the right in alphabet order.

Cut & Paste



drop



bop



hop



cop



mop



chop



crop



Sample

Cut and paste the pictures. Then, write each word 2 times each.

Cut & Paste

hop

hop

bop

bop

chop

chop

cop

cop

flop

flop

mop

mop

crop

crop



Cut & Paste

Cut and paste the pictures. Then, write each word 2 times each.

hop

hop

bop

bop

chop

chop

cop

cop

drop

drop

mop

mop

crop

crop



Sort the words to make a great sentence on the lines below.

bop

is



It

game.

www.PhonicsGarden.com

Write a sentence of your own about the picture.

Sort the words to make a great sentence on the lines below.

fell

flop.



He

with

www.PhonicsGarden.com

Write a sentence of your own about the picture.

Sort the words to make a great sentence on the lines below.

He

doing



hop

overs.

likes

www.PhonicsGarden.com

Write a sentence of your own about the picture.

Sort the words to make a great sentence on the lines below.

see

drop

a



I

the

on

window.

www.PhonicsGarden.com

Write a sentence of your own about the picture.

Sort the words to make a great sentence on the lines below.

Farmers



sell

the

crop.

www.PhonicsGarden.com

Write a sentence of your own about the picture.

Sort the words to make a great sentence on the lines below.

chop

I

I



when

onions.

cry

Write a sentence of your own about the picture.

Sort the words to make a great sentence on the lines below.

for

mop



The

is

cleaning.

www.PhonicsGarden.com

Write a sentence of your own about the picture.

Sort the words to make a great sentence on the lines below.

He

cop



wears

uniform.

www.PhonicsGarden.com

Write a sentence of your own about the picture.

I Say, Spell, Cut and Paste

op
Word Spelling

Say, Trace, Cut & Paste, and Spell each picture word correctly.



--	--

www.PhonicsGarden.com



--	--



--	--

--	--

Trace on the inside of the letters. Then cut them out and glue them down to spell the pictures above.

ch	cr	op	op
c	m	op	op



I Say, Spell, Cut and Paste

op
Word Spelling

Say, Trace, Cut & Paste, and Spell each picture word correctly.



--	--

www.PhonicsGarden.com



	e
--	---



--	--












--	--

Trace on the inside of the letters. Then cut them out and glue them down to spell the pictures above.

dr	b	op	op
fl	h	op	op



Look at each picture. Circle the correct word..

<p>1</p>  <p>bop chop drop</p>	<p>2</p>  <p>flop drop crop</p>	<p>3</p>  <p>crop hop cop</p>
<p>4</p>  <p>cop drop hop</p>	<p>5</p>  <p>bop crop flop</p>	<p>6</p>  <p>mop bop cop</p>
<p>7</p>  <p>mop crop flop</p>	<p>8</p>  <p>chop crop cop</p>	<p>9</p>  <p>drop flop cop</p>
<p>ready to He is flop.</p>		

Sort the words above to make a great sentence below.


See, Say, and Spell - Word Family - op

Write in the missing letters for the word family words below. How many word family /op/ words did you find?

Write the correct letter blend to complete the words below.



___op



___ot



___op



___op



___ot



___op

•
___ot



___op



___ot



___op



___ot



___ot



___op


















___ot



___op

See, Say, and Spell - Word Family - Op

Write the missing letters to complete the words below.

bop cop mop chop drop hop flop crop		
 c _____	 b _____	 m _____
 ch _____	 d _____	 cr _____
 g _____	 dr _____	 h _____
 h _____	 p _____	 n _____
 fl _____	 c _____	 b _____



MEMORY GAME



 <p>www.PhonicsGarden.com</p>	 <p>www.PhonicsGarden.com</p>	 <p>www.PhonicsGarden.com</p>
 <p>www.PhonicsGarden.com</p>	 <p>www.PhonicsGarden.com</p>	 <p>www.PhonicsGarden.com</p>
 <p>www.PhonicsGarden.com</p>	 <p>www.PhonicsGarden.com</p>	 <p>www.PhonicsGarden.com</p>

MEMORY GAME



 <p>www.PhonicsGarden.com</p>	 <p>www.PhonicsGarden.com</p>	 <p>www.PhonicsGarden.com</p>
 <p>www.PhonicsGarden.com</p>	 <p>www.PhonicsGarden.com</p>	 <p>www.PhonicsGarden.com</p>
 <p>www.PhonicsGarden.com</p>	<p>www.PhonicsGarden.com</p>	<p>www.PhonicsGarden.com</p>

MEMORY GAME



bop

www.PhonicsGarden.com

bop

www.PhonicsGarden.com

flop

www.PhonicsGarden.com

flop

www.PhonicsGarden.com

hop

www.PhonicsGarden.com

hop

www.PhonicsGarden.com

drop

www.PhonicsGarden.com

drop

www.PhonicsGarden.com

crop

www.PhonicsGarden.com

MEMORY GAME



<p>crop</p> <p>www.PhonicsGarden.com</p>	<p>chop</p> <p>www.PhonicsGarden.com</p>	<p>chop</p> <p>www.PhonicsGarden.com</p>
<p>mop</p> <p>www.PhonicsGarden.com</p>	<p>mop</p> <p>www.PhonicsGarden.com</p>	<p>cop</p> <p>www.PhonicsGarden.com</p>
<p>cop</p> <p>www.PhonicsGarden.com</p>	<p>www.PhonicsGarden.com</p>	<p>www.PhonicsGarden.com</p>

FLASH CARDS




bop

www.PhonicsGarden.com



bop

www.PhonicsGarden.com




flop

www.PhonicsGarden.com




flop

www.PhonicsGarden.com




hop

www.PhonicsGarden.com



hop

www.PhonicsGarden.com




drop

www.PhonicsGarden.com



drop

www.PhonicsGarden.com



crop

www.PhonicsGarden.com

FLASH CARDS



crop

www.PhonicsGarden.com



chop

www.PhonicsGarden.com



chop

www.PhonicsGarden.com



mop

www.PhonicsGarden.com



mop

www.PhonicsGarden.com



cop

www.PhonicsGarden.com



cop

www.PhonicsGarden.com

www.PhonicsGarden.com

www.PhonicsGarden.com