


Spin and Spell

Spin the spinner. Spell and write the **gr** word.




grumpy	green	growl	graph	grub	grain
_____	_____	_____	_____	_____	_____
_____	_____	_____	_____	_____	_____
_____	_____	_____	_____	_____	_____
_____	_____	_____	_____	_____	_____
_____	_____	_____	_____	_____	_____
_____	_____	_____	_____	_____	_____
_____	_____	_____	_____	_____	_____
_____	_____	_____	_____	_____	_____

Which **gr** word did you spin on and write the most? Write it again here!

Spin and Build

gr



Hint: Use a paperclip as your spinner.

Spin a picture.
Cut and paste the letters to build
the matching words.



--	--	--



--	--	--



--	--	--



--	--	--



--	--	--



--	--	--

Write your words on the lines.

grumpy

green

growl

graph

grub


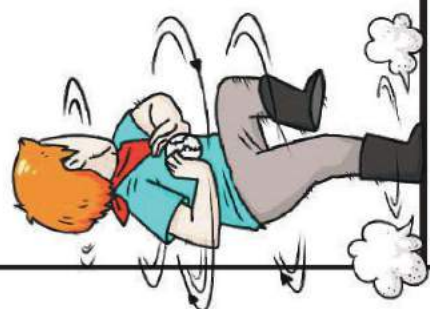
grain

um	ee	ow	a	u	ai	gr	gr	gr
gr	gr	gr	ph	b	l	n	p	n

Spin, Color, and Win!

Each player takes a turn to spin a picture and color the matching word.
 First player to color all words wins the game.

Set One



gr

player 1

player 2

grumpy	grub	graph
green	grumpy	grumpy
grumpy	grub	green
green	grumpy	grub
grumpy	growl	green

grain	green	grain
growl	grub	growl
growl	graph	green
grub	green	grub
graph	graph	grain


Make Your Own: #1

Spin, Color, and Win!

Each player takes a turn to spin a picture and color the matching word.
First player to color all words wins the game.



player 1



player 2



Make Your Own: #2

Spin, Color, and Win!

Each player takes a turn to spin a picture and color the matching word.
First player to color all words wins the game.



player 1




player 2





grumpy



grain

green



grub

graph




growl

grill



grass



gr een



www.PhonicsGarden.com

gr owl



www.PhonicsGarden.com

gr aph




www.PhonicsGarden.com

gr ub



www.PhonicsGarden.com

gr ass



www.PhonicsGarden.com

gr ill




www.PhonicsGarden.com

gr umpy



www.PhonicsGarden.com

gr ain



www.PhonicsGarden.com

Draw and write your own word puzzles on this page.



Blank word puzzle grid with a dashed outline and a vertical zigzag cut line. The website address www.PhonicsGarden.com is printed in the bottom right corner.



Word puzzle grid with a dashed outline and a vertical zigzag cut line. The word "Sample" is written across the grid in large, colorful, 3D-style letters: 'S' (pink), 'a' (orange), 'm' (blue), 'p' (green), 'l' (purple), and 'e' (yellow). The website address www.PhonicsGarden.com is printed in the bottom right corner.

Word puzzle grid with a dashed outline and a vertical zigzag cut line. The word "Sample" is written across the grid in large, colorful, 3D-style letters: 'S' (pink), 'a' (orange), 'm' (blue), 'p' (green), 'l' (purple), and 'e' (yellow). The website address www.PhonicsGarden.com is printed in the bottom right corner.

Blank word puzzle grid with a dashed outline and a vertical zigzag cut line. The website address www.PhonicsGarden.com is printed in the bottom right corner.

Draw and write your own word puzzles on this page.



A large rectangular area with a dashed border, divided into two vertical sections. The left section contains a dashed outline of a word puzzle. The right section contains a dashed outline of a word puzzle and the text www.PhonicsGarden.com.

A large rectangular area with a dashed border, divided into two vertical sections. The left section contains a dashed outline of a word puzzle. The right section contains a dashed outline of a word puzzle and the text www.PhonicsGarden.com. A large, colorful word puzzle "Sample" is overlaid across the middle of this section, with each letter in a different colored circle: 'S' (pink), 'a' (orange), 'm' (light blue), 'p' (light green), 'l' (purple), and 'e' (yellow).

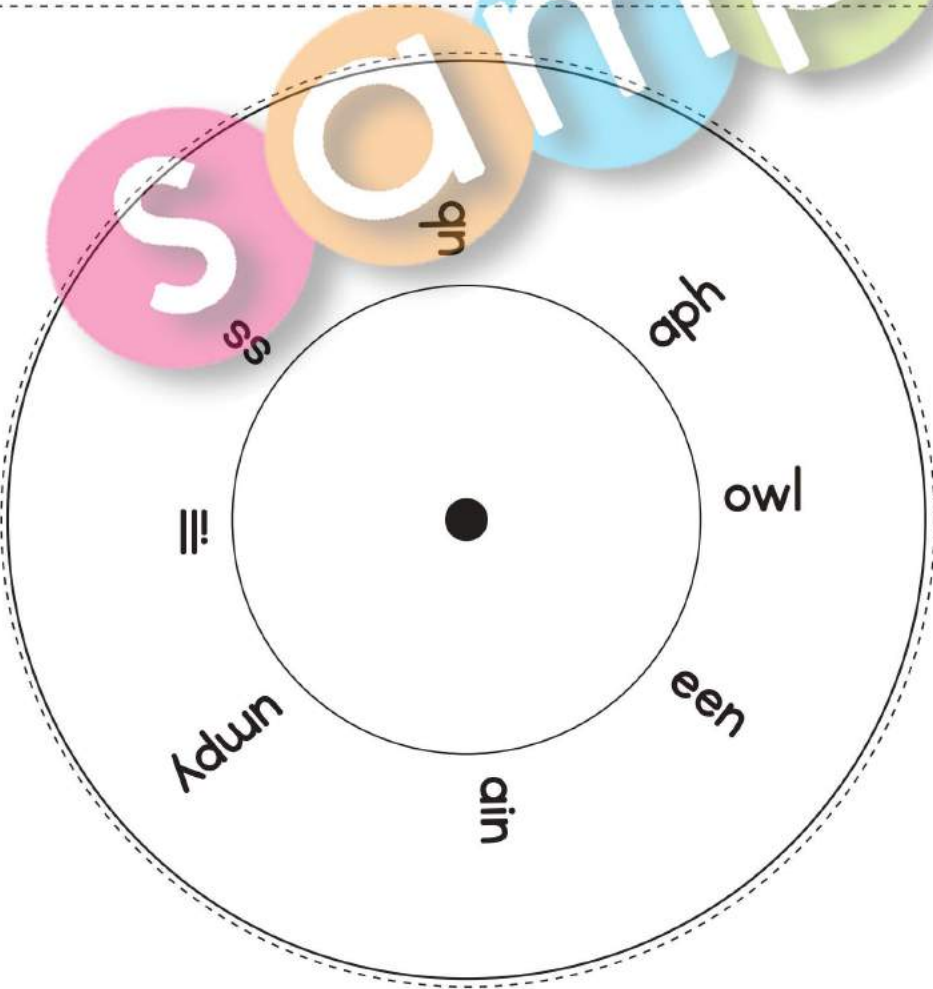
A large rectangular area with a dashed border, divided into two vertical sections. The left section contains a dashed outline of a word puzzle. The right section contains a dashed outline of a word puzzle and the text www.PhonicsGarden.com. A large, colorful word puzzle "Sample" is overlaid across the middle of this section, with each letter in a different colored circle: 'S' (pink), 'a' (orange), 'm' (light blue), 'p' (light green), 'l' (purple), and 'e' (yellow).

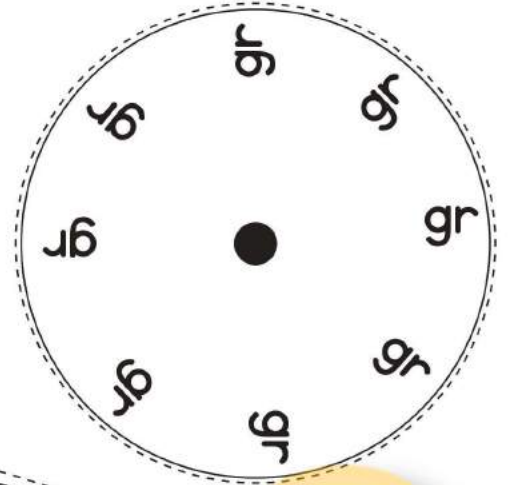
A large rectangular area with a dashed border, divided into two vertical sections. The left section contains a dashed outline of a word puzzle. The right section contains a dashed outline of a word puzzle and the text www.PhonicsGarden.com.

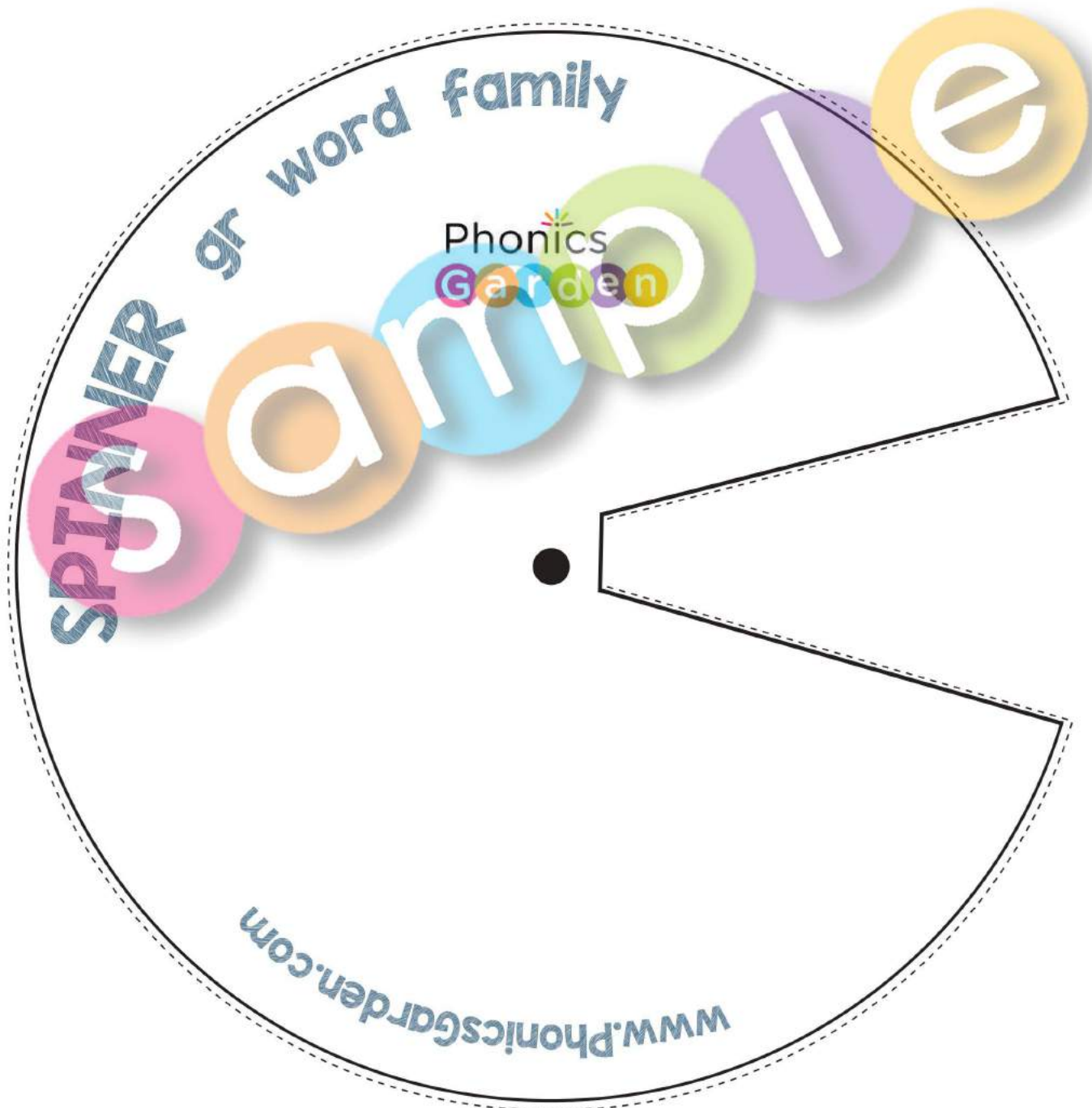
After you have finished assembling your word wheel, practice writing each word as you spin the wheel. Spin, read, and write your new words!

Write each word on your word-wheel 2 times each.

<hr/> <hr/> <hr/> <hr/> <hr/> <hr/> <hr/> <hr/>	<hr/> <hr/> <hr/> <hr/> <hr/> <hr/> <hr/> <hr/>	<hr/> <hr/> <hr/> <hr/> <hr/> <hr/> <hr/> <hr/>	<hr/> <hr/> <hr/> <hr/> <hr/> <hr/> <hr/> <hr/>
<hr/> <hr/> <hr/> <hr/> <hr/> <hr/> <hr/> <hr/>	<hr/> <hr/> <hr/> <hr/> <hr/> <hr/> <hr/> <hr/>	<hr/> <hr/> <hr/> <hr/> <hr/> <hr/> <hr/> <hr/>	<hr/> <hr/> <hr/> <hr/> <hr/> <hr/> <hr/> <hr/>









SPINNER gr word family

www.PhonicsGarden.com



A circular spinner divided into six segments, each containing a word from the 'gr' family and a corresponding illustration. The words are: 'grub' (with a caterpillar), 'grain' (with wheat stalks), 'grumpy' (with a grumpy boy), 'green' (with a green leafy vegetable), 'graph' (with a bar chart), and 'grub' (with a mole). The word 'grub' appears twice in the spinner.

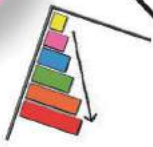
grub

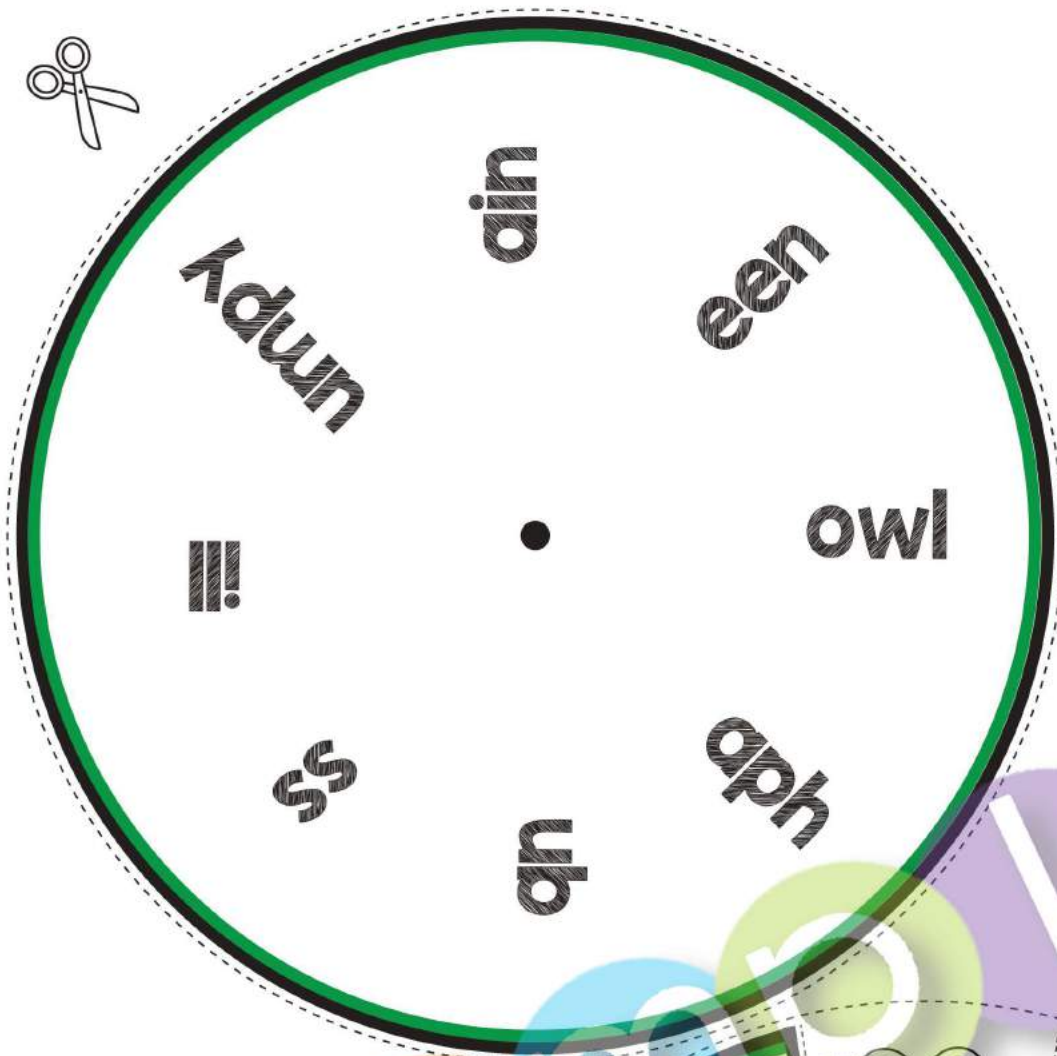
grub

grain

green

grumpy



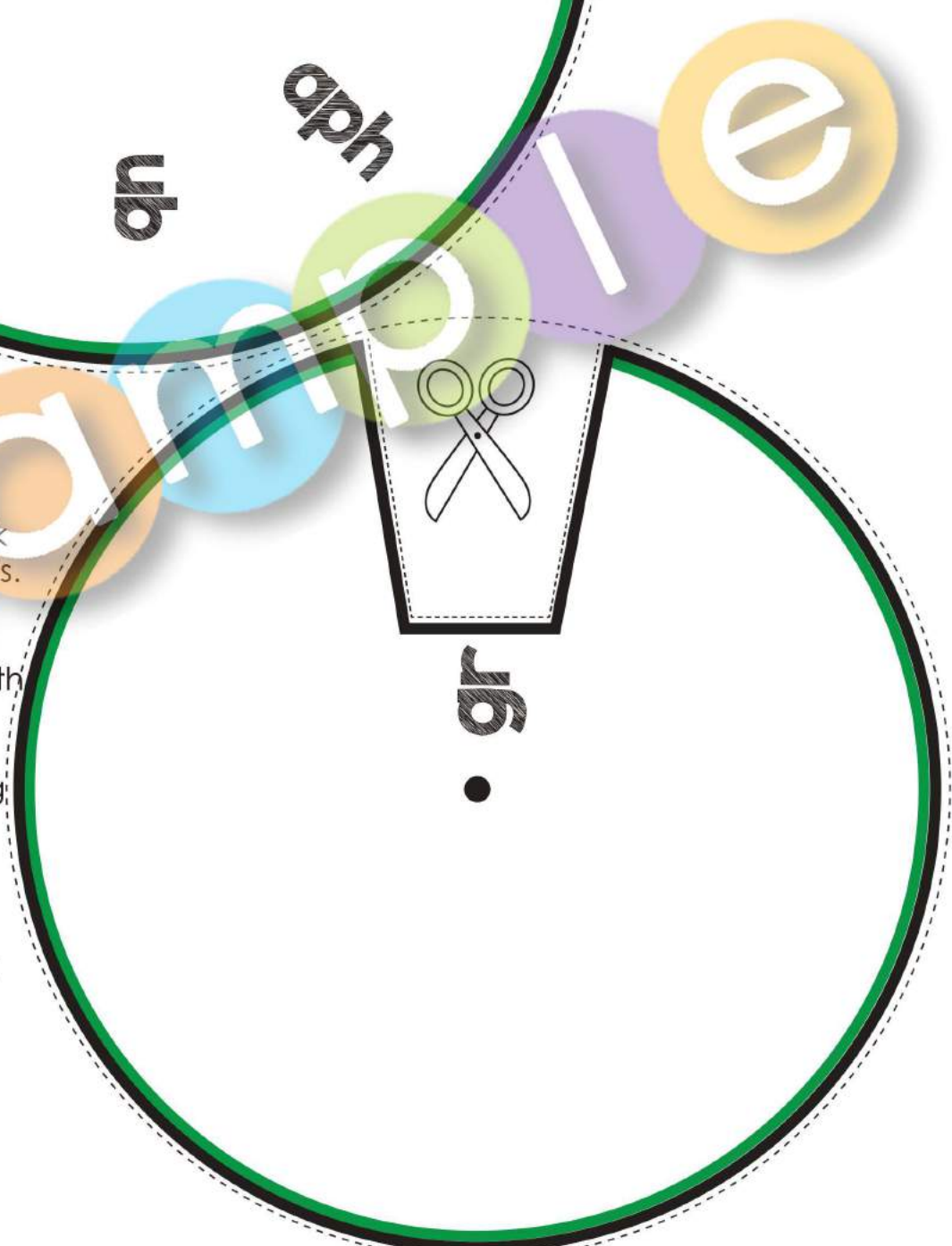


gr Words

Step 1: Print the word wheel on card stock paper for best results.

Step 2: Attach the front to the back with a bral paper fastener, paperclip, or another fastening object.

Step 3: Have your students spin the wheel to make and read the words.



Word Wheel

This Word Wheel will help your students practice reading. Moving the wheel will match the word with the picture clue.

Letter Blend Word Wheel

gr

Name: _____

www.PhonicsGarden.com

TOP

graph

grub

growl

grain

green

grumpy

BOTTOM

Instructions

1. Copy on to the white card stock
2. Cut out the two shapes on the dotted lines.
3. Place TOP wheel on the TOP of the BOTTOM wheel.
4. Insert split pin in the center.
5. Have students spin and read.

Cut out the words and pictures. Paste them down where they belong matching each word and picture.

gr


pr

grumpy

green

pray

price



graph

grain

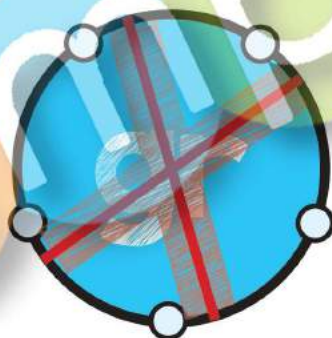
prowl

priest



Connect the /gr/ Letter Blend words with the **gr**.

Connect the words that are NOT part of the /gr/ Letter Blend with the **X**.


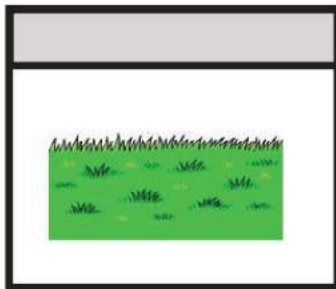


Practice writing your /gr/ words.



What
is in the


gr house?



When you are done cutting and pasting your words, finish the sentence below. Add a full-stop period.


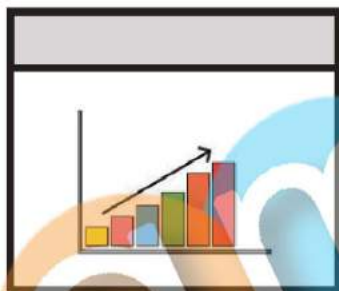


A _____, _____, _____ and
_____ are in the house

Write the missing letters below. Cut out the boxes and glue the top flap onto the matching picture. ✂






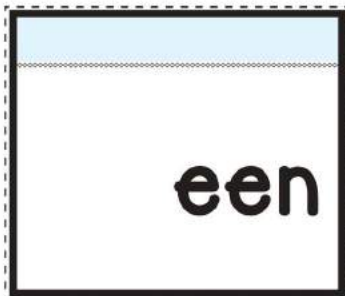
What
is in the
gr house?



When you are done cutting and pasting your words, finish the sentence below. Add a full-stop period.

A _____, _____, _____ and
_____, _____ are in the house

Write the missing letters below. Cut out the boxes and glue the top flap onto the matching picture. ✂



Cut out each of the puzzle pieces and glue them where they belong.

grumpy	glue piece here	green	glue piece here
--------	-----------------	-------	-----------------

grub	glue piece here	growl	glue piece here
------	-----------------	-------	-----------------

grain	glue piece here	graph	glue piece here
-------	-----------------	-------	-----------------

grill	glue piece here	grass	glue piece here
-------	-----------------	-------	-----------------

gr _____	glue piece here	gr _____	glue piece here
----------	-----------------	----------	-----------------

Scissors icon

Bear illustration

Grill illustration

Scissors icon

Caterpillar illustration

Grass illustration

Bar chart illustration

Wheat illustration


Boy illustration

Scissors icon


Grass illustration

Color the word box that goes with the picture.


Write the words below.

1 


graph	growl
-------	-------

2 


grain	growl
-------	-------

3 


grain	grass
-------	-------

4 


grass	grub
-------	------

5 


grub	grill
------	-------

6 

grumpy	graph
--------	-------

7 

grumpy	grill
--------	-------

8 

grass	green
-------	-------

1 _____

2 _____

3 _____

4 _____

5 _____

6 _____

7 _____

8 _____

Write the letters in the correct order to make the word that matches the picture.

1



ee

n

gr

2



ow

gr

l

3



a

gr

ph

4



i

gr

ll

5



ss

gr

a

6



gr

um

p

7



ai

gr

n

8



u

b

gr

Write the letters in the correct order to make the word that matches the picture.

1



l

gr

ow

2



ee

n

gr

3



i

gr

ll

4



gr

ai

n

5



gr

py

um

6



a

gr

ss

7



b

u

gr

8










ph









gr

a

UNSCRAMBLE the LETTERS Write the missing letter in the circle.
Write the letters in the correct order to make the word that matches the picture.


1		n	gr	ai	_____
2		gr		um	_____
3		i	gr		_____
4			ss	gr	_____
5		gr		b	_____
6		ph		gr	_____
7		ow	gr		_____
8		gr	n		_____

Read and Write! Write the missing letter in the circle.
Write the letters in the correct order to make the word that matches the picture.

1		<input type="text"/>	ee	n	_____
2		gr	<input type="text"/>	l	_____
3		gr	<input type="text"/>	ph	_____
4		gr	u	<input type="text"/>	_____
5		<input type="text"/>	a	ss	_____
6		gr	<input type="text"/>	ll	_____
7		gr	um	<input type="text"/>	_____
8		<input type="text"/>	ai	n	_____

Say it! Build it! Write! Color the letters that spell the picture's name. Write the word on the line.


grumpy green grain growl grub graph grill grass

1 

gr	oo	b	ee	ou	ld	n	nd
----	----	---	----	----	----	---	----

2 

gl	gr	ow	ai	i	oi	l	ck
----	----	----	----	---	----	---	----

3 


gr	a	b	nk	i	ph	mp	nk
----	---	---	----	---	----	----	----

4 


gr	ea	b	u	ch	d	b	ne
----	----	---	---	----	---	---	----

5 


tr	sl	oa	gr	a	d	nt	ss
----	----	----	----	---	---	----	----

6 

gr	ai	b	oo	m	p	i	ll
----	----	---	----	---	---	---	----

7 

fl	oi	gr	um	i	py	n	mp
----	----	----	----	---	----	---	----

8 


gr	c	ai	ou	i	oo	n	m
----	---	----	----	---	----	---	---

Say it! Build it! Write! Color the letters that spell the picture's name. Write the word on the line.

grumpy green grain growl grub graph grill grass



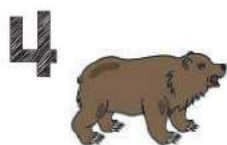
gr	oo	i	ai	ou	ld	ll	nd
----	----	---	----	----	----	----	----



gl	br	gr	ai	a	oi	ss	ck
----	----	----	----	---	----	----	----



gr	u	oa	nk	n	ee	mp	b
----	---	----	----	---	----	----	---




gr	ea	b	ow	l	d	ck	ne
----	----	---	----	---	---	----	----



tr	gr	oa	dr	a	d	nt	ph
----	----	----	----	---	---	----	----



sm	gr	t	um	a	py	nd	ch
----	----	---	----	---	----	----	----



fl	oi	gr	ai	i	oo	ch	n
----	----	----	----	---	----	----	---



gr	sn	ee	ou	i	oo	n	m
----	----	----	----	---	----	---	---

Draw a line to match the letters.

Write the words two times each.



1.

gr	ee	n
pr	ee	nt



2.

sl	ow	b
gr	o	l



3.

tr	ai	n
gr	oi	p




4.

gr	oy	py
fl	um	le



5.

gr	i	nd
sm	u	ll



6.

gr	ea	k
dr	a	ss



7.

fr	a	b
gr	u	sh



8.


pl	a	ch
gr	u	ph

SEE - SAY - CUT - PASTE - READ

gr set 1


Cut out the letters. Glue them under the pictures to spell the words correctly.

1.




--	--	--

2.




--	--	--

3.



--	--	--

4.



--	--	--

a	ee	ow	u	gr	gr
gr	gr	ph	l	b	n




SEE - SAY - CUT - PASTE - READ

gr set 2


Cut out the letters. Glue them under the pictures to spell the words correctly.

1.




--	--	--

2.




--	--	--

3.



--	--	--

4.



--	--	--

um	a	i	ai	gr	gr
gr	gr	ll	ss	p	n



Trace

write

color

green

green

Trace

write

color

grub

grub

Trace

write

color

grain

grain

Trace

write

color

growl

growl

Write a sentence of your own using some words from above.

Trace

write

color

grumpy

grumpy

Trace

write

color

graph

graph

Trace

write

color

grill

grill

Trace

write

color

grass

grass

Write a sentence of your own using some words from above.

SENTENCE BUILDING

Cows eat grass.





The meat is on the grill.

Cut out the words and paste them in the boxes above to make a sentence. Then, write your sentence on the line.



Cows	grass	eat	.		
The	is	on	meat	the	.

SENTENCE BUILDING



He is grumpy.



Grain is yellow.

Cut out the words and paste them in the boxes above to make a sentence. Then, write your sentence on the line.



	He	is	grumpy .
Grain		is	yellow .

SENTENCE BUILDING



I like green color.

The dog gave a low growl.

Cut out the words and paste them in the boxes above to make a sentence. Then, write your sentence on the line.



like

color

I

green .

The

low

geowl

a

gave

dog .

SENTENCE BUILDING



The graph is colorful.

Where's the grub?

Cut out the words and paste them in the boxes above to make a sentence. Then, write your sentence on the line.



graph	The	is	colorful	.
the	Where's	grub	?	

Let's Read the gr Words

Directions: To assemble your flip-book reader, cut out all the boxes along the dashed-black lines. Attach the smaller boxes on top of each other by stapling them to the shaded gray area indicated. The top box has the word "Name" on it.



Front Cover

Flip-Book Page 1 of 4

Back Page

Flip-Book

Name _____

My book of gr words.

Flip-Book

A

gr



A _____



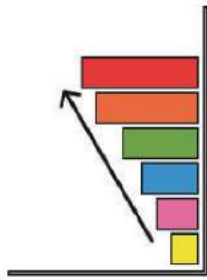
www.PhonicsGarden.com

A _____



www.PhonicsGarden.com

A _____



www.PhonicsGarden.com

A _____



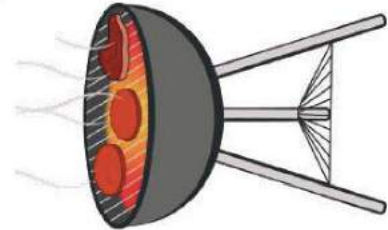
www.PhonicsGarden.com

A _____




www.PhonicsGarden.com

A _____



www.PhonicsGarden.com

A _____



www.PhonicsGarden.com

A _____



www.PhonicsGarden.com





B _____

ub

www.PhonicsGarden.com

B _____

ill

www.PhonicsGarden.com

B _____

ss

sample

www.PhonicsGarden.com

B _____

aph

www.PhonicsGarden.com

B _____

ain

www.PhonicsGarden.com

B _____

een

www.PhonicsGarden.com

After you have finished assembling your word wheel, practice writing each word as you spin the wheel. Spin, read, and write your new words!

Write each /gr/ word from your flip-book 2 times each.

grumpy

growl

grub

grill

graph

green

grain

grass



B _____

owl

www.PhonicsGarden.com









B _____

umpy

www.PhonicsGarden.com

Directions: Cut out the letters and build the words to match the pictures.

See It! Build It!

		o				ee	
			ph				
		a					ll
	gr	um			gr		n

Directions: Draw and write two of your own /gr/ words in the boxes below.

--	--	--	--	--	--	--	--

a u i ai py ss l n b gr gr gr gr

gr

gr

Directions: Read the sentence and match the picture to it.

Match It!

Set 1



Cows eat grass.



The meat is on the grill.



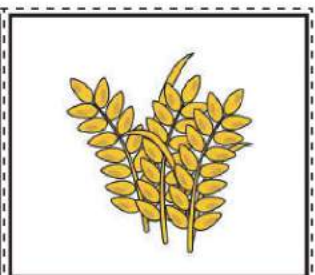
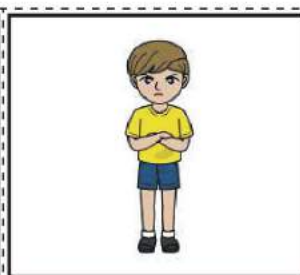

He is grumpy.



Grain is yellow.



Directions: Draw and write your own /gr/ word sentence.



Directions: Read the sentence and match the picture to it.

Match It!


Set 2

1



I like green color.

2



The dog gave a low growl.

3




The graph is colorful.

4



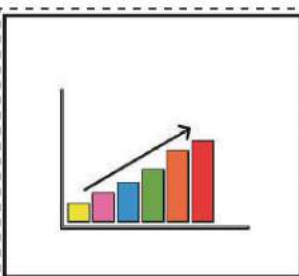



Where's the grub?

5



Directions: Draw and write your own /gr/ word sentence.



Directions: Read the sentence and write the missing word in the blank. Use the pictures to help you.

Set 1

FILL IT!

1 He made a _____.



2 That is a _____.



3 The dog _____s loudly.



4 The paint is _____.



5 Directions: Draw and write your own /gr/ word sentence.

graph

green


grub

growl

Directions: Read the sentence and write the missing word in the blank. Use the pictures to help you.

FILL IT!


1 The _____ is damp.



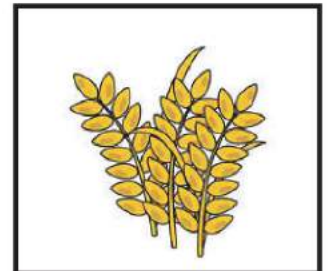
2 I will _____ some fish.



3 He is very _____.



4 _____ grows in a field.



5 Directions: Draw and write your own /gr/ word sentence.



grill grass grumpy grain

Directions: Trace the words
and draw a matching picture.

gr DRAW IT!

grumpy

grub

green

grate

growl

grill

grub


growl

grass

graph


grain


green





Directions: Look at the pictures and write the word that matches.


gr WRITE IT!




















Directions: Draw and write your own /gr/ words.









Directions: Circle the words that belong with the /gr/ Letter Blend.

CIRCLE IT!

grumpy



growl

green

grub

graph

grill

green

pray

grill

grass

grub

grass

grain

prowl

prince

grumpy

growl

Directions: Draw a line to connect the picture with the word it matches.

CONNECT IT

a



b



c



d



e



f



g



h



1. grill

2. green

3. grumpy

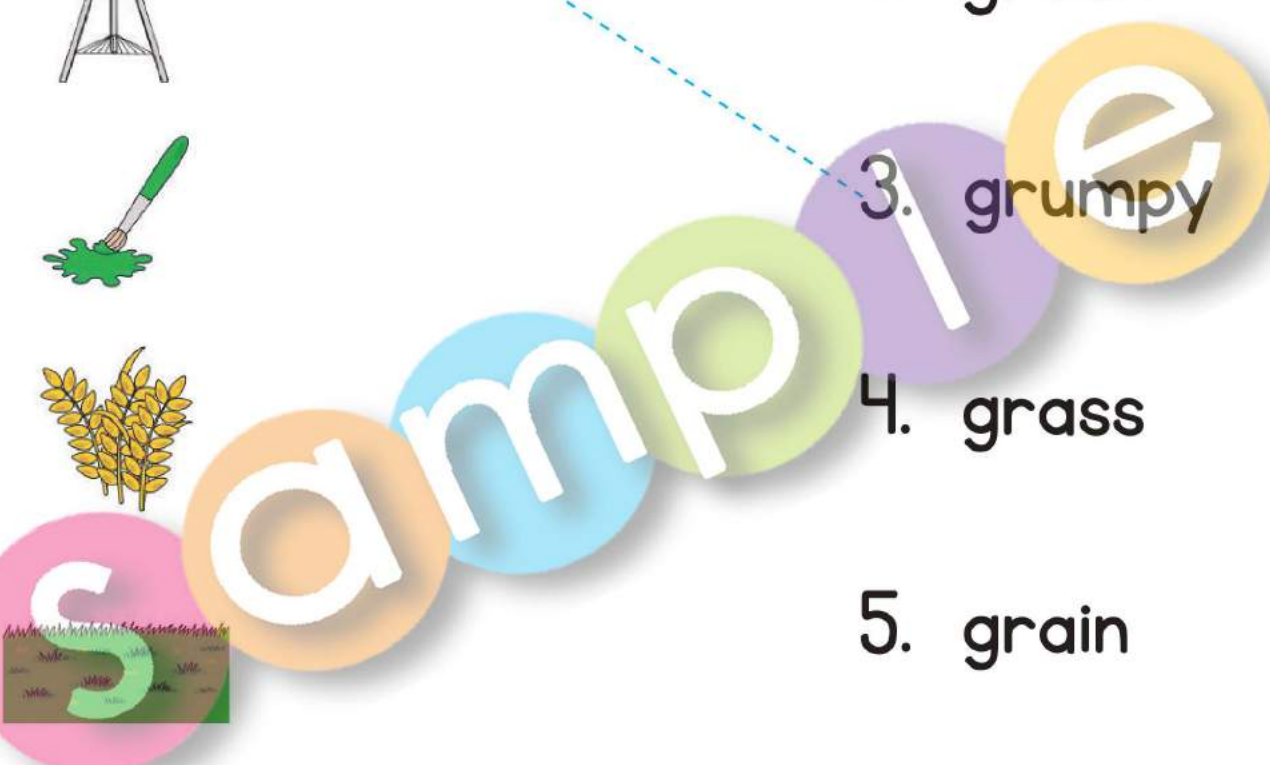
4. grass

5. grain










6. growl

7. graph

8. grub



Circle the correct word and write it on the line.

<p>1. </p> <p>grumpy green</p> <p>_____</p> <p>-----</p> <p>_____</p>	<p>2. </p> <p>grill growl</p> <p>_____</p> <p>-----</p> <p>_____</p>	<p>3. </p> <p>growl grub</p> <p>_____</p> <p>-----</p> <p>_____</p>
<p>4. </p> <p>green grain</p> <p>_____</p> <p>-----</p> <p>_____</p>	<p>5. </p> <p>growl grass</p> <p>_____</p> <p>-----</p> <p>_____</p>	<p>6. </p> <p>grain graph</p> <p>_____</p> <p>-----</p> <p>_____</p>
<p>7. </p> <p>grill grass</p> <p>_____</p> <p>-----</p> <p>_____</p>	<p>8. </p> <p>grumpy graph</p> <p>_____</p> <p>-----</p> <p>_____</p>	<p>9. </p> <p>grub green</p> <p>_____</p> <p>-----</p> <p>_____</p>
<p>paint The green. is</p>		

Sort the words above to make a complete sentence below.

Choose words from today's lesson. Write and draw them below.

<p>1.</p> <p>Word: _____</p> <p>_____</p> <p>_____</p>	<p>2.</p> <p>Word: _____</p> <p>_____</p> <p>_____</p>
<p>3.</p> <p>Word: _____</p> <p>_____</p> <p>_____</p>	<p>4.</p> <p>Word: _____</p> <p>_____</p> <p>_____</p>

Choose words from today's lesson. Write and draw them below.

<p>1.</p> <p>Word: _____</p> <p>_____</p> <p>_____</p>	<p>2.</p> <p>Word: _____</p> <p>_____</p> <p>_____</p>
<p>3.</p> <p>Word: _____</p> <p>_____</p> <p>_____</p>	<p>4.</p> <p>Word: _____</p> <p>_____</p> <p>_____</p>

I Can Read and Match

Trace each word, then match them to the correct picture.

grain

1

a



growt

2

b



graph

3

c



grass

4

d



grill

5

e



grumpy

6

f



grub

7

g



green

8

h



Draw and write a story using as many words from the right as you can!

Blank writing area with a large box at the top and several sets of primary-ruled lines (top solid, middle dashed, bottom solid) for writing a story.



grumpy



green



grass



grill



grub



growl



grain



graph

Draw and write two sentences using some of the words to the right.



grumpy



green



grass



grill



grub



growl




grain




graph

Sample

Circle the correct word and write it on the line. Add a full-stop period to each sentence.


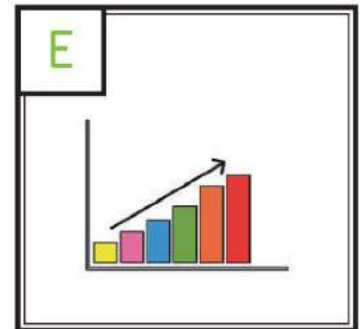
1.		grumpy green	I like _____
2.		green grain	_____ grows fast
3.		grill growl	The dog can _____
4.		growl grass	Horses eat _____
5.		grass graph	The _____ is colorful.
6.		grumpy grub	The boy is _____
7.		grub grumpy	Where's the _____

Match the pictures to their sentences by writing the correct letters in the box.




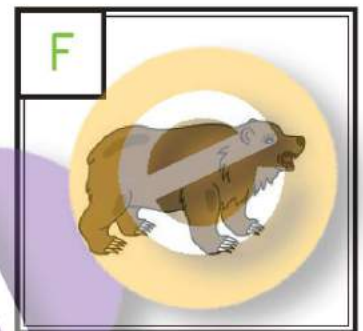
The graph is colorful.

I like green color.



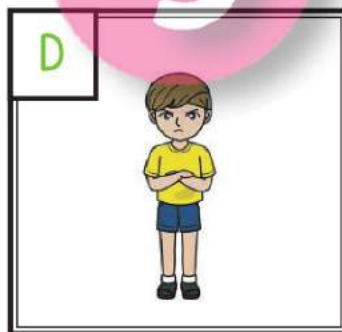
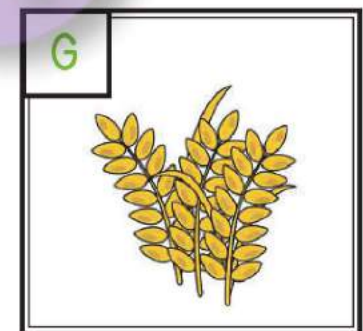
He is grumpy.

Where's the grub?



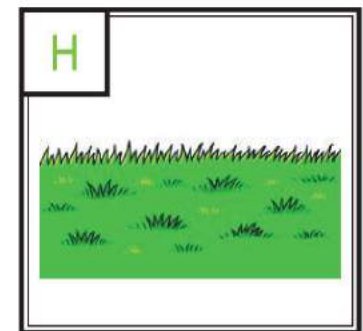
Grain is yellow.

The dog gave a low growl.



















Cows eat grass.

The meat is on the grill.



Write a great sentence of your own on the lines below.

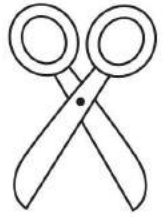
Use the word box to help you answer each question or statement below.

<p>1. The paint is _____.</p>  <p>_____</p>	<p>2. The dog _____s loudly.</p>  <p>_____</p>	<p>3. He made a _____.</p>  <p>_____</p>	<p>4. That is a _____.</p>  <p>_____</p>
<p>5. The _____ is damp.</p>  <p>_____</p>	<p>6. I will _____ some fish.</p>  <p>_____</p>	<p>7. He is very _____.</p>  <p>_____</p>	<p>8. _____ grows in a field.</p>  <p>_____</p>
<p>Word Box</p> <div style="display: flex; justify-content: space-around; align-items: flex-start;"> <div style="text-align: center;">  <p>grumpy</p> </div> <div style="text-align: center;">  <p>grub</p> </div> <div style="text-align: center;">  <p>grain</p> </div> <div style="text-align: center;">  <p>graph</p> </div> </div> <div style="display: flex; justify-content: space-around; align-items: flex-start; margin-top: 10px;"> <div style="text-align: center;">  <p>green</p> </div> <div style="text-align: center;">  <p>grill</p> </div> <div style="text-align: center;">  <p>growl</p> </div> <div style="text-align: center;">  <p>grass</p> </div> </div>			

Use words from above and write a great sentence of your own on the lines below.

Cut and paste the words on the right in alphabet order.

Cut & Paste



green



growl



graph



grub



grumpy



grill



grain



Sample

Cut and paste the pictures. Then write each word 2 times each.

Cut & Paste

green

green

growl

growl

grumpy

grumpy

grain

grain

graph

graph

grub

grub

grill

grill



Example

S

Cut & Paste

Cut and paste the pictures. Then write each word 2 times each.

green

green

grub

grub

grain

grain

grumpy

grumpy

graph

graph

growl

growl

grill

grill



Example

Sort the words to make a great sentence on the lines below.

grumpy.

The



is

e

boy

www.PhonicsGarden.com

Write a sentence of your own about the picture.

Sort the words to make a great sentence on the lines below.

Harry

grill.



has

a

www.PhonicsGarden.com

Write a sentence of your own about the picture.

Sort the words to make a great sentence on the lines below.

I

green.



like

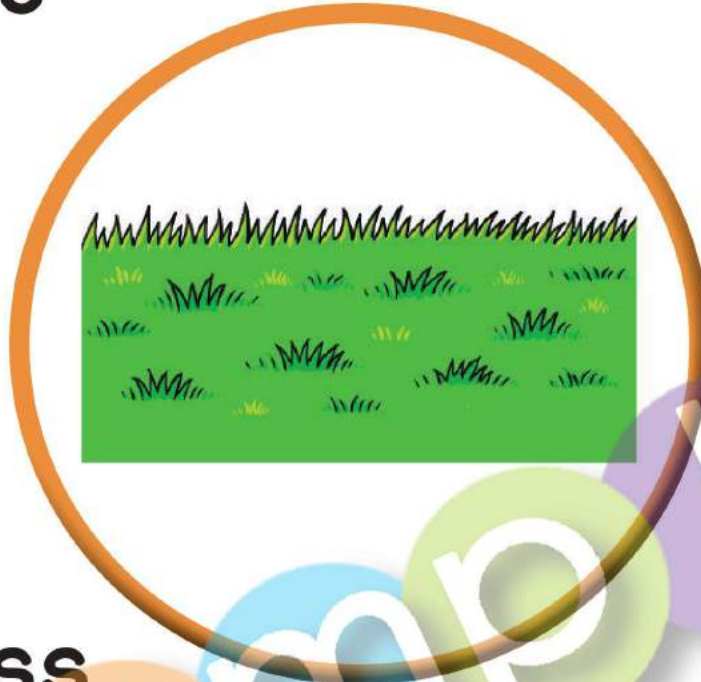
www.PhonicsGarden.com

Write a sentence of your own about the picture.

Sort the words to make a great sentence on the lines below.

The

wet.



grass

is

Write a sentence of your own about the picture.

Sort the words to make a great sentence on the lines below.

can

bear

The



e

growl.

s

a

m

p

l

Write a sentence of your own about the picture.

Sort the words to make a great sentence on the lines below.

The

is



colorful.

graph

www.PhonicsGarden.com

Write a sentence of your own about the picture.

Sort the words to make a great sentence on the lines below.

That

grub.



is



a



Write a sentence of your own about the picture.

Sort the words to make a great sentence on the lines below.

barns

The

full



of



are

grain.

www.PhonicsGarden.com

Write a sentence of your own about the picture.

I Say, Spell, Cut and Paste


gr
Word Spelling

Say, Trace, Cut & Paste, and Spell each picture word correctly.



--	--

www.PhonicsGarden.com



--	--



--	--



--	--

Trace on the inside of the letters. Then cut them out and glue them down to spell the pictures above.

gr

gr

owl

ss

gr

gr

aph

een

I Say, Spell, Cut and Paste

gr
Word Spelling

Say, Trace, Cut & Paste, and Spell each picture word correctly.



--	--

www.PhonicsGarden.com



--	--



--	--












--	--

Trace on the inside of the letters. Then cut them out and glue them down to spell the pictures above.

gr	gr	ub	umpy
gr	gr	ain	ill



Look at each picture. Circle the correct word.

<p>1</p>  <p>growl green grill</p>	<p>2</p>  <p>grill green grumpy</p>	<p>3</p>  <p>grub grumpy green</p>	
<p>4</p>  <p>graph grain grass</p>	<p>5</p>  <p>grass grub growl</p>	<p>6</p>  <p>green grill grub</p>	
<p>7</p>  <p>green grass graph</p>	<p>8</p>  <p>green grill grumpy</p>	<p>9</p>  <p>grumpy green grill</p>	
<p>is grumpy This</p>			<p>a man.</p>

Sort the words above to make a great sentence below.

See, Say, and Spell - Blends - gr

Write the correct letter blend to complete the words below.

grumpy green growl graph grub grain grass grill



___owl



___ray



___ill



___aph



___nce



___ain



___owl



___ss



___est



___een



___oud



___ice



___umpy



___ent



___ub

See, Say, and Spell - Blends - gr

Write the missing letters to complete the words below.

grumpy green growl graph grub grain grass grill



gr _____



pr _____



gr _____



gr _____



pr _____



gr _____



pr _____



gr _____



pr _____



gr _____



pr _____



pr _____



gr _____







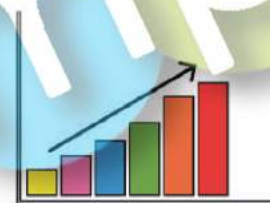



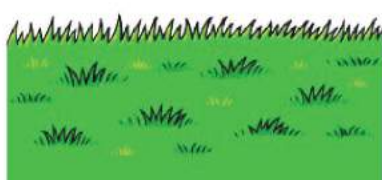
pr _____



gr _____

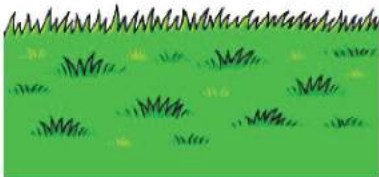






MEMORY GAME



 <p>www.PhonicsGarden.com</p>	 <p>www.PhonicsGarden.com</p>	 <p>www.PhonicsGarden.com</p>
 <p>www.PhonicsGarden.com</p>	 <p>www.PhonicsGarden.com</p>	 <p>www.PhonicsGarden.com</p>
 <p>www.PhonicsGarden.com</p>	 <p>www.PhonicsGarden.com</p>	 <p>www.PhonicsGarden.com</p>

MEMORY GAME



 <p>www.PhonicsGarden.com</p>	 <p>www.PhonicsGarden.com</p>	 <p>www.PhonicsGarden.com</p>
 <p>www.PhonicsGarden.com</p>	 <p>www.PhonicsGarden.com</p>	 <p>www.PhonicsGarden.com</p>
 <p>www.PhonicsGarden.com</p>	<p>www.PhonicsGarden.com</p>	<p>www.PhonicsGarden.com</p>

MEMORY GAME



<p>green</p> <p>www.PhonicsGarden.com</p>	<p>green</p> <p>www.PhonicsGarden.com</p>	<p>growl</p> <p>www.PhonicsGarden.com</p>
<p>growl</p> <p>www.PhonicsGarden.com</p>	<p>graph</p> <p>www.PhonicsGarden.com</p>	<p>graph</p> <p>www.PhonicsGarden.com</p>
<p>grub</p> <p>www.PhonicsGarden.com</p>	<p>grub</p> <p>www.PhonicsGarden.com</p>	<p>grass</p> <p>www.PhonicsGarden.com</p>

MEMORY GAME



grass

www.PhonicsGarden.com

grill

www.PhonicsGarden.com

grill

www.PhonicsGarden.com

grumpy

www.PhonicsGarden.com

grumpy

www.PhonicsGarden.com

grain

www.PhonicsGarden.com

grain








www.PhonicsGarden.com

www.PhonicsGarden.com

www.PhonicsGarden.com








FLASH CARDS



 <p>green</p> <p>www.PhonicsGarden.com</p>	 <p>green</p> <p>www.PhonicsGarden.com</p>	 <p>growl</p> <p>www.PhonicsGarden.com</p>
 <p>growl</p> <p>www.PhonicsGarden.com</p>	 <p>graph</p> <p>www.PhonicsGarden.com</p>	 <p>graph</p> <p>www.PhonicsGarden.com</p>
 <p>grub</p> <p>www.PhonicsGarden.com</p>	 <p>grub</p> <p>www.PhonicsGarden.com</p>	 <p>grass</p> <p>www.PhonicsGarden.com</p>

FLASH CARDS



 <p>grass</p> <p>www.PhonicsGarden.com</p>	 <p>grill</p> <p>www.PhonicsGarden.com</p>	 <p>grill</p> <p>www.PhonicsGarden.com</p>
 <p>grumpy</p> <p>www.PhonicsGarden.com</p>	 <p>grumpy</p> <p>www.PhonicsGarden.com</p>	 <p>grain</p> <p>www.PhonicsGarden.com</p>
 <p>grain</p> <p>www.PhonicsGarden.com</p>	<p>www.PhonicsGarden.com</p>	<p>www.PhonicsGarden.com</p>