
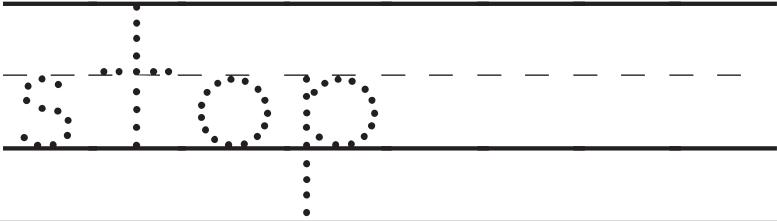





Directions: Circle the letters that are the letter /st/ in each row.

 stop	
st ct sc st st	
st ct sc st st	

Directions: Circle the letter "st" in each word.

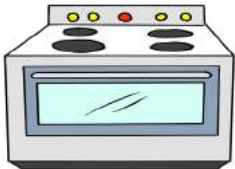

		
star	stamp	storm



Look at the entire page. How many?

How many letter st's do _____

you see? _____






 _____ _____ _____	 _____ _____ _____
--	--



Tracing practice lines for the letters S and T. The first line shows a dotted 'S' with a '1' and a downward arrow indicating the first stroke, and a dotted 'T' with a '2' and a rightward arrow indicating the second stroke. The second line shows a solid 'S' and 'T' for reference. The third line shows another dotted 'S' and 'T' for tracing.

Directions: Circle the pictures that have the letter /st/ sound.

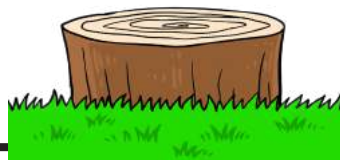
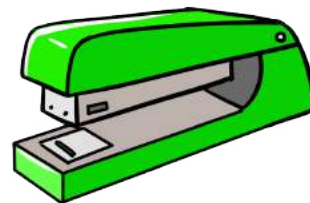


 _____ - - - - _____ ick	 _____ - - - - _____ ool
---	---

s t s t

Tracing guide for 's' and 't' on a three-line grid. The 's' is formed by a single curved stroke starting from the top line, going down to the bottom line, and curving back up. The 't' is formed by a vertical stroke from the top to the bottom line, with a horizontal crossbar on the middle dashed line. Arrows and numbers 1 and 2 indicate the direction and order of strokes.

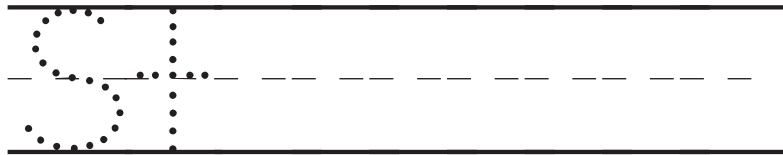
Directions: Circle the pictures that have the letter /st/ sound.



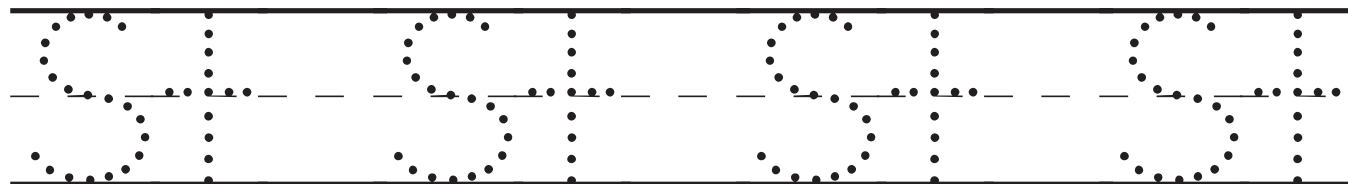
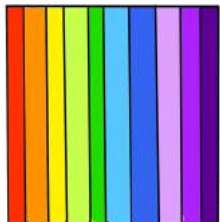

Directions: Trace and write the letters St and st.



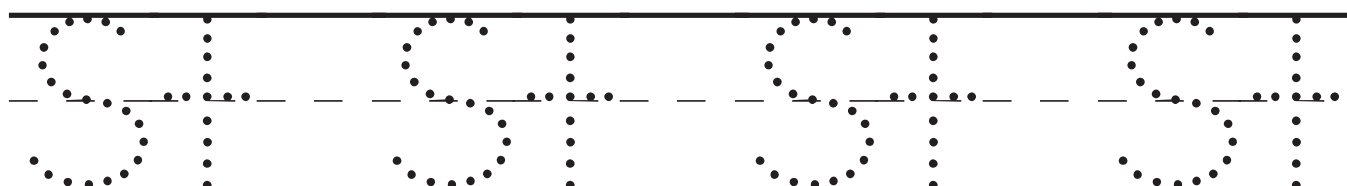
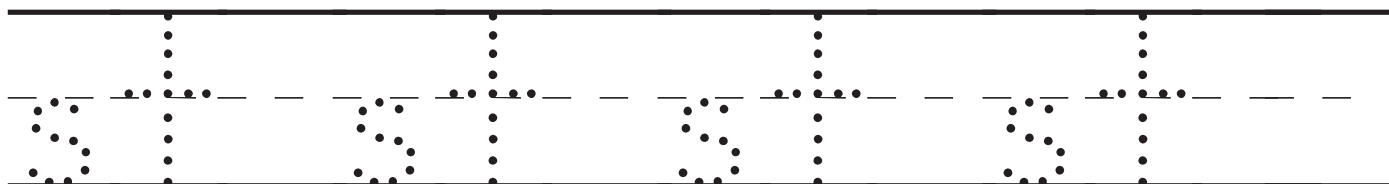
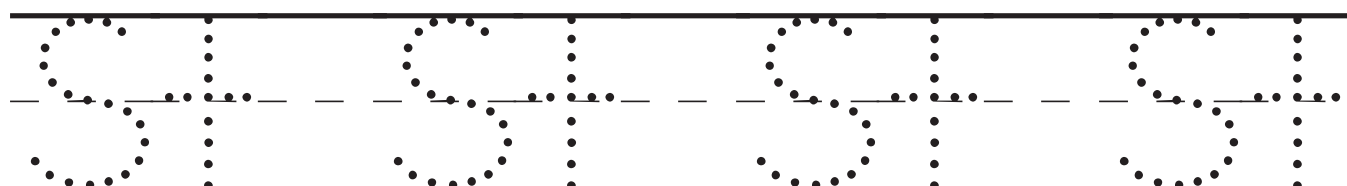
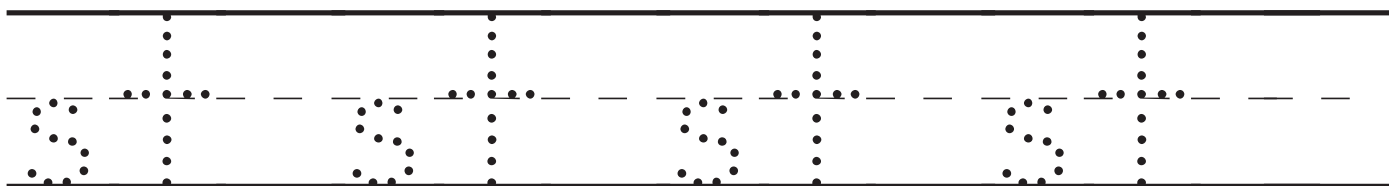
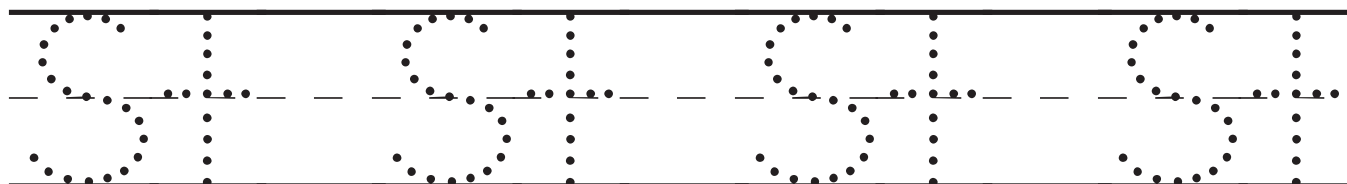
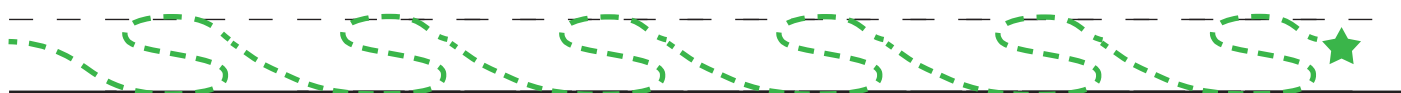
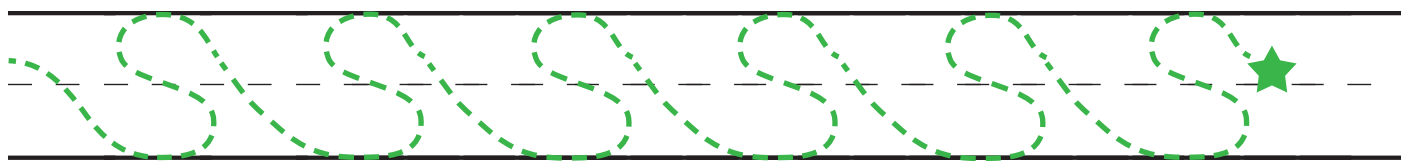
stop



Directions: Say the name of each picture. Circle each picture whose name begins with the same sound you hear at the beginning of **stop**.



Directions: Trace and write the letters St and st.

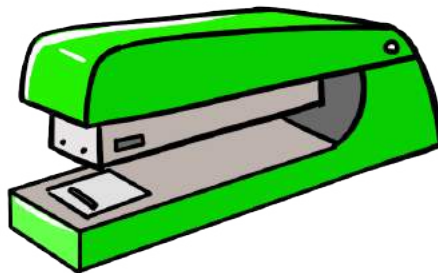


Directions: Where does the missing /st/ go? Find and write!

ST FT SX ST TR ST DR ST



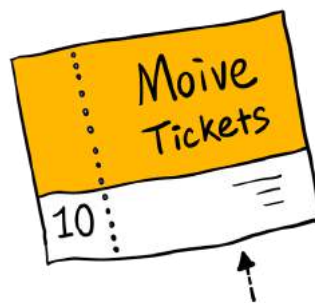
ake



apler



ing




ub




Directions: Where does the missing /st/ go? Find and write!

st dr tr st cr st fr ts st



cru

bu



unk

toa



Say the name of each picture. Listen for the /st/ sound.

Do you hear it at the beginning, middle or ending?

Write the letters st in the correct circle.



○ st ○ ○



○ ○ ○



○ ○ ○



○ ○ ○



○ ○ ○



○ ○ ○



Letter Blend /st/

S - T - O - P

Follow the arrows to blend your letter sounds down to a final word.
Trace the word at the bottom.

/st/ st

/sto/ sto

/stop/ stop

stop




stop

Directions: Circle the letter /st/.


st



stop

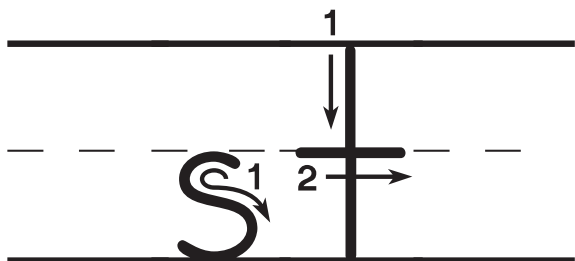
		
star	stir	steak

Directions: Draw a picture of something whose name that has the sound of letter St.

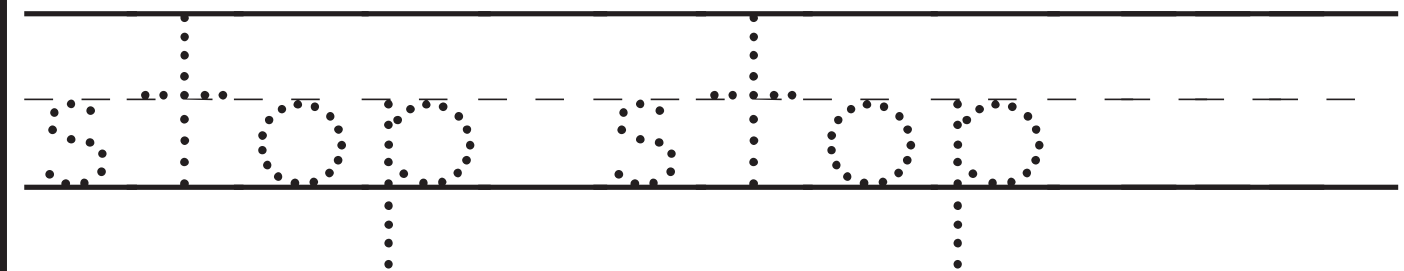
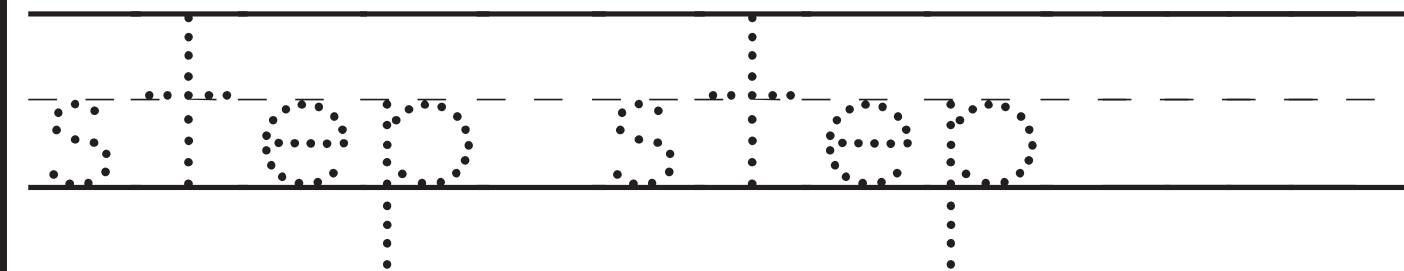
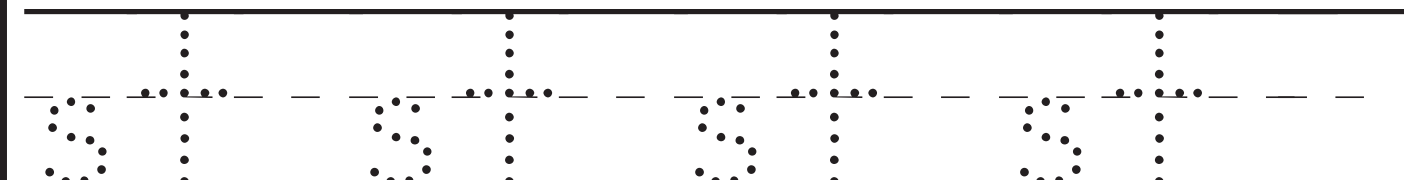

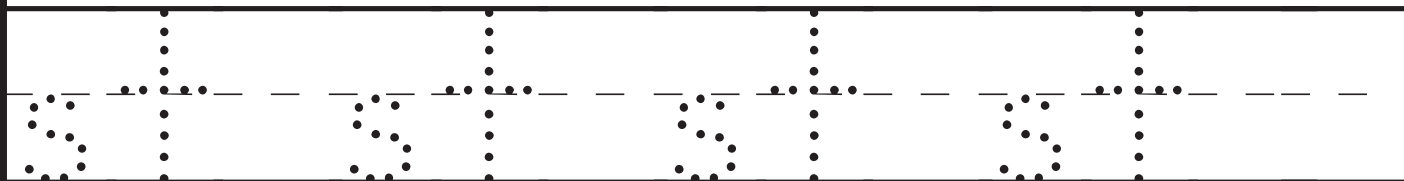


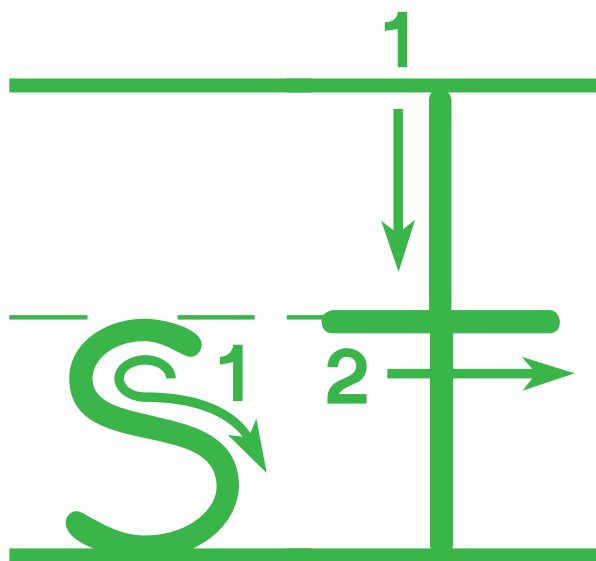
stop stop



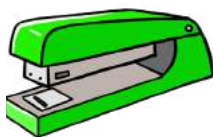


crust






stick



stapler



steak



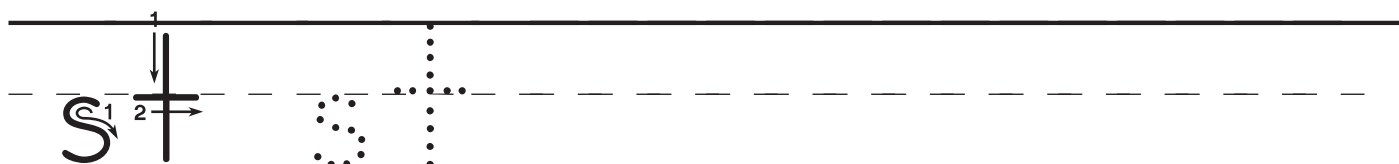
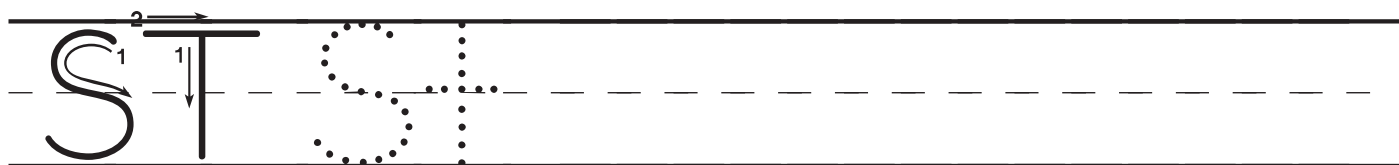
Circle the stick in the picture that is long.

Finish the sentence below by fillin gin the missing letters.

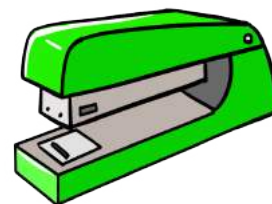
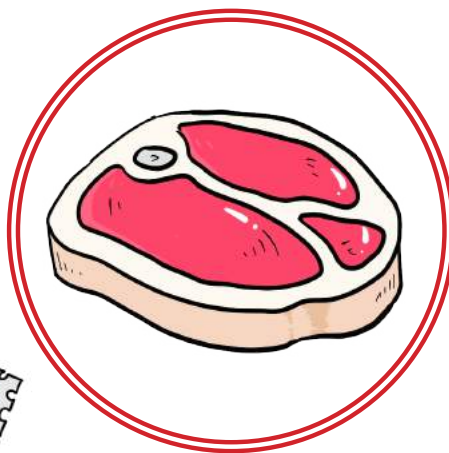
The _____ ick is _____

long.

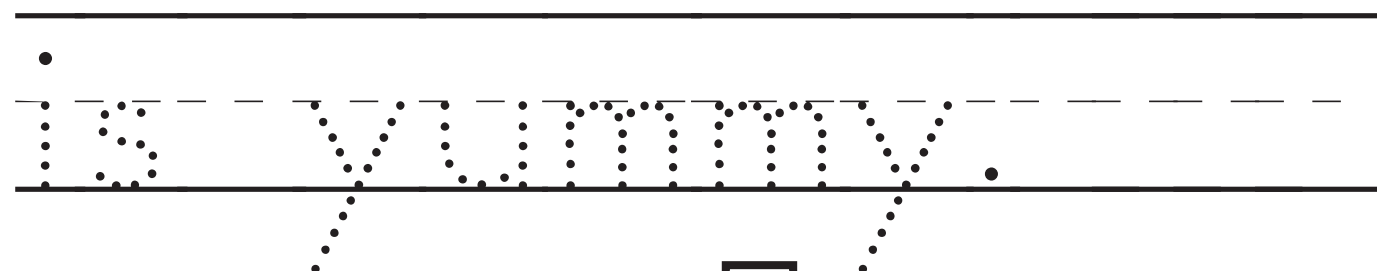
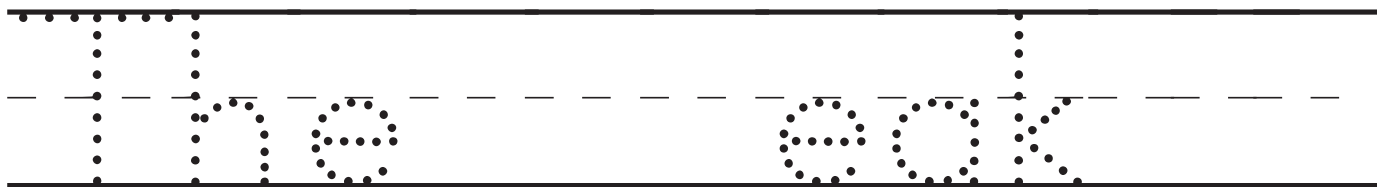




Circle the objects which start from letter "st".



Write in the missing letters. Read the sentence.



Color the pictures that have the st sound in its name.



Look at the words below.

Color all the /st/ words you can find from the list below.

Circle the words below you have colored above. Can you find more?

stapler

steak

stamp

stub

stud

stick

stone

toaster

stuff

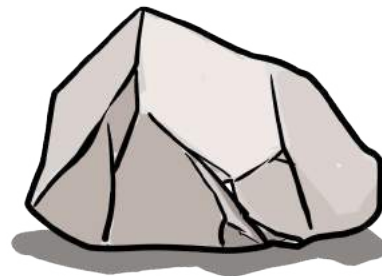
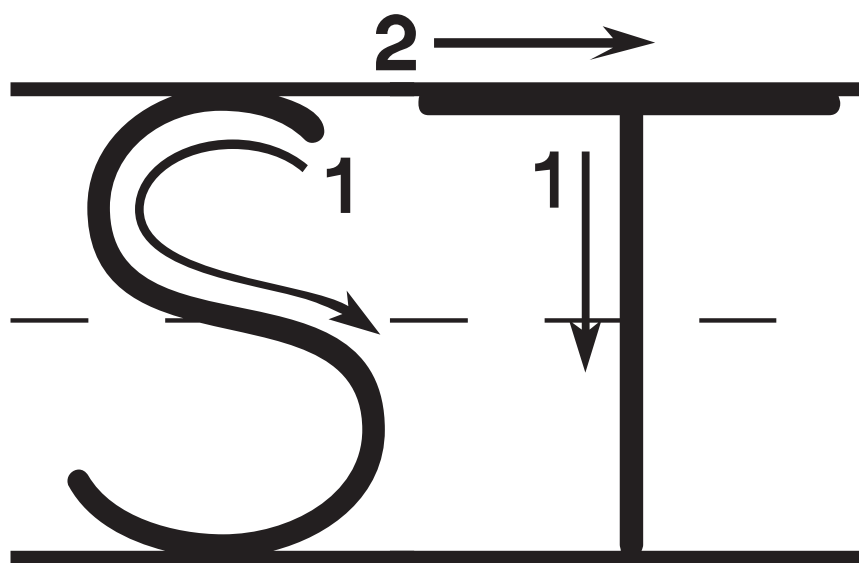


Follow the alphabet maze. Follow only the Letter St / st.



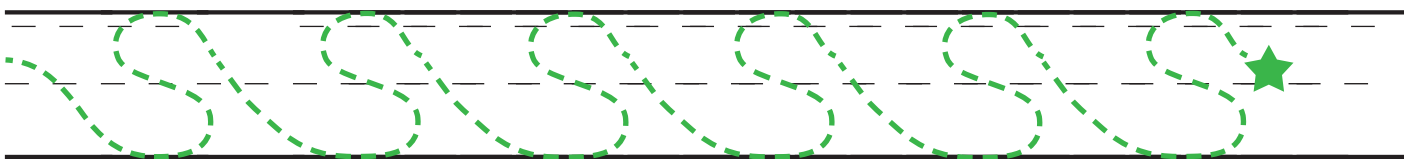
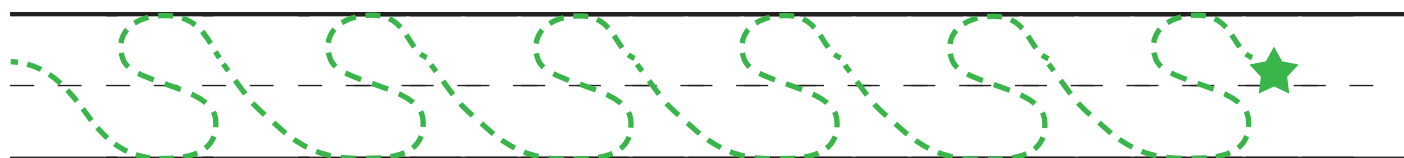
			st	st	St	st	st	St
			ng	Th	tr	ch	ck	st
st	st	St	St	st	Bl	Ch	st	St
st	th	th	Th	st	fr	nl	St	Sh
st	sk	bl	Bl	St	sk	St	St	ck
st	Sh	sh	th	St	th	St	Bl	wh
St	St	st	Th	St	st	st	bl	sn
Sh	Sl	st	Sh	th	th	br	Gr	ch
ck	bl	st	St	th	cr			
sh	ch	fr	St	st	st			



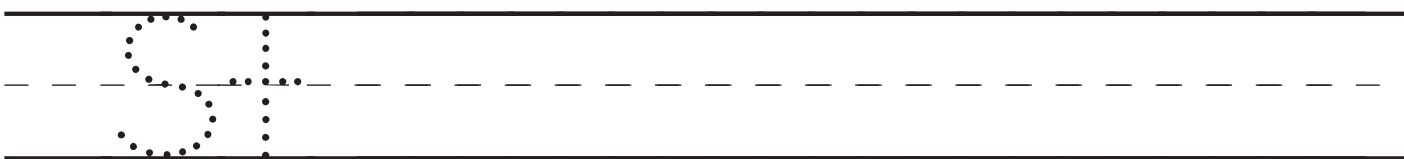
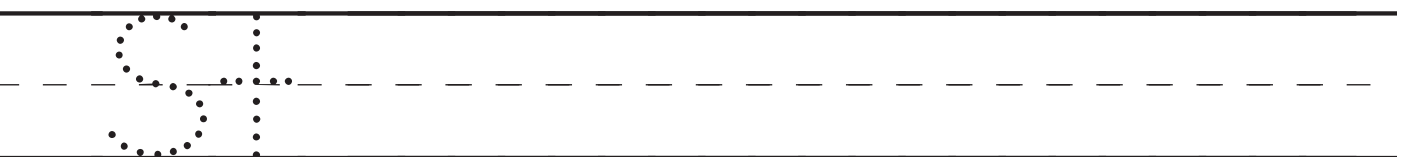
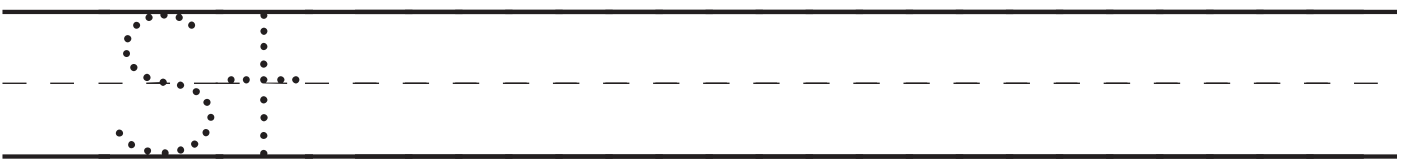


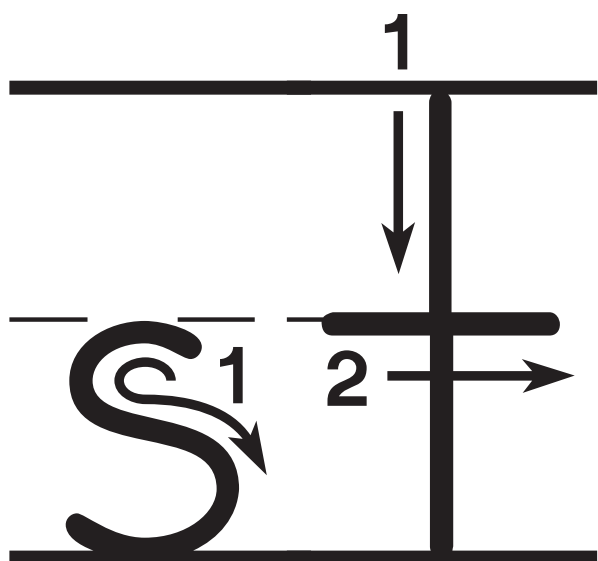
stone

Getting Ready:



Letter St practice:






stud

Getting Ready:



Letter st practice:



Color the letter /st/ spaces yellow.
Color all other letter spaces a different color.

