
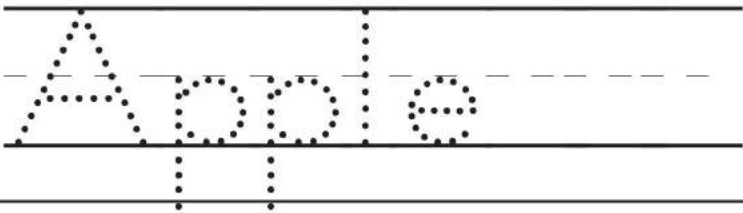





Directions: Circle the letters that are the letter /Aa/ in each row.



Aa		apple	
R	A	P	A A
a	a	t	r e a


Directions: Circle the letter "A" in each word.

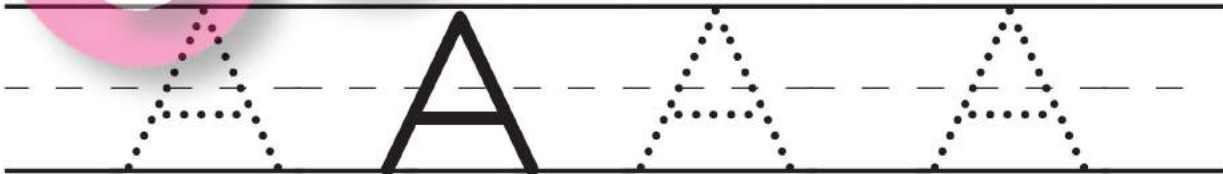
		
bat	cat	cap

Look at the entire page.
How many letter a's do
you see?


How many?


 _____ - - - _____ ant	 _____ - - - _____ apple
---	---








Directions: Circle the pictures that have the letter /a/ sound.















—
c p



—
m p




—
a a a a a

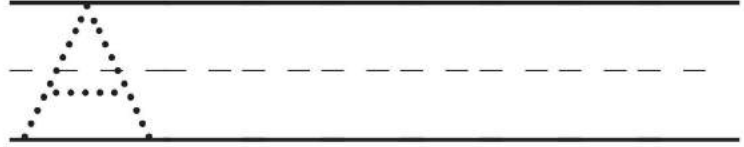
Directions: Circle the pictures that have the letter /a/ sound.



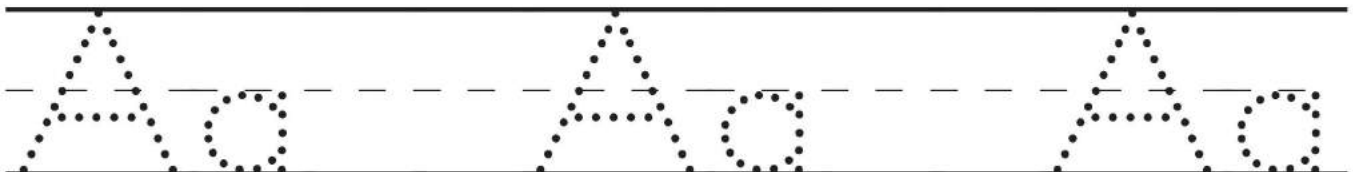


Directions: Trace and write the letters A and a.



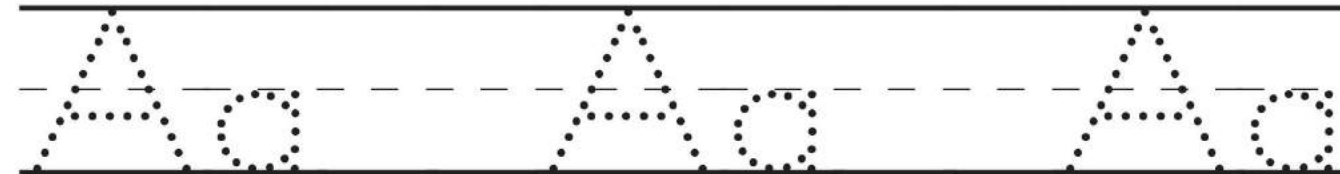
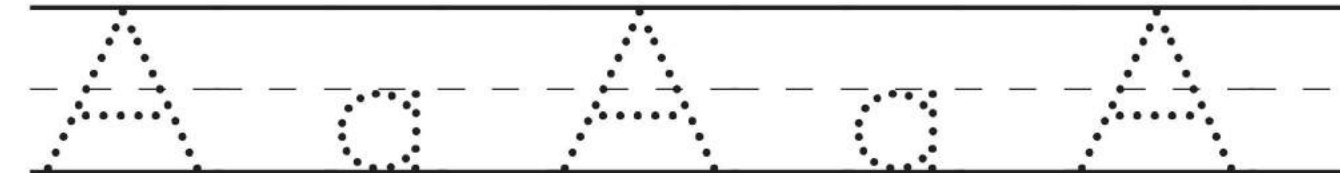
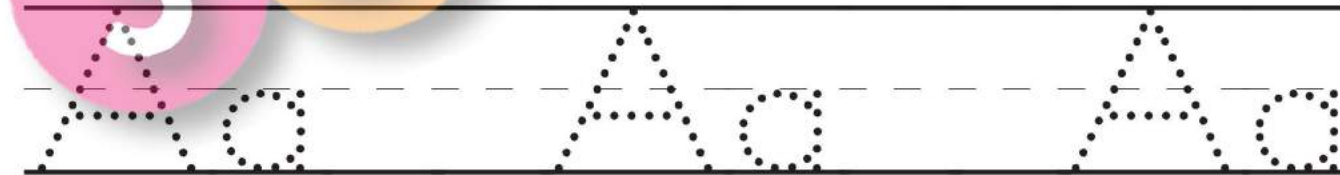
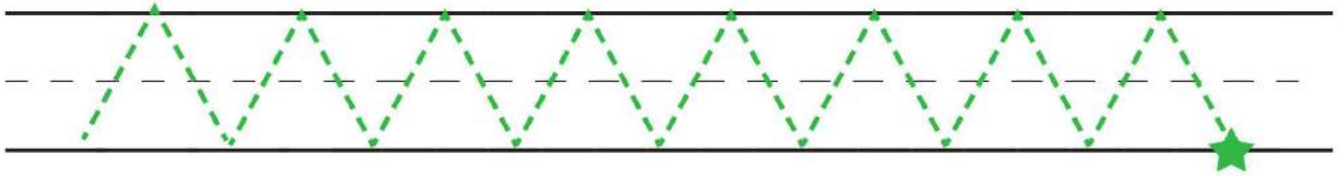
Apple



Directions: Say the name of each picture. Circle each picture whose name begins with the same sound you hear at the beginning of **apple**.





Directions: Trace and write the letters A and a.




Directions: Where does the missing /a/ go? Find and write!

N A E F J A A G P O A



pple lligator



nt

x



Directions: Where does the missing /a/ go? Find and write!

a b y a a f a c a s a




c

t

c

p



b

t

m

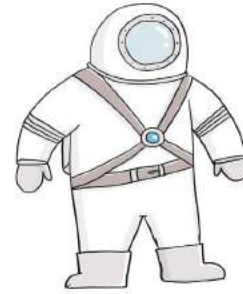
d



Say the name of each picture. Listen for the A sound.
 Do you hear it at the beginning, middle or ending?
 Write the letter A in the correct circle.



○ ○ ○



○ ○ ○



○ ○ ○



○ ○ ○



○ ○ ○



○ ○ ○



Short Vowel Aa


Words have different parts. Use the arrow below, blend the sounds to read a word with the short vowel at the bottom. Trace the word at the bottom.

/a/ a

/an/ an

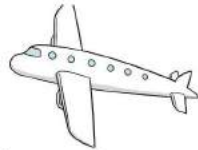
/ant/ ant

ant


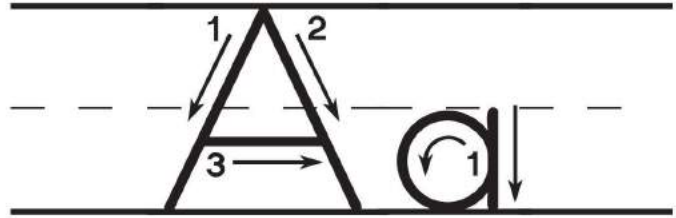


Directions: Circle the letter /a/.

A a



Airplane



alligator

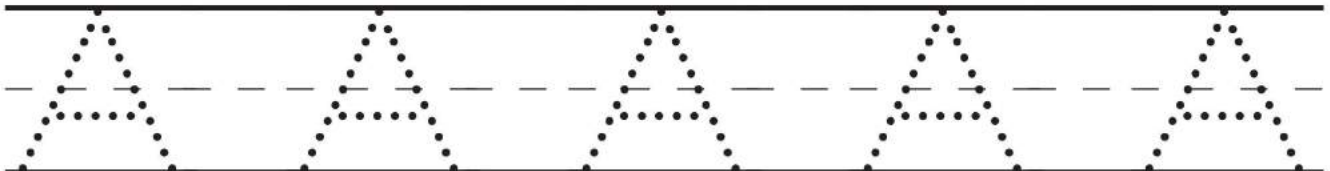



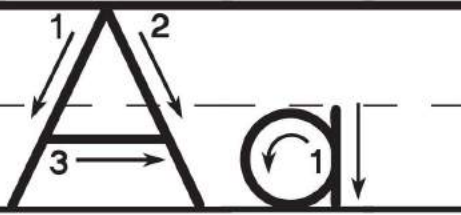
camera



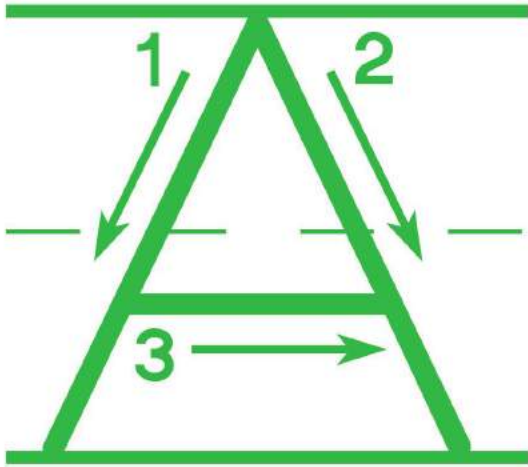
bread

Directions: Draw a picture of something whose name has the sound of the letter A.





Tracing practice area with multiple rows of dotted uppercase 'A' and lowercase 'a' for tracing. A large, colorful 'sample' watermark is overlaid across the middle of the page.




apple



ant



row

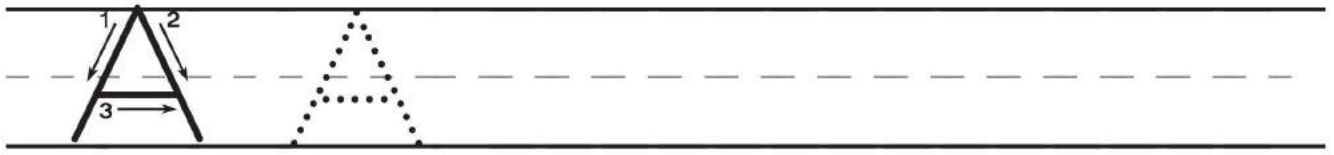


Write in the missing letters. Read the sentence.


The cat has

in the apple.

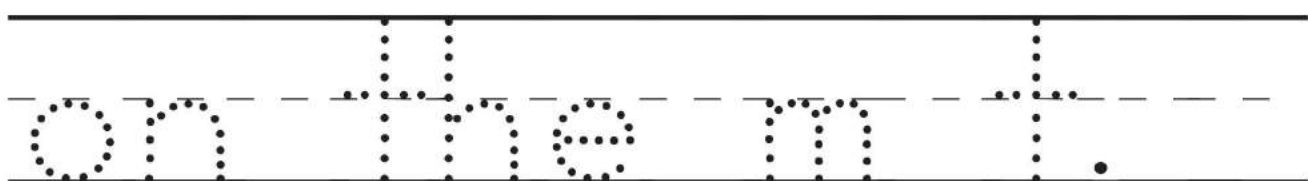
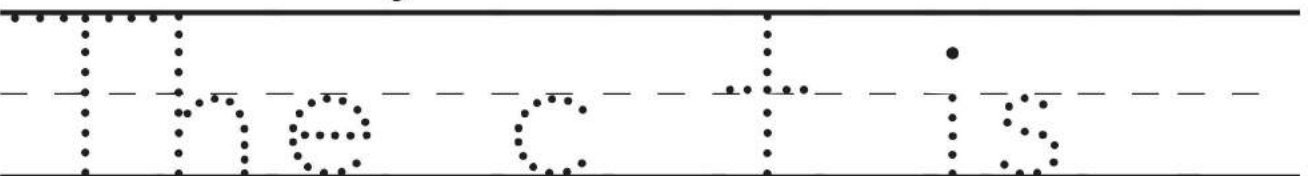





Circle the objects which start from letter "A".



Write in the missing letters. Read the sentence.



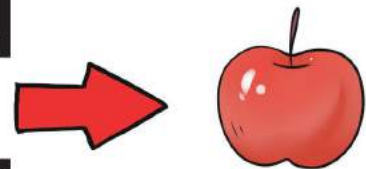
Color the pictures that have the Aa sound in its name.


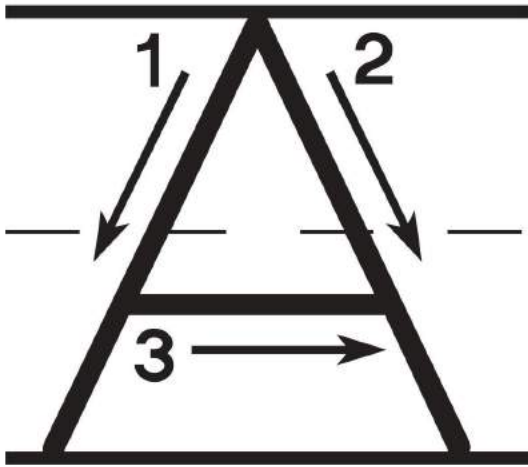


Follow the alphabet maze. Follow only the Letter Aa.




			A	a	A	a	A	a
			G	w	F	H	j	A
n	T	S	m	D	A	a	A	a
F	e	N	q	j	a	H	L	e
A	a	A	a	A	A	Q	v	k
a	f	H	p	w	P	b	o	q
A	D	a	A	a	o	g	I	Y
a	a	A	R	A	o	A	Y	E
s	C	U	u	a	B			
K	I	O	T	A	a			



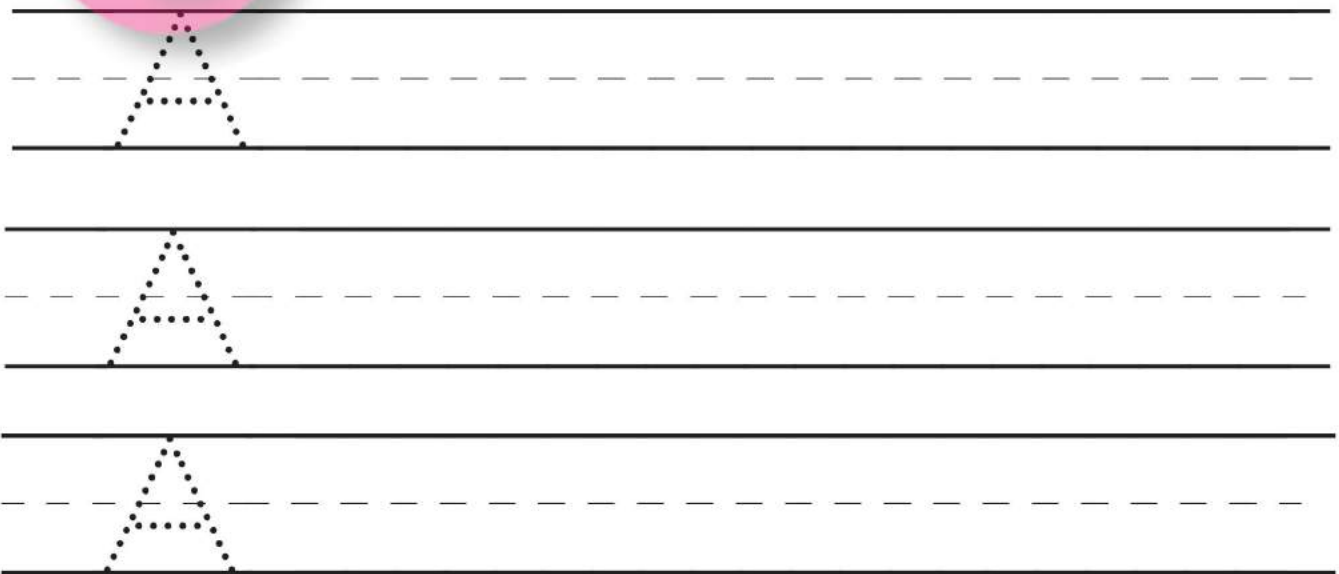




ant

Getting Ready:



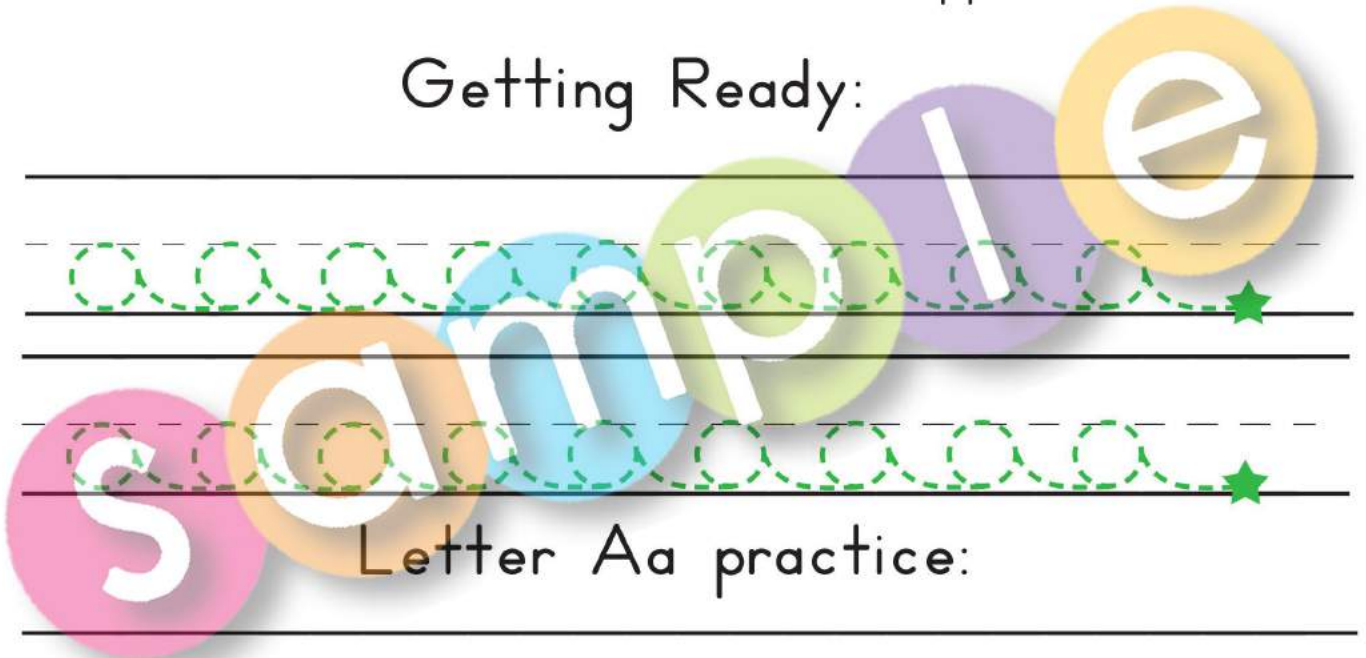
Letter Aa practice:



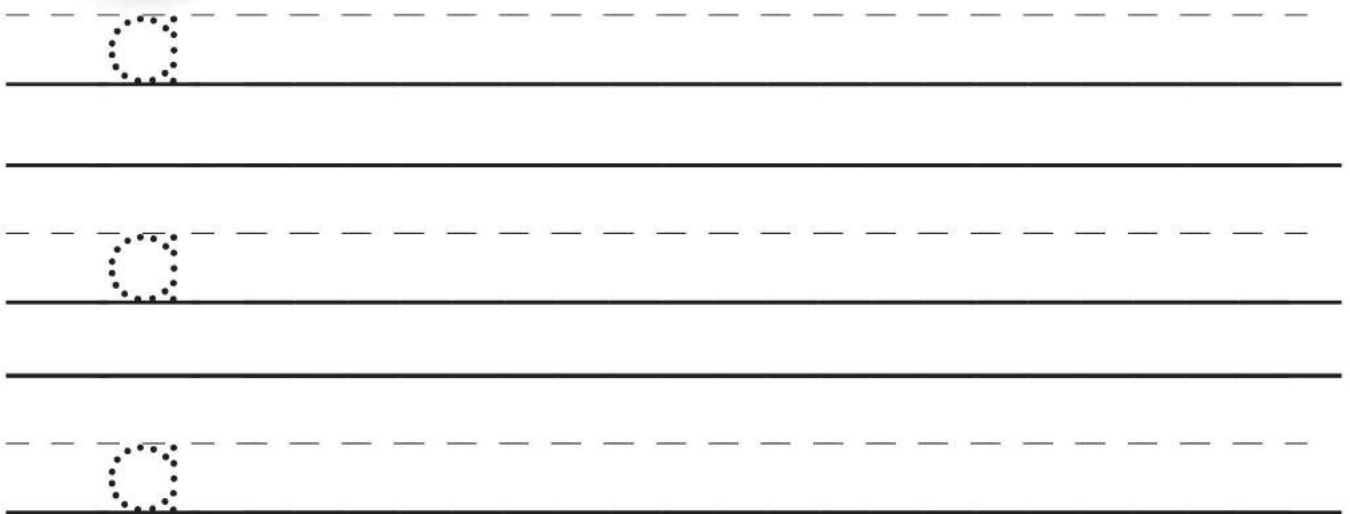


apple

Getting Ready:



Letter Aa practice:



Color the letter /Aa/ spaces orange.
Color all other letter spaces a different color.

This section contains a large grid for coloring. The grid consists of various shapes, mostly circles and triangles, arranged in a somewhat chaotic pattern. Each shape contains a letter or a space. The letters included are uppercase A, lowercase a, uppercase Z, lowercase z, uppercase V, lowercase v, uppercase E, lowercase e, uppercase S, lowercase s, uppercase P, lowercase p, and uppercase B, lowercase b. The spaces are intended for coloring. A large, semi-transparent watermark for 'PhonicsGarden.com' is overlaid across the center of the page.

