
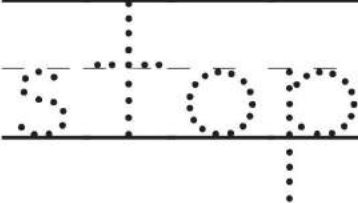





Directions: Circle the letters that are the letter /st/ in each row.

st				
st	ct	sc	st	st
st	ct	sc	st	st


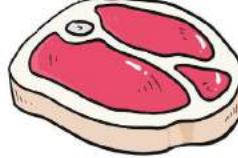
Directions: Circle the letter "st" in each word.

		
star	stamp	storm

Look at the entire page.
How many letter st's do
you see?

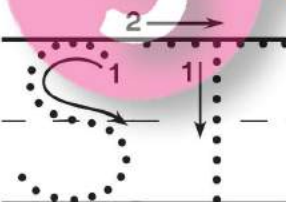

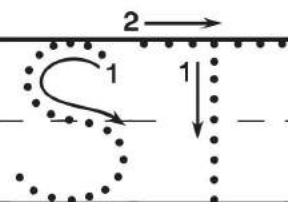
How many?



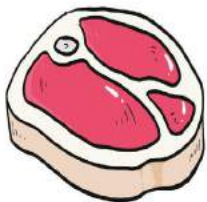
 _____ - - - - _____ o v e	 _____ - - - - _____ e a k
---	--



Sample

S T

Directions: Circle the pictures that have the letter /st/ sound.



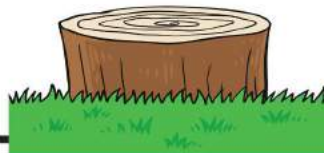
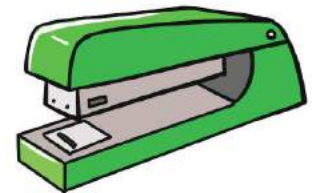
 _____ - - - - _____ ick	 _____ - - - - _____ ool
---	---

S
s
t
t
s
t
e

s
t
s
t

s
t
s
t

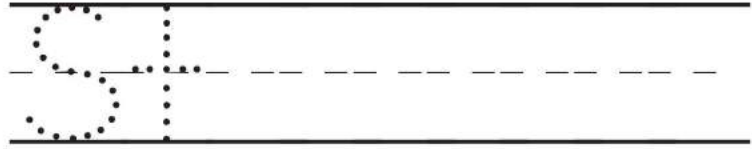
Directions: Circle the pictures that have the letter /st/ sound.



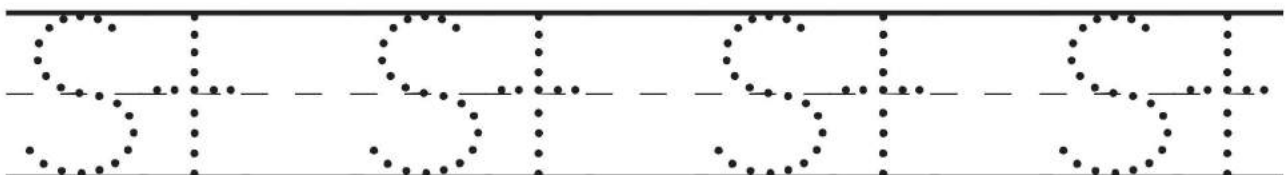
Directions: Trace and write the letters St and st.



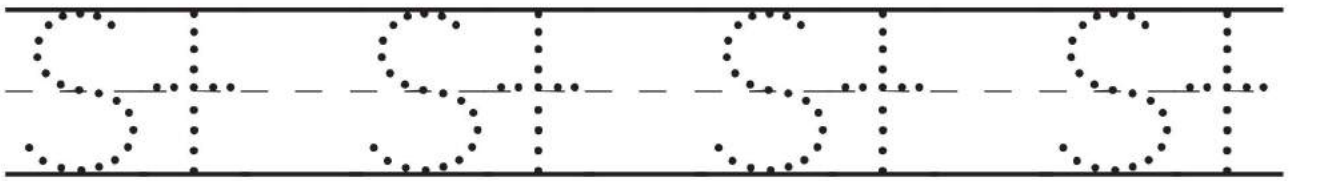
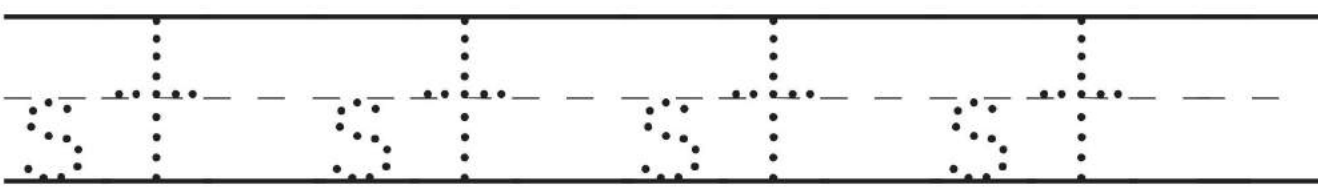
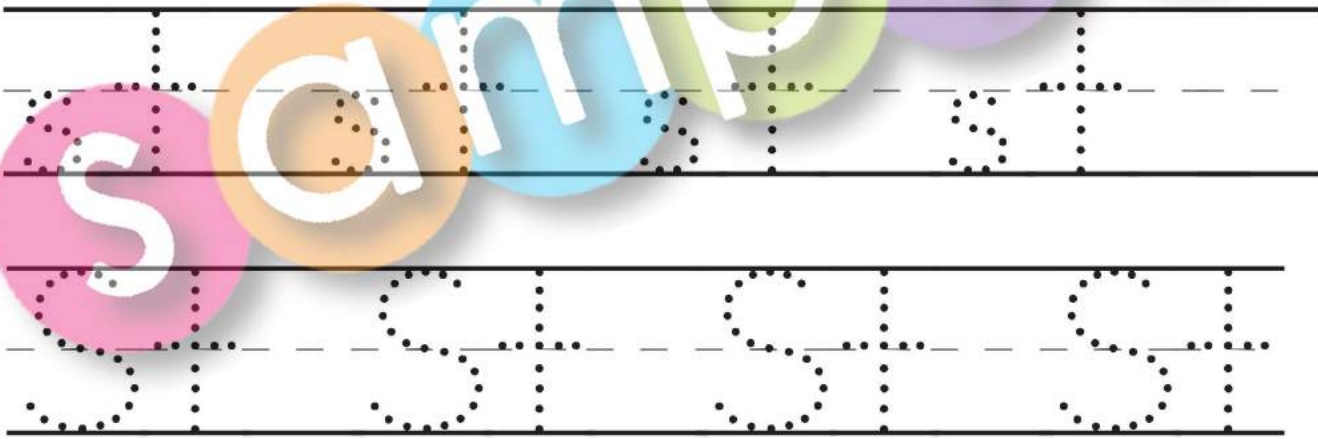
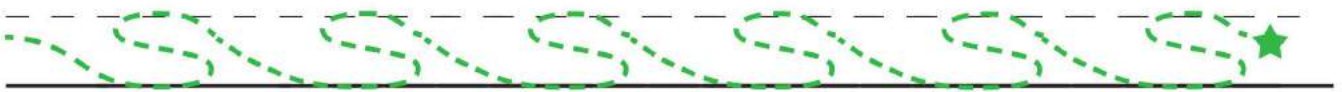
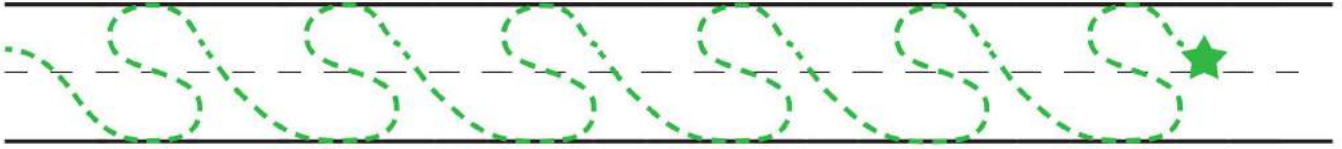
stop



Directions: Say the name of each picture. Circle each picture whose name begins with the same sound you hear at the beginning of **stop**.



Directions: Trace and write the letters St and st.

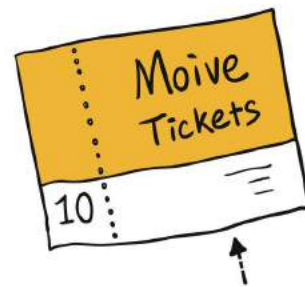


Directions: Where does the missing /st/ go? Find and write!

ST FT SX ST TR ST DR ST



ake **s**ampler




ing

ub




Directions: Where does the missing /st/ go? Find and write!

st dr tr st cr st fr ts st



crumble



skunk

toast



Say the name of each picture. Listen for the /st/ sound.
Do you hear it at the beginning, middle or ending?
Write the letters st in the correct circle.



○ st ○ ○



○ ○ ○ e



○ s ○ ○



○ ○ ○



○ ○ ○



○ ○ ○



Letter Blend /st/

S - T - O - P

Follow the arrows to blend your letter sounds down to a final word.
Trace the word at the bottom.

/st/ st

/sto/ sto

/stop/ stop

stop

stop

Directions: Circle the letter /st/.

st



stop

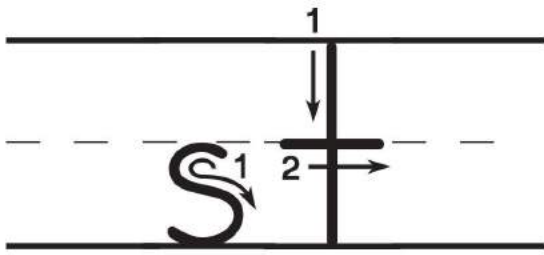
star	stir	steak

Directions: Draw a picture of something whose name that has the sound of letter St.

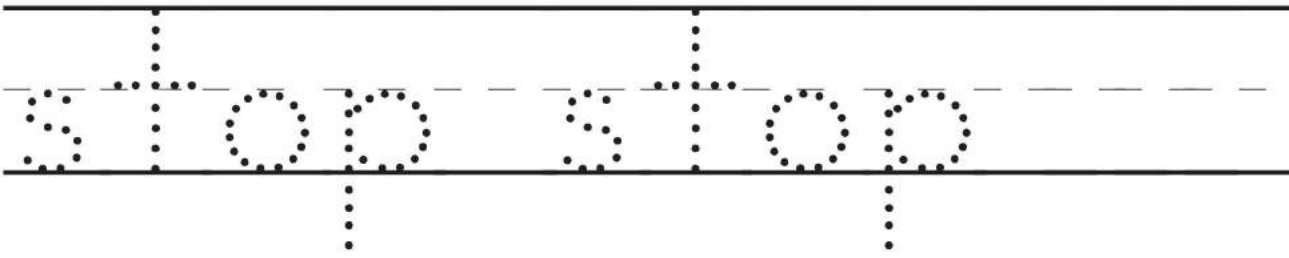
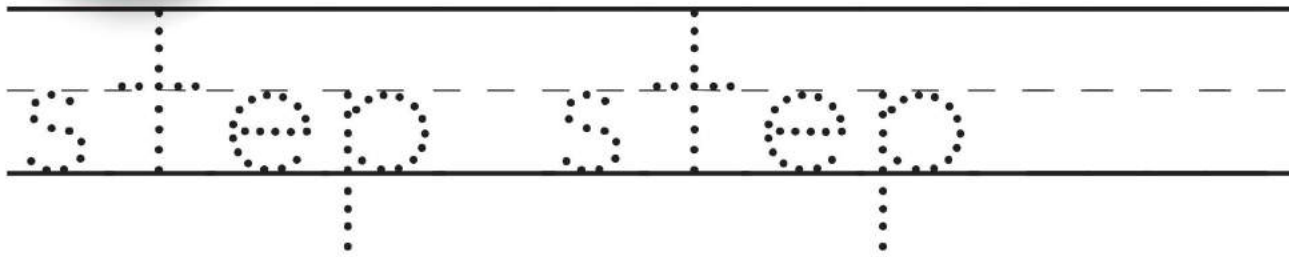

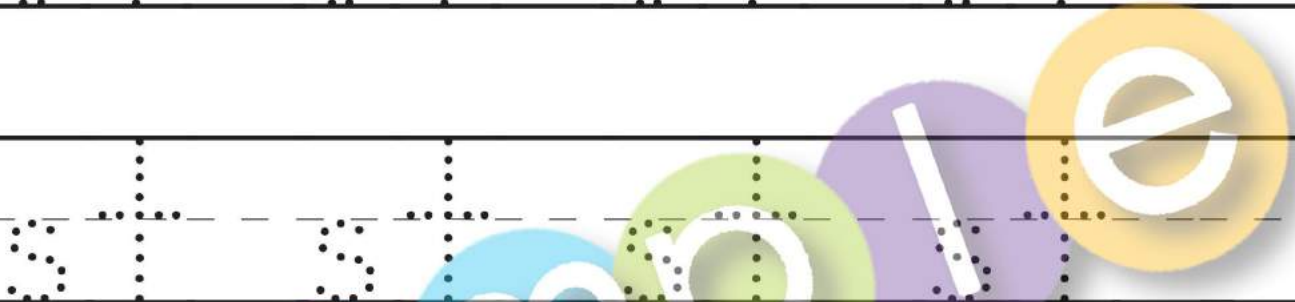
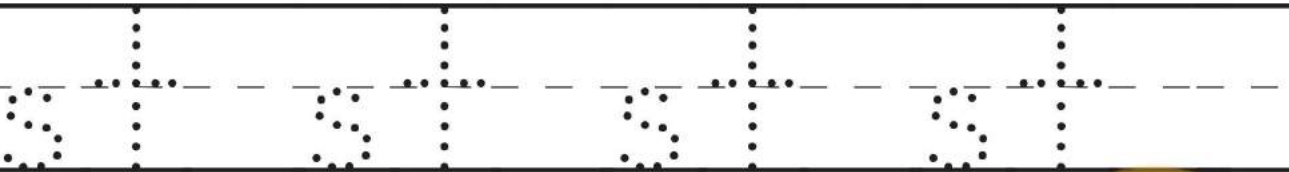


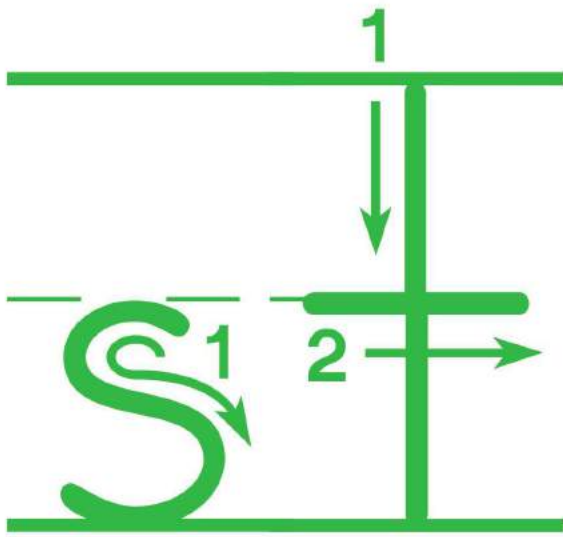
stop stop





crust





stick



stapler



steak



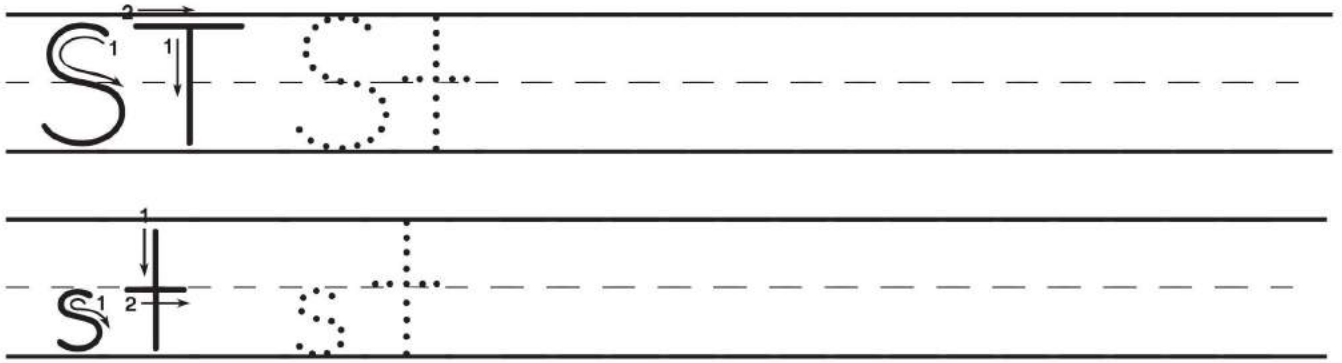
Circle the stick in the picture that is long.

Finish the sentence below by fillin gin the missing letters.


The _____ ick is _____

long.

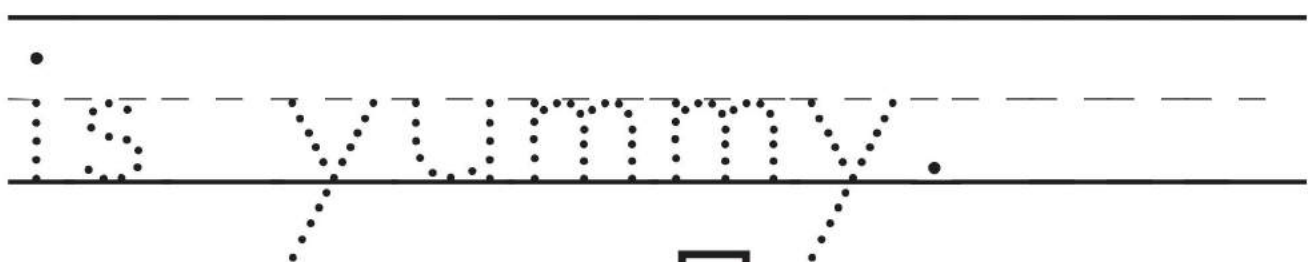
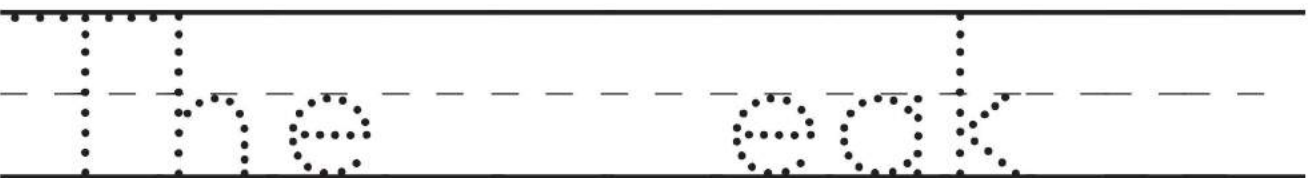




Circle the objects which start from letter "st".



Write in the missing letters. Read the sentence.



Color the pictures that have the st sound in its name.



Look at the words below.

Color all the /st/ words you can find from the list below.

Circle the words below you have colored above. Can you find more?

stapler

steak

stamp

stub

stud

stick


stone

toaster

stuff

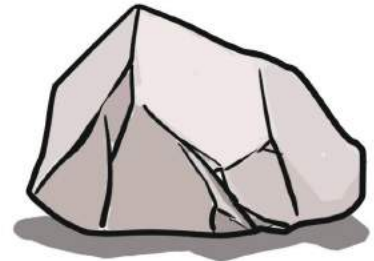
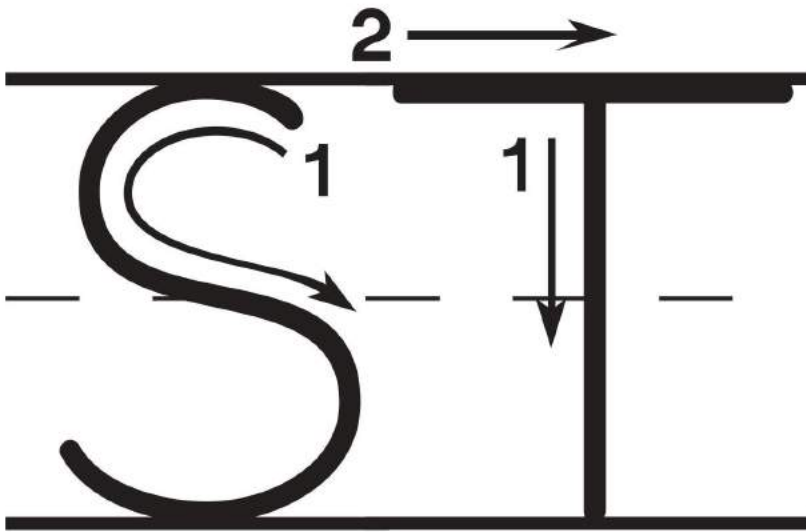


Follow the alphabet maze. Follow only the Letter St / st.




st st St st st St								
			ng	Th	tr	ch	ck	st
st	st	St	St	st	Bl	Ch	st	St
st	th	th	Th	st	fr	nl	St	Sh
st	sk	bl	Bl	St	sk	St	St	ck
st	Sh	sh	th	St	th	St	Bl	wh
St	St	st	Th	St	st	st	bl	sn
Sh	Sl	st	Sh	th	th	br	Gr	ch
ck	bl	st	St	th	cr			
sh	ch	fr	St	st	st			






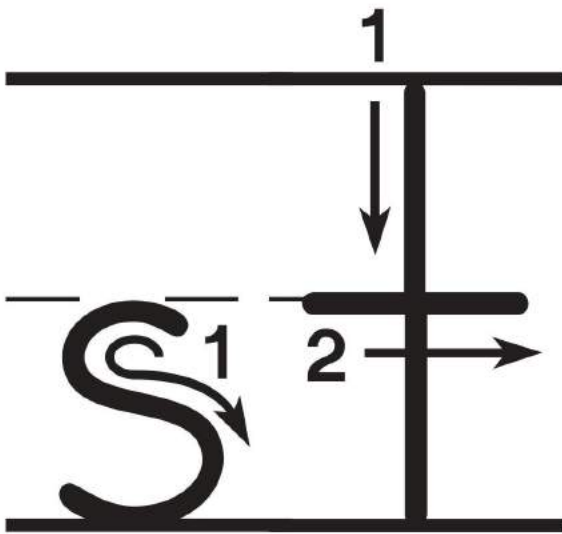
stone

Getting Ready:




Letter St practice:





stud

Getting Ready:



Color the letter /st/ spaces yellow.
Color all other letter spaces a different color.

