


# Spin and Spell

Spin the spinner. Spell and write the **op** word.



bop    hop    crop

chop    mop    cop

\_\_\_\_\_

-----

\_\_\_\_\_

-----

\_\_\_\_\_

-----

\_\_\_\_\_

-----

\_\_\_\_\_

-----

\_\_\_\_\_

-----

\_\_\_\_\_

-----

\_\_\_\_\_

-----

\_\_\_\_\_

-----

Which **op** word did you spin on and write the most? Write it again here!

\_\_\_\_\_

-----


\_\_\_\_\_

Spin a picture. Read the word.

Write the word in the matching letter boxes.

Place a check mark next to the word after it is written.

- bop
- cop
- hop
- mop
- chop
- crop



Hint: Use a paperclip as your spinner.

--	--	--

--	--	--

--	--	--

--	--	--

--	--	--	--

--	--	--	--

# Spin and Build

o p



Spin a picture.  
Cut and paste the letters to build the matching words.

Hint: Use a paperclip as your spinner.



--	--	--



--	--	--



--	--	--



--	--	--



--	--	--



--	--	--

Write your words on the lines.


bop

hop

crop

chop

mop

cop


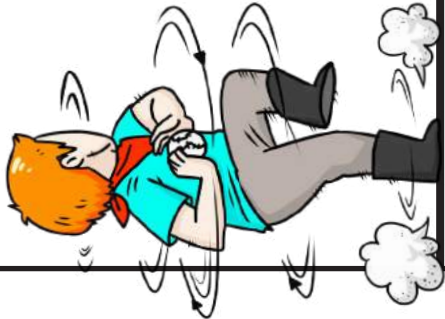
o	o	o	o	o	o	p	p	p
p	p	p	b	cr	c	ch	m	h



**Set One**

**Spin, Color, and Win!**

Each player takes a turn to spin a picture and color the matching word.  
First player to color all words wins the game.



**op**



**player 1**

**player 2**

bop	mop	chop
hop	bop	hop
crop	mop	cop
cop	bop	mop
bop	crop	bop

cop	mop	hop
hop	chop	bop
crop	chop	cop
mop	hop	crop
cop	chop	cop

bop

crop

hop

mop

cop

hop

mop

chop

hop

chop

cop

crop

hop

mop

crop

mop

chop

bop

cop

hop

cop

mop

bop

chop

bop

hop

mop

hop

mop

bop

mop

bop

crop

bop

hop

crop

cop

bop

Set Two

# Spin, Color, and Win!


Each player takes a turn to spin a picture and color the matching word.

First player to color all words wins the game.



# op

player 1



player 2

crop	cop	drop
flop	drop	cop
chop	bop	flop
drop	flop	cop
cop	chop	drop

crop	flop	drop
cop	chop	flop
flop	cop	drop
cop	flop	chop
drop	drop	drop


# Spin, Color, and Win!

Make Your Own: #1

Each player takes a turn to spin a picture and color the matching word.  
First player to color all words wins the game.




player 1



player 2









bop



cop



hop



mop

chop



crop

flop



drop





b op



www.PhonicsGarden.com

h op



www.PhonicsGarden.com

c op



www.PhonicsGarden.com

m op



www.PhonicsGarden.com

ch op



www.PhonicsGarden.com

cr op



www.PhonicsGarden.com

dr op



www.PhonicsGarden.com

fl op



www.PhonicsGarden.com

Draw and write your own word puzzles on this page.



	<a href="http://www.PhonicsGarden.com">www.PhonicsGarden.com</a>

	<a href="http://www.PhonicsGarden.com">www.PhonicsGarden.com</a>

	<a href="http://www.PhonicsGarden.com">www.PhonicsGarden.com</a>

	<a href="http://www.PhonicsGarden.com">www.PhonicsGarden.com</a>

Draw and write your own word puzzles on this page.



	 <a href="http://www.PhonicsGarden.com">www.PhonicsGarden.com</a>
--	--



 <a href="http://www.PhonicsGarden.com">www.PhonicsGarden.com</a>	
--	--

 <a href="http://www.PhonicsGarden.com">www.PhonicsGarden.com</a>	
--	--

 <a href="http://www.PhonicsGarden.com">www.PhonicsGarden.com</a>	
--	--



Add the missing letters.

Write the words on

the lines below.

**Word Family**  
Word Spelling



cr \_\_\_\_\_



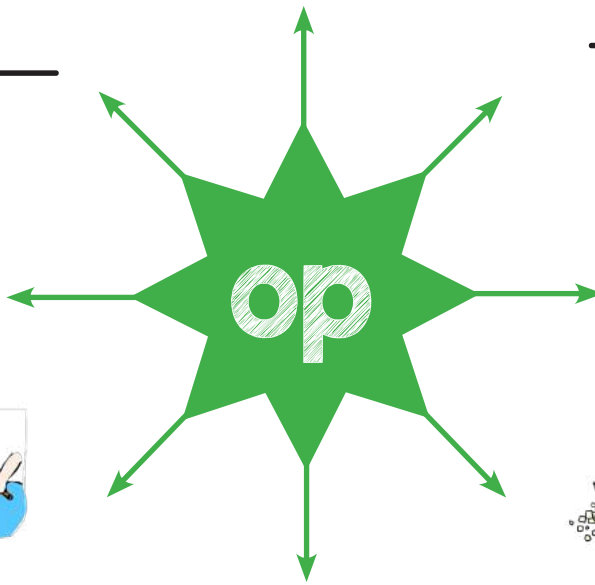
c \_\_\_\_\_



fl \_\_\_\_\_



dr \_\_\_\_\_



h \_\_\_\_\_



b \_\_\_\_\_



ch \_\_\_\_\_



m \_\_\_\_\_

1.     c o p    

2. \_\_\_\_\_

3. \_\_\_\_\_

4. \_\_\_\_\_

5. \_\_\_\_\_

6. \_\_\_\_\_

7. \_\_\_\_\_

8. \_\_\_\_\_

Choose one or two words from above and make a great sentence below.

\_\_\_\_\_

\_\_\_\_\_

\_\_\_\_\_

\_\_\_\_\_

\_\_\_\_\_

After you have finished assembling your word wheel, practice writing each word as you spin the wheel. Spin, read, and write your new words!

Write each word on your word-wheel 2 times each.

\_\_\_\_\_

-----

\_\_\_\_\_

\_\_\_\_\_

-----

\_\_\_\_\_

\_\_\_\_\_

-----

\_\_\_\_\_

\_\_\_\_\_

-----

\_\_\_\_\_

\_\_\_\_\_

-----

\_\_\_\_\_

\_\_\_\_\_

-----

\_\_\_\_\_

\_\_\_\_\_

-----

\_\_\_\_\_

\_\_\_\_\_

-----

\_\_\_\_\_

\_\_\_\_\_

-----

\_\_\_\_\_

\_\_\_\_\_

-----

\_\_\_\_\_

\_\_\_\_\_

-----

\_\_\_\_\_

\_\_\_\_\_

-----

\_\_\_\_\_

\_\_\_\_\_

-----

\_\_\_\_\_

\_\_\_\_\_

-----

\_\_\_\_\_

\_\_\_\_\_

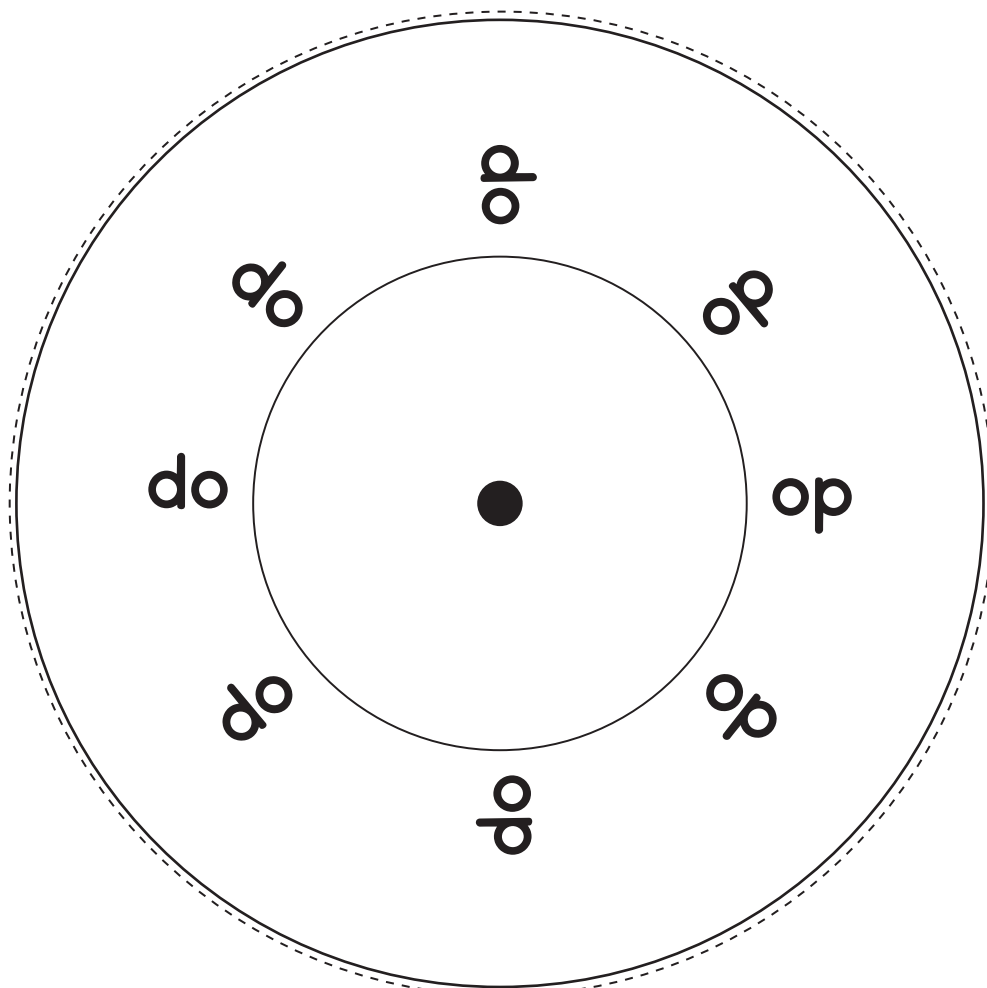
-----


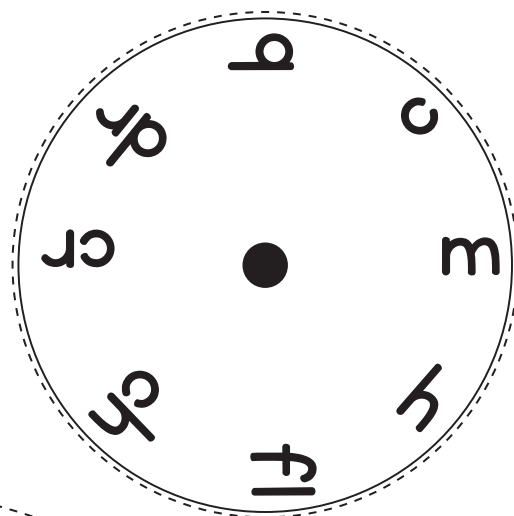
\_\_\_\_\_

\_\_\_\_\_

-----

\_\_\_\_\_










# SPINNER op word family

www.PhonicsGarden.com

Phonics Garden



chop

pop

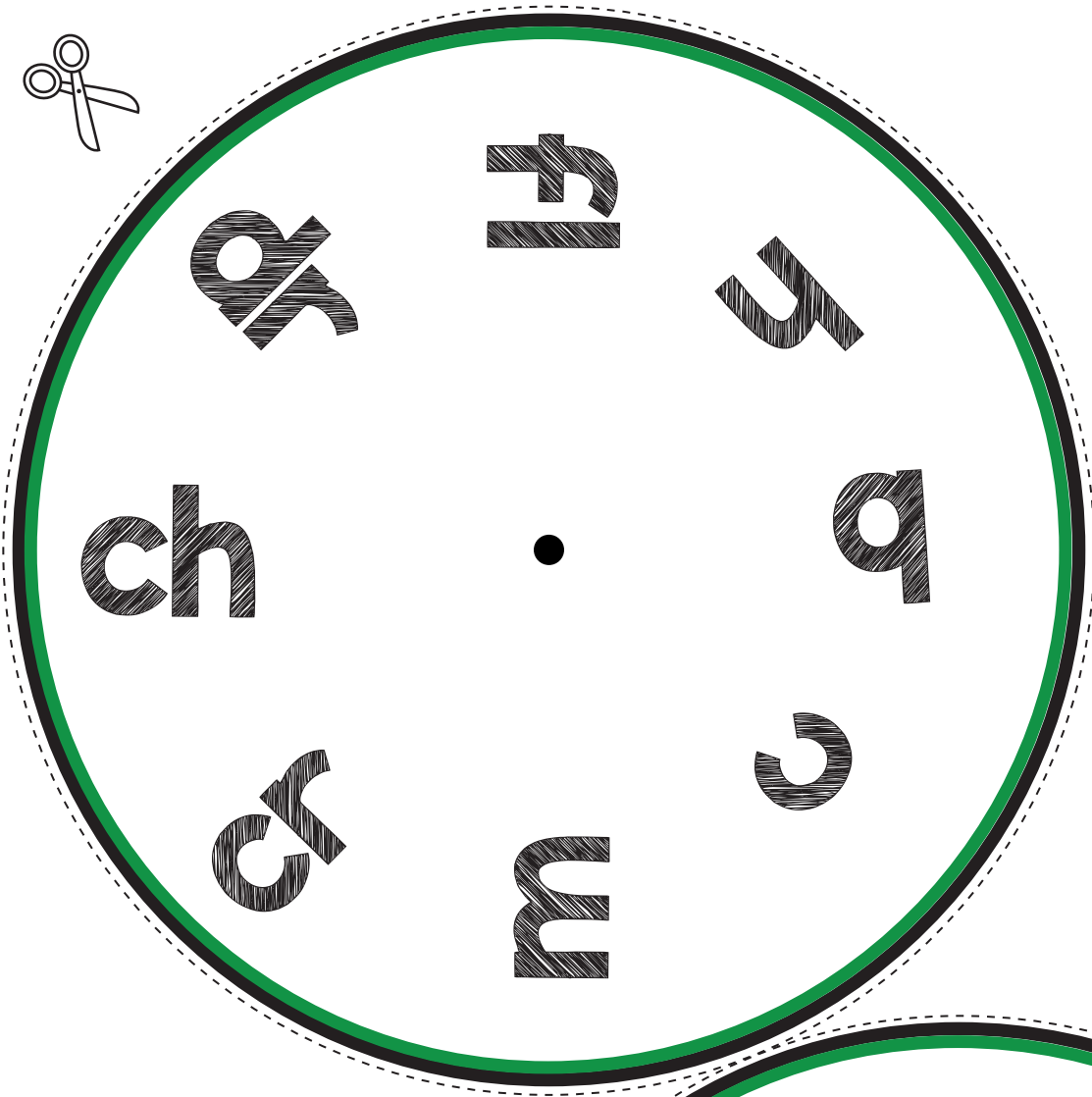
bop

cop

hop

crop

Illustrations: a knife chopping a vegetable, a boy jumping, a dog in a bathtub, a police officer, a broom, and a bunch of hops.

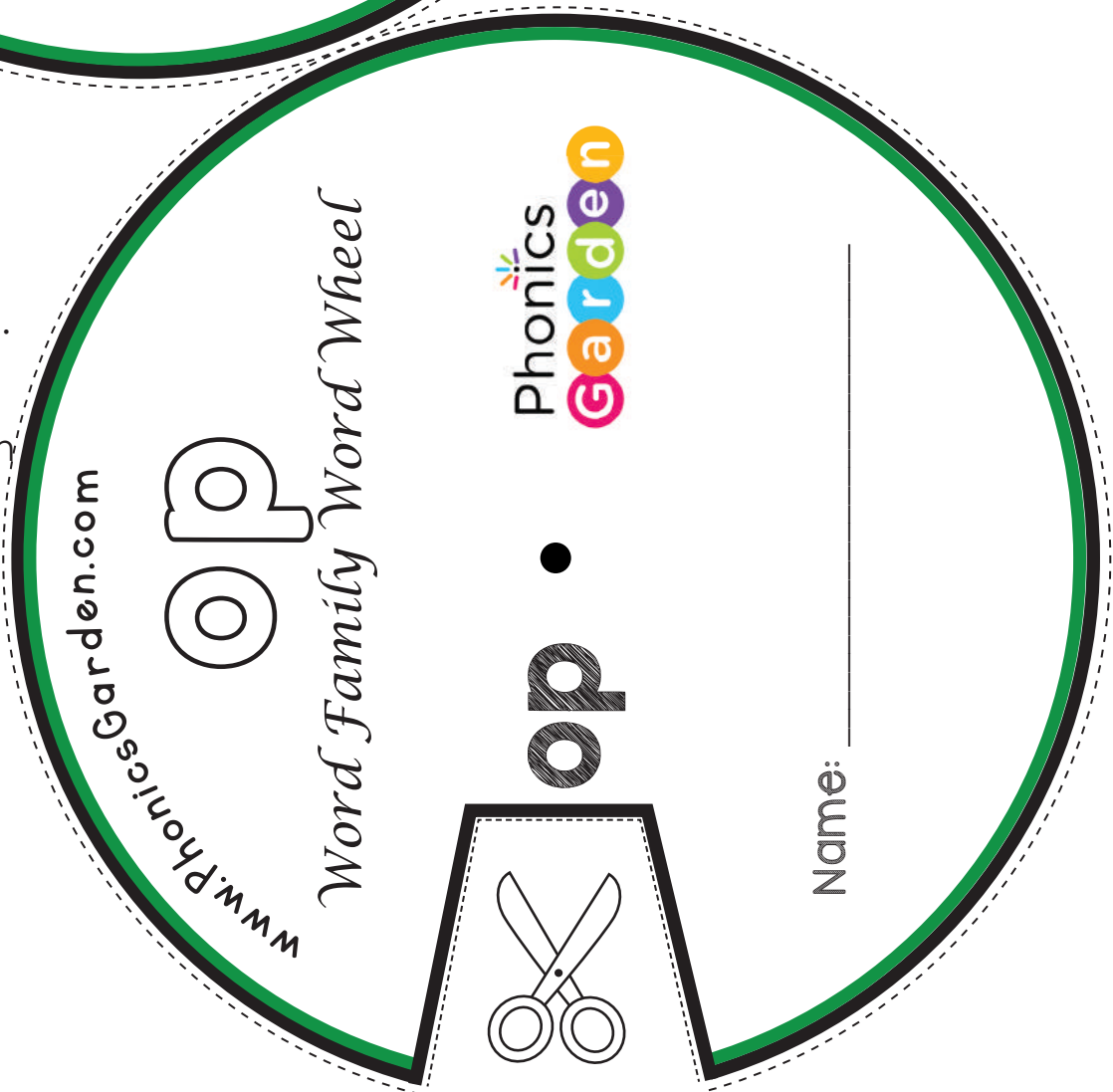


### ~op Words

Step 1:  
Print the word wheel on card stock paper for best results.

Step 2: Attach the front to the back with a brass paper fastener, paperclip, or another fastening object.


Step 3: Have your students spin the wheel to make and read the words.



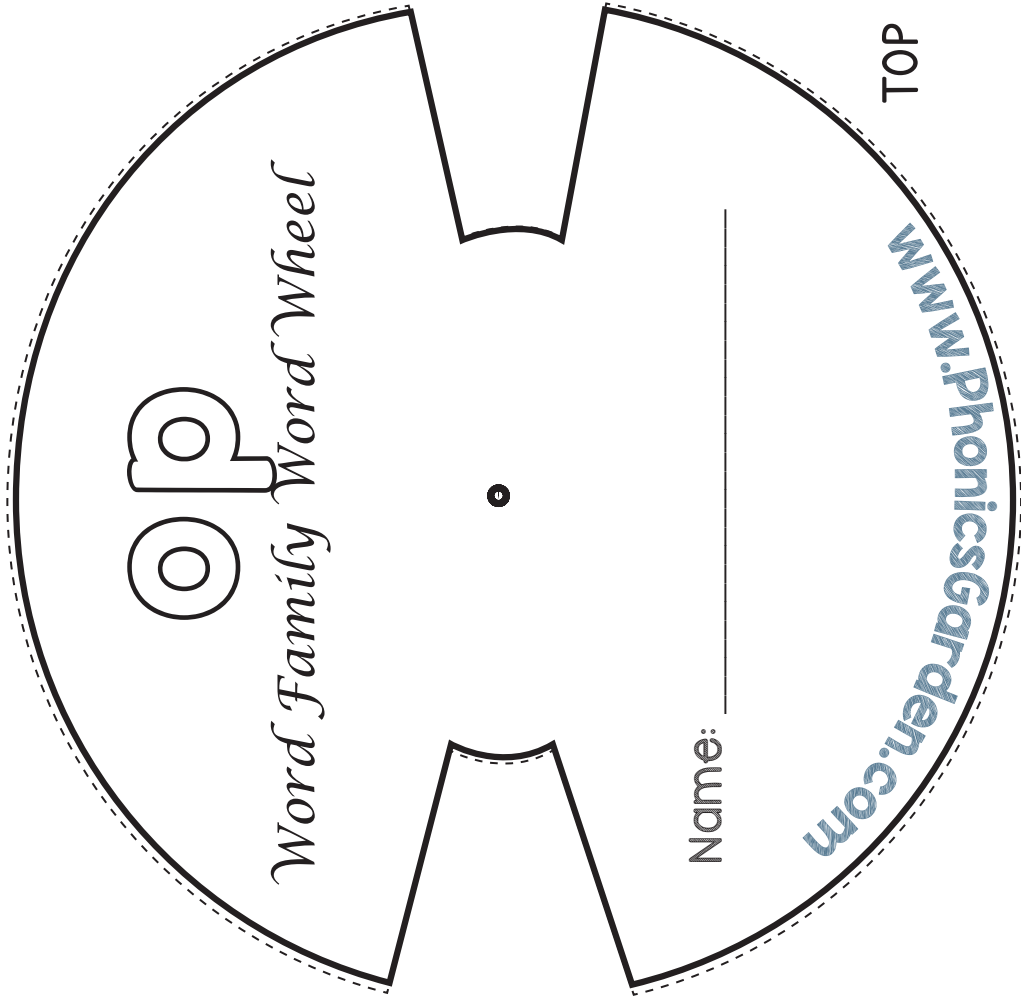
Name: \_\_\_\_\_

# Word Wheel

This Word Wheel will help your students practice reading.  
Moving the wheel will match the word with the picture clue.



BOTTOM



TOP

## Instructions

1. Copy on to the white card stock
2. Cut out the two shapes on the dotted lines.
3. Place TOP wheel on the TOP of the BOTTOM wheel.
4. Insert split pin in the center.
5. Have students spin and read.

Cut out the words and pictures. Paste them down where they belong matching each word and picture.

op

ot






bop

hop

bot

cot



chop

cop

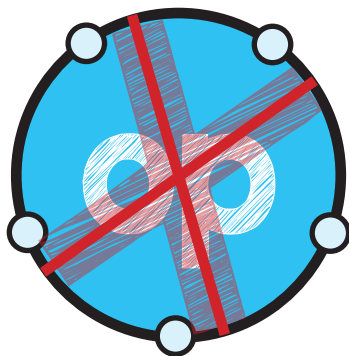


dot

got



Connect the /op/ word family words with the **op**.

Connect the words that are NOT part of the /op/ word family with the **X**.



Practice writing your /op/ words.

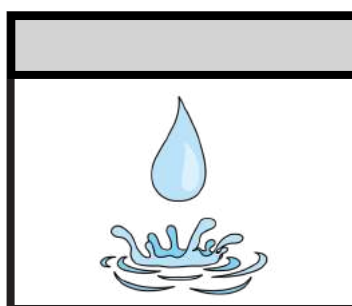

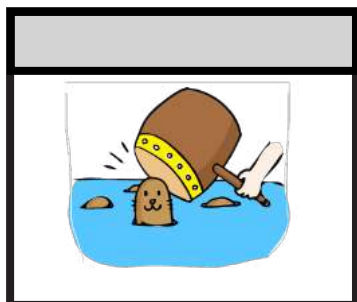
_____	_____	_____
_____	_____	_____
_____	_____	_____
_____	_____	_____
_____	_____	_____



What  
is in the

op house?

set 1



When you are done cutting and pasting your words, finish the sentence below. Add a full-stop period.

In the house, I can see

o \_\_\_\_\_, and

Write the missing letters below. Cut out the boxes and glue the top flap onto the matching picture. ✂

op

op

op



op



What  
is in the

op house?

set 2



When you are done cutting and pasting your words, finish the sentence below. Add a full-stop period.

In the house, I can see

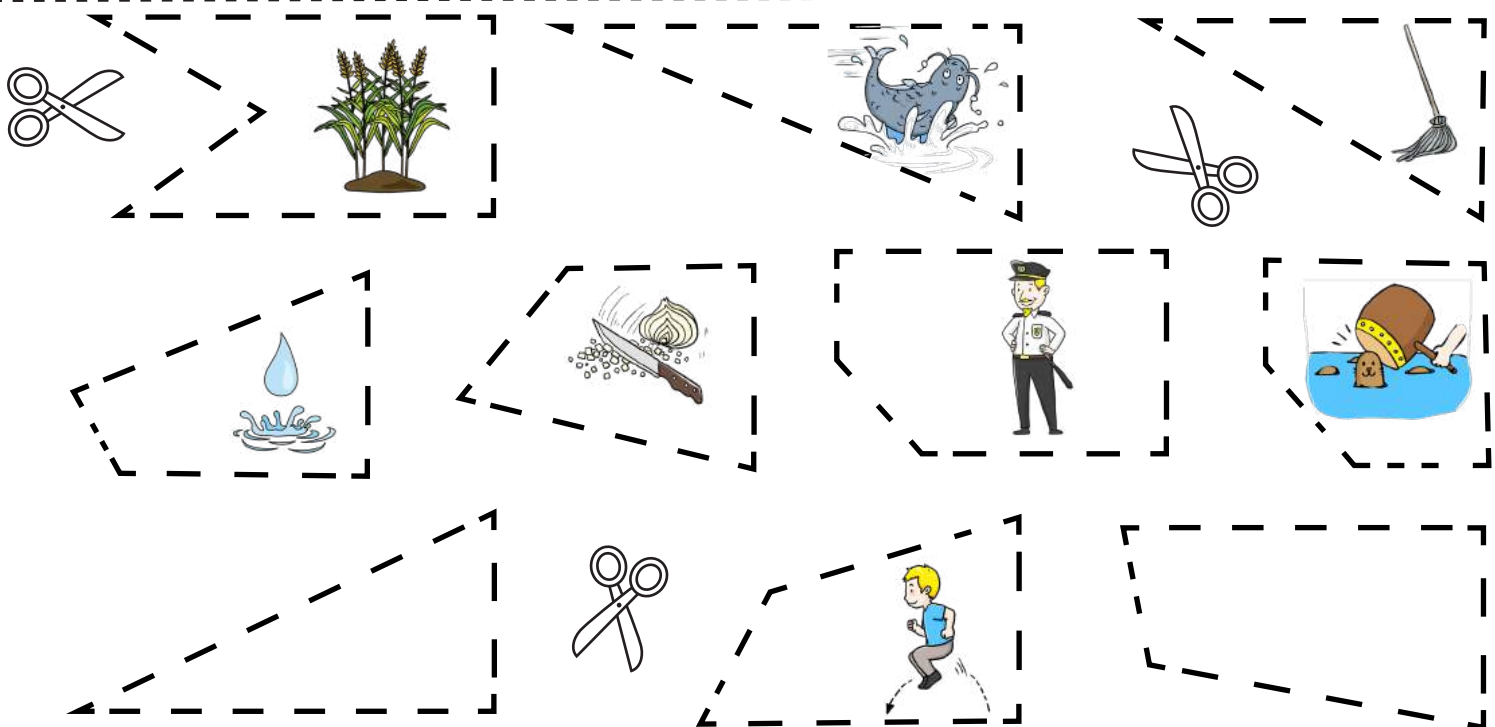


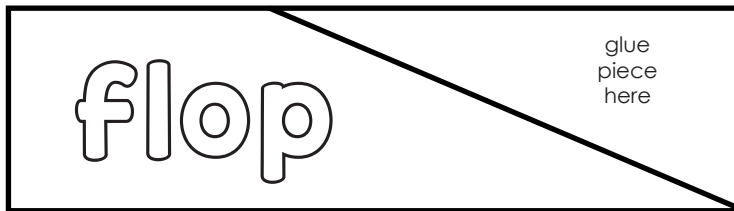
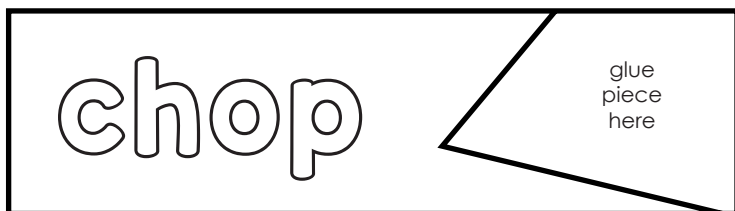
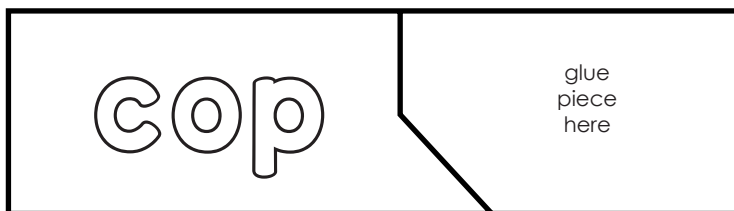
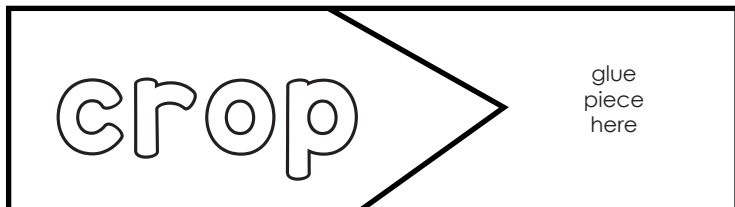
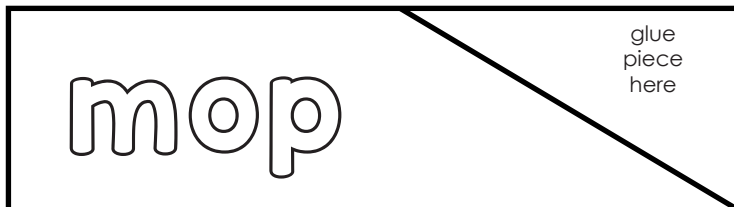


a \_\_\_\_\_, and

Write the missing letters below. Cut out the boxes and glue the top flap onto the matching picture. 






Cut out each of the puzzle pieces and glue them where they belong.



Color the word box that goes with the picture.


Write the words below.

**1**




chop	crop
------	------

**2**




cop	crop
-----	------

**3**




cop	drop
-----	------

**4**




drop	mop
------	-----

**5**




mop	flop
-----	------

**6**




bop	chop
-----	------

**7**



bop	flop
-----	------

**8**



drop	hop
------	-----

\_\_\_\_\_

\_\_\_\_\_

**2** \_\_\_\_\_

\_\_\_\_\_

**3** \_\_\_\_\_

\_\_\_\_\_

**4** \_\_\_\_\_

\_\_\_\_\_

**5** \_\_\_\_\_

\_\_\_\_\_

**6** \_\_\_\_\_









\_\_\_\_\_

**7** \_\_\_\_\_









\_\_\_\_\_

**8** \_\_\_\_\_









Write the letters in the correct order to make the word that matches the picture.

1		o h p	h	o	p
2		o p m			
3		dr p o			
4		o p fl			
5		cr p o			
6		p o ch			
7		b p o			
8		o c p			

Write the letters in the correct order to make the word that matches the picture.


1		<div style="display: flex; justify-content: space-around; align-items: center;"> <div style="border: 1px solid black; border-radius: 50%; width: 60px; height: 60px; display: flex; align-items: center; justify-content: center; font-size: 24px;">b</div> <div style="border: 1px solid black; border-radius: 50%; width: 60px; height: 60px; display: flex; align-items: center; justify-content: center; font-size: 24px;">p</div> <div style="border: 1px solid black; border-radius: 50%; width: 60px; height: 60px; display: flex; align-items: center; justify-content: center; font-size: 24px;">o</div> </div> <div style="display: flex; justify-content: space-around; margin-top: 10px;"> <div style="border: 1px solid black; width: 60px; height: 60px; display: flex; align-items: center; justify-content: center;">b</div> <div style="border: 1px solid black; width: 60px; height: 60px; display: flex; align-items: center; justify-content: center;">o</div> <div style="border: 1px solid black; width: 60px; height: 60px; display: flex; align-items: center; justify-content: center;">p</div> </div>
2		<div style="display: flex; justify-content: space-around; align-items: center;"> <div style="border: 1px solid black; border-radius: 50%; width: 60px; height: 60px; display: flex; align-items: center; justify-content: center; font-size: 24px;">o</div> <div style="border: 1px solid black; border-radius: 50%; width: 60px; height: 60px; display: flex; align-items: center; justify-content: center; font-size: 24px;">c</div> <div style="border: 1px solid black; border-radius: 50%; width: 60px; height: 60px; display: flex; align-items: center; justify-content: center; font-size: 24px;">p</div> </div> <div style="display: flex; justify-content: space-around; margin-top: 10px;"> <div style="border: 1px solid black; width: 60px; height: 60px;"></div> <div style="border: 1px solid black; width: 60px; height: 60px;"></div> <div style="border: 1px solid black; width: 60px; height: 60px;"></div> </div>
3		<div style="display: flex; justify-content: space-around; align-items: center;"> <div style="border: 1px solid black; border-radius: 50%; width: 60px; height: 60px; display: flex; align-items: center; justify-content: center; font-size: 24px;">cr</div> <div style="border: 1px solid black; border-radius: 50%; width: 60px; height: 60px; display: flex; align-items: center; justify-content: center; font-size: 24px;">p</div> <div style="border: 1px solid black; border-radius: 50%; width: 60px; height: 60px; display: flex; align-items: center; justify-content: center; font-size: 24px;">o</div> </div> <div style="display: flex; justify-content: space-around; margin-top: 10px;"> <div style="border: 1px solid black; width: 60px; height: 60px;"></div> <div style="border: 1px solid black; width: 60px; height: 60px;"></div> <div style="border: 1px solid black; width: 60px; height: 60px;"></div> </div>
4		<div style="display: flex; justify-content: space-around; align-items: center;"> <div style="border: 1px solid black; border-radius: 50%; width: 60px; height: 60px; display: flex; align-items: center; justify-content: center; font-size: 24px;">p</div> <div style="border: 1px solid black; border-radius: 50%; width: 60px; height: 60px; display: flex; align-items: center; justify-content: center; font-size: 24px;">o</div> <div style="border: 1px solid black; border-radius: 50%; width: 60px; height: 60px; display: flex; align-items: center; justify-content: center; font-size: 24px;">ch</div> </div> <div style="display: flex; justify-content: space-around; margin-top: 10px;"> <div style="border: 1px solid black; width: 60px; height: 60px;"></div> <div style="border: 1px solid black; width: 60px; height: 60px;"></div> <div style="border: 1px solid black; width: 60px; height: 60px;"></div> </div>
5		<div style="display: flex; justify-content: space-around; align-items: center;"> <div style="border: 1px solid black; border-radius: 50%; width: 60px; height: 60px; display: flex; align-items: center; justify-content: center; font-size: 24px;">dr</div> <div style="border: 1px solid black; border-radius: 50%; width: 60px; height: 60px; display: flex; align-items: center; justify-content: center; font-size: 24px;">p</div> <div style="border: 1px solid black; border-radius: 50%; width: 60px; height: 60px; display: flex; align-items: center; justify-content: center; font-size: 24px;">o</div> </div> <div style="display: flex; justify-content: space-around; margin-top: 10px;"> <div style="border: 1px solid black; width: 60px; height: 60px;"></div> <div style="border: 1px solid black; width: 60px; height: 60px;"></div> <div style="border: 1px solid black; width: 60px; height: 60px;"></div> </div>
6		<div style="display: flex; justify-content: space-around; align-items: center;"> <div style="border: 1px solid black; border-radius: 50%; width: 60px; height: 60px; display: flex; align-items: center; justify-content: center; font-size: 24px;">o</div> <div style="border: 1px solid black; border-radius: 50%; width: 60px; height: 60px; display: flex; align-items: center; justify-content: center; font-size: 24px;">p</div> <div style="border: 1px solid black; border-radius: 50%; width: 60px; height: 60px; display: flex; align-items: center; justify-content: center; font-size: 24px;">fl</div> </div> <div style="display: flex; justify-content: space-around; margin-top: 10px;"> <div style="border: 1px solid black; width: 60px; height: 60px;"></div> <div style="border: 1px solid black; width: 60px; height: 60px;"></div> <div style="border: 1px solid black; width: 60px; height: 60px;"></div> </div>
7		<div style="display: flex; justify-content: space-around; align-items: center;"> <div style="border: 1px solid black; border-radius: 50%; width: 60px; height: 60px; display: flex; align-items: center; justify-content: center; font-size: 24px;">o</div> <div style="border: 1px solid black; border-radius: 50%; width: 60px; height: 60px; display: flex; align-items: center; justify-content: center; font-size: 24px;">h</div> <div style="border: 1px solid black; border-radius: 50%; width: 60px; height: 60px; display: flex; align-items: center; justify-content: center; font-size: 24px;">p</div> </div> <div style="display: flex; justify-content: space-around; margin-top: 10px;"> <div style="border: 1px solid black; width: 60px; height: 60px;"></div> <div style="border: 1px solid black; width: 60px; height: 60px;"></div> <div style="border: 1px solid black; width: 60px; height: 60px;"></div> </div>
8		<div style="display: flex; justify-content: space-around; align-items: center;"> <div style="border: 1px solid black; border-radius: 50%; width: 60px; height: 60px; display: flex; align-items: center; justify-content: center; font-size: 24px;">o</div> <div style="border: 1px solid black; border-radius: 50%; width: 60px; height: 60px; display: flex; align-items: center; justify-content: center; font-size: 24px;">p</div> <div style="border: 1px solid black; border-radius: 50%; width: 60px; height: 60px; display: flex; align-items: center; justify-content: center; font-size: 24px;">m</div> </div> <div style="display: flex; justify-content: space-around; margin-top: 10px;"> <div style="border: 1px solid black; width: 60px; height: 60px;"></div> <div style="border: 1px solid black; width: 60px; height: 60px;"></div> <div style="border: 1px solid black; width: 60px; height: 60px;"></div> </div>

**UNSCRAMBLE the LETTERS** Write the missing letter in the circle.  
Write the letters in the correct order to make the word that matches the picture.

1		<div style="display: flex; justify-content: space-around;"> <div style="border: 1px solid black; border-radius: 50%; width: 60px; height: 60px; display: flex; align-items: center; justify-content: center; font-size: 24px;">m</div> <div style="border: 1px solid black; border-radius: 50%; width: 60px; height: 60px; display: flex; align-items: center; justify-content: center; font-size: 24px;">p</div> <div style="border: 1px solid black; border-radius: 50%; width: 60px; height: 60px; display: flex; align-items: center; justify-content: center; font-size: 24px;">o</div> </div> <div style="display: flex; justify-content: space-around; margin-top: 10px;"> <div style="border: 1px solid black; width: 60px; height: 60px; display: flex; align-items: center; justify-content: center; font-size: 24px;">m</div> <div style="border: 1px solid black; width: 60px; height: 60px; display: flex; align-items: center; justify-content: center; font-size: 24px;">o</div> <div style="border: 1px solid black; width: 60px; height: 60px; display: flex; align-items: center; justify-content: center; font-size: 24px;">p</div> </div>
2		<div style="display: flex; justify-content: space-around;"> <div style="border: 1px solid black; border-radius: 50%; width: 60px; height: 60px; display: flex; align-items: center; justify-content: center; font-size: 24px;">dr</div> <div style="border: 1px solid black; border-radius: 50%; width: 60px; height: 60px;"></div> <div style="border: 1px solid black; border-radius: 50%; width: 60px; height: 60px; display: flex; align-items: center; justify-content: center; font-size: 24px;">o</div> </div> <div style="display: flex; justify-content: space-around; margin-top: 10px;"> <div style="border: 1px solid black; width: 60px; height: 60px;"></div> <div style="border: 1px solid black; width: 60px; height: 60px;"></div> <div style="border: 1px solid black; width: 60px; height: 60px;"></div> </div>
3		<div style="display: flex; justify-content: space-around;"> <div style="border: 1px solid black; border-radius: 50%; width: 60px; height: 60px; display: flex; align-items: center; justify-content: center; font-size: 24px;">o</div> <div style="border: 1px solid black; border-radius: 50%; width: 60px; height: 60px; display: flex; align-items: center; justify-content: center; font-size: 24px;">p</div> <div style="border: 1px solid black; border-radius: 50%; width: 60px; height: 60px;"></div> </div> <div style="display: flex; justify-content: space-around; margin-top: 10px;"> <div style="border: 1px solid black; width: 60px; height: 60px;"></div> <div style="border: 1px solid black; width: 60px; height: 60px;"></div> <div style="border: 1px solid black; width: 60px; height: 60px;"></div> </div>
4		<div style="display: flex; justify-content: space-around;"> <div style="border: 1px solid black; border-radius: 50%; width: 60px; height: 60px;"></div> <div style="border: 1px solid black; border-radius: 50%; width: 60px; height: 60px; display: flex; align-items: center; justify-content: center; font-size: 24px;">h</div> <div style="border: 1px solid black; border-radius: 50%; width: 60px; height: 60px; display: flex; align-items: center; justify-content: center; font-size: 24px;">p</div> </div> <div style="display: flex; justify-content: space-around; margin-top: 10px;"> <div style="border: 1px solid black; width: 60px; height: 60px;"></div> <div style="border: 1px solid black; width: 60px; height: 60px;"></div> <div style="border: 1px solid black; width: 60px; height: 60px;"></div> </div>
5		<div style="display: flex; justify-content: space-around;"> <div style="border: 1px solid black; border-radius: 50%; width: 60px; height: 60px; display: flex; align-items: center; justify-content: center; font-size: 24px;">b</div> <div style="border: 1px solid black; border-radius: 50%; width: 60px; height: 60px;"></div> <div style="border: 1px solid black; border-radius: 50%; width: 60px; height: 60px; display: flex; align-items: center; justify-content: center; font-size: 24px;">o</div> </div> <div style="display: flex; justify-content: space-around; margin-top: 10px;"> <div style="border: 1px solid black; width: 60px; height: 60px;"></div> <div style="border: 1px solid black; width: 60px; height: 60px;"></div> <div style="border: 1px solid black; width: 60px; height: 60px;"></div> </div>
6		<div style="display: flex; justify-content: space-around;"> <div style="border: 1px solid black; border-radius: 50%; width: 60px; height: 60px; display: flex; align-items: center; justify-content: center; font-size: 24px;">o</div> <div style="border: 1px solid black; border-radius: 50%; width: 60px; height: 60px;"></div> <div style="border: 1px solid black; border-radius: 50%; width: 60px; height: 60px; display: flex; align-items: center; justify-content: center; font-size: 24px;">p</div> </div> <div style="display: flex; justify-content: space-around; margin-top: 10px;"> <div style="border: 1px solid black; width: 60px; height: 60px;"></div> <div style="border: 1px solid black; width: 60px; height: 60px;"></div> <div style="border: 1px solid black; width: 60px; height: 60px;"></div> </div>
7		<div style="display: flex; justify-content: space-around;"> <div style="border: 1px solid black; border-radius: 50%; width: 60px; height: 60px; display: flex; align-items: center; justify-content: center; font-size: 24px;">cr</div> <div style="border: 1px solid black; border-radius: 50%; width: 60px; height: 60px; display: flex; align-items: center; justify-content: center; font-size: 24px;">p</div> <div style="border: 1px solid black; border-radius: 50%; width: 60px; height: 60px;"></div> </div> <div style="display: flex; justify-content: space-around; margin-top: 10px;"> <div style="border: 1px solid black; width: 60px; height: 60px;"></div> <div style="border: 1px solid black; width: 60px; height: 60px;"></div> <div style="border: 1px solid black; width: 60px; height: 60px;"></div> </div>
8		<div style="display: flex; justify-content: space-around;"> <div style="border: 1px solid black; border-radius: 50%; width: 60px; height: 60px; display: flex; align-items: center; justify-content: center; font-size: 24px;">p</div> <div style="border: 1px solid black; border-radius: 50%; width: 60px; height: 60px; display: flex; align-items: center; justify-content: center; font-size: 24px;">o</div> <div style="border: 1px solid black; border-radius: 50%; width: 60px; height: 60px;"></div> </div> <div style="display: flex; justify-content: space-around; margin-top: 10px;"> <div style="border: 1px solid black; width: 60px; height: 60px;"></div> <div style="border: 1px solid black; width: 60px; height: 60px;"></div> <div style="border: 1px solid black; width: 60px; height: 60px;"></div> </div>

Read and Write! Write the missing letter in the circle.  
Write the letters in the correct order to make the word that matches the picture.

1




\_\_\_\_\_

-----

\_\_\_\_\_

2




\_\_\_\_\_

-----

\_\_\_\_\_

3




\_\_\_\_\_

-----

\_\_\_\_\_

4




\_\_\_\_\_

-----

\_\_\_\_\_

5




\_\_\_\_\_

-----

\_\_\_\_\_

6




\_\_\_\_\_

-----

\_\_\_\_\_

7




\_\_\_\_\_

-----

\_\_\_\_\_

8



\_\_\_\_\_

-----

\_\_\_\_\_



Say it! Build it! Write! Color the letters that spell the picture's name. Write the word on the line.

bop

hop

cop

crop

mop

chop

flop

drop



t	b	b	o	e	p	m
---	---	---	---	---	---	---

\_\_\_\_\_

-----

\_\_\_\_\_



dr	v	u	o	nd	i	p
----	---	---	---	----	---	---

\_\_\_\_\_

-----

\_\_\_\_\_



h	t	s	e	f	o	p
---	---	---	---	---	---	---

\_\_\_\_\_

-----

\_\_\_\_\_



j	c	k	o	o	p	r
---	---	---	---	---	---	---

\_\_\_\_\_

-----

\_\_\_\_\_



fl	p	l	n	o	s	p
----	---	---	---	---	---	---

\_\_\_\_\_

-----

\_\_\_\_\_



r	cr	q	n	o	p	h
---	----	---	---	---	---	---

\_\_\_\_\_

-----

\_\_\_\_\_



fl	m	n	o	s	p	r
----	---	---	---	---	---	---

\_\_\_\_\_

-----

\_\_\_\_\_



h	tr	k	ch	sn	o	p
---	----	---	----	----	---	---

\_\_\_\_\_

-----

\_\_\_\_\_



Say it! Build it! Write it! Color the letters that spell the picture's name. Write the word on the line.

bop

hop

flop

drop

mop

cop

crop

chop

1



dr	v	l	fl	i	o	p
----	---	---	----	---	---	---

\_\_\_\_\_

-----

\_\_\_\_\_

2



h	t	s	o	f	ch	p
---	---	---	---	---	----	---

\_\_\_\_\_

-----

\_\_\_\_\_

3



t	b	b	o	e	p	m
---	---	---	---	---	---	---

\_\_\_\_\_

-----

\_\_\_\_\_

4



m	v	n	o	tr	p	r
---	---	---	---	----	---	---

\_\_\_\_\_

-----

\_\_\_\_\_

5



h	pl	k	ch	s	o	p
---	----	---	----	---	---	---

\_\_\_\_\_

-----

\_\_\_\_\_

6



j	c	k	o	o	p	r
---	---	---	---	---	---	---

\_\_\_\_\_

-----

\_\_\_\_\_

7



fl	p	l	sh	o	s	p
----	---	---	----	---	---	---

\_\_\_\_\_

-----

\_\_\_\_\_

8



r	cr	q	wh	o	p	h
---	----	---	----	---	---	---

\_\_\_\_\_

-----

\_\_\_\_\_

Draw a line to match the letters.

Write the words two times each.



1. 

b	e	p
n	o	g

\_\_\_\_\_

\_\_\_\_\_

\_\_\_\_\_



2. 

t	o	b
cr	o	p

\_\_\_\_\_

\_\_\_\_\_

\_\_\_\_\_



3. 

n	o	p
h	u	p

\_\_\_\_\_

\_\_\_\_\_

\_\_\_\_\_



4. 

m	o	p
t	o	s

\_\_\_\_\_

\_\_\_\_\_

\_\_\_\_\_



5. 

c	o	m
h	u	p

\_\_\_\_\_

\_\_\_\_\_

\_\_\_\_\_



6. 

fl	a	k
a	o	p

\_\_\_\_\_

\_\_\_\_\_

\_\_\_\_\_



7. 

fr	e	p
dr	o	n

\_\_\_\_\_

\_\_\_\_\_

\_\_\_\_\_



8. 

d	o	s
ch	o	p

\_\_\_\_\_

\_\_\_\_\_


\_\_\_\_\_

SEE - SAY - CUT - PASTE - READ

op set 1


Cut out the letters. Glue them under the pictures to spell the words correctly.

1.




--	--	--

2.




--	--	--

3.



--	--	--

4.



--	--	--

o	o	o	o	p	p
p	p	m	c	ch	cr




SEE - SAY - CUT - PASTE - READ

op set 2


Cut out the letters. Glue them under the pictures to spell the words correctly.

1.




--	--	--

2.




--	--	--

3.



--	--	--

4.



--	--	--

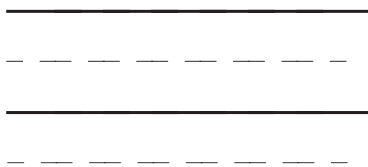
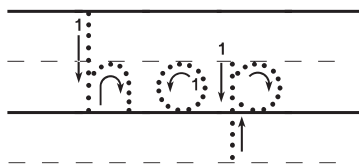
o	o	o	o	p	p
p	p	fl	dr	b	h



Trace

write

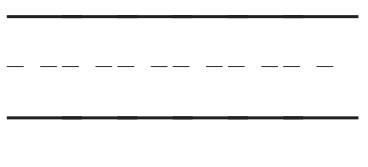
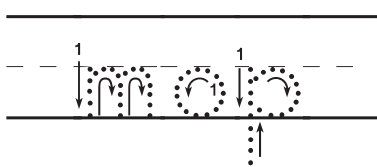
color



Trace

write


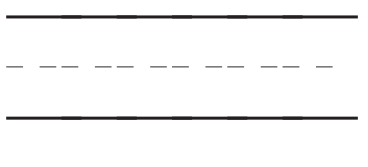
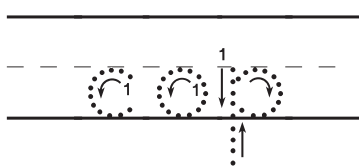
color



Trace

write

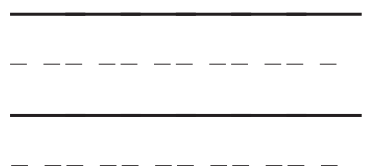
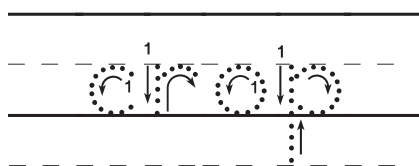
color



Trace

write

color



Write a sentence of your own using some words from above.

\_\_\_\_\_

\_\_\_\_\_

\_\_\_\_\_

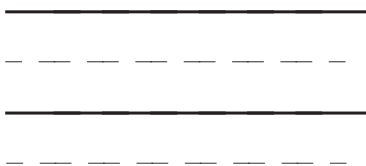
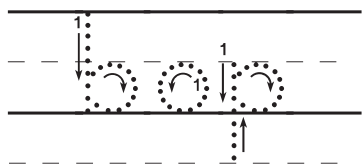
\_\_\_\_\_

\_\_\_\_\_

Trace

write

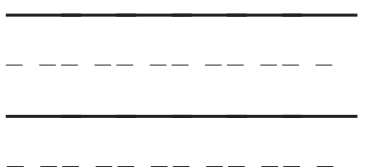
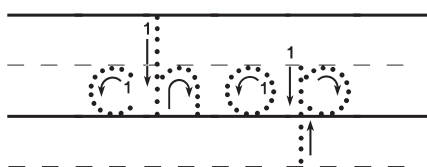
color



Trace

write

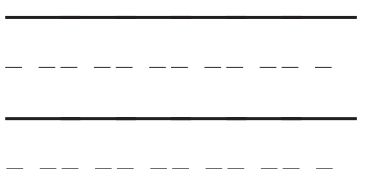
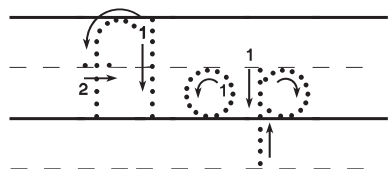
color



Trace

write

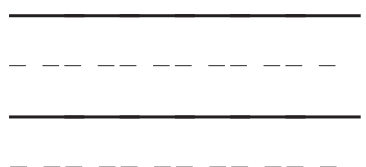
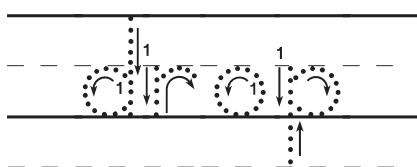
color



Trace

write

color



Write a sentence of your own using some words from above.

\_\_\_\_\_

\_\_\_\_\_

\_\_\_\_\_

\_\_\_\_\_

\_\_\_\_\_

## SENTENCE BUILDING



The crop can grow well.

---

---

---

---

---

---



It is a drop of water.

---

---

---

---

---

---

Cut out the words and paste them in the boxes above to make a sentence. Then, write your sentence on the line.



can	crop	well	The	grow	.	
drop	is	It	of	a	water	.

## SENTENCE BUILDING



I can play and bop.

---

---

---

---

---

---

---



The fish can flip and flop.

---

---

---

---

---

---

---

Cut out the words and paste them in the boxes above to make a sentence. Then, write your sentence on the line.



play	and	I	can	bop	.	
fish	flip	and	The	flop	can	.



## SENTENCE BUILDING



I can hop and play.

---

---

---

---

---

---



I have a mop to wash.

---

---

---

---

---

---

Cut out the words and paste them in the boxes above to make a sentence. Then, write your sentence on the line.



hop	can	I	and	play	.	
mop	have	a	I	to	wash	.

# SENTENCE BUILDING



The cop is very good.

---

---

---

---

---

---



I chop the onion.

---

---

---

---

---

---

Cut out the words and paste them in the boxes above to make a sentence. Then, write your sentence on the line.



very	cop	is	The	good	.
chop	I	the	onion	.	.

# Let's Read the op Words

Directions: To assemble your flip-book reader, cut out all the boxes along the dashed-black lines. Attach the smaller boxes on top of each other by stapling them to the shaded gray area indicated. The top box has the word "Name" on it.



Bottom of Book

op



b



c



m



h



cr







ch



dr




fl



Directions: Cut out the letters and build the words to match the pictures.

# See It! Build It!




o



o



p



o



p



dr

o



fl

p

Directions: Draw and write two of your own /op/ words in the boxes below.

o o o o o o p p p p p p b

cr

m

c


n

ch


Directions: Read the sentence and match the picture to it.

# Match It!


Set 1




I can hop and play.




I have a mop to wash.



The cop is very good.



I chop the onion.




Directions: Draw and write your own /op/ word sentence.

\_\_\_\_\_

-----

\_\_\_\_\_

-----




Directions: Read the sentence and match the picture to it.

# Match It!


Set 2




The crop can grow well.



It is a drop of water.



I can play and bop.



The fish can flip and flop.


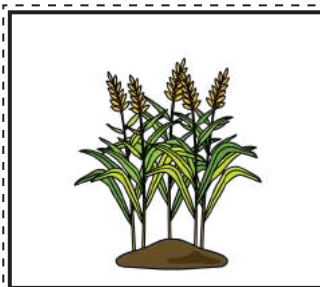


Directions: Draw and write your own /op/ word sentence.

---

---

---



Directions: Read the sentence and write the missing word in the blank. Use the pictures to help you.


Set 1

# FILL IT!

1 I clean with a \_\_\_\_\_.




2 It is my turn to \_\_\_\_\_.



3 Farmers grow the \_\_\_\_\_.



4 I can \_\_\_\_\_ up and down.




5 Directions: Draw and write your own /op/ word sentence.

\_\_\_\_\_

-----

\_\_\_\_\_



bop    hop    mop    crop



Directions: Read the sentence and write the missing word in the blank. Use the pictures to help you.

Set 2

# FILL IT!


1 The water \_\_\_\_\_ falls down.




2 It goes \_\_\_\_\_ in the water.



3 I \_\_\_\_\_ when I cook.



4 I want to be a \_\_\_\_\_.



5 Directions: Draw and write your own /op/ word sentence.



flop


drop

chop


cop

Directions: Trace the words  
and draw a matching picture.


op DRAW IT!




bop




mop




hop




chop




crop




flap




mop




crop




drop



chop




cop



hop

Directions: Look at the pictures and write the word that matches.

# op WRITE IT!



\_\_\_\_\_

\_\_\_\_\_

\_\_\_\_\_



\_\_\_\_\_

\_\_\_\_\_

\_\_\_\_\_



\_\_\_\_\_

\_\_\_\_\_

\_\_\_\_\_



\_\_\_\_\_

\_\_\_\_\_

\_\_\_\_\_



\_\_\_\_\_

\_\_\_\_\_


\_\_\_\_\_



\_\_\_\_\_

\_\_\_\_\_

\_\_\_\_\_



\_\_\_\_\_

\_\_\_\_\_

\_\_\_\_\_




\_\_\_\_\_

\_\_\_\_\_

\_\_\_\_\_


Directions: Draw and write your own /op/ words.



\_\_\_\_\_

\_\_\_\_\_


\_\_\_\_\_



\_\_\_\_\_

\_\_\_\_\_


\_\_\_\_\_



\_\_\_\_\_

\_\_\_\_\_

\_\_\_\_\_



\_\_\_\_\_

\_\_\_\_\_

\_\_\_\_\_

Directions: Circle the words that belong with the /op/ word family.

CIRCLE IT!

bop



bot

hop

cot

chop

dot

hop

got

flop

hot

mop

drop

cop

pot

not

bop

crop

Directions: Draw a line to connect the picture with the word it matches.

# CONNECT IT

a



b



c



d



e



f



g



h



1. flop

2. hop

3. bop

4. drop










5. cop

6. crop

7. chop

8. mop

Circle the correct word and write it on the line.

<p>1. </p> <p>bop                      hop</p> <p>_____</p> <p>-----</p> <p>_____</p>	<p>2. </p> <p>flop                      crop</p> <p>_____</p> <p>-----</p> <p>_____</p>	<p>3. </p> <p>crop                      mop</p> <p>_____</p> <p>-----</p> <p>_____</p>
<p>4. </p> <p>hop                      cop</p> <p>_____</p> <p>-----</p> <p>_____</p>	<p>5. </p> <p>crop                      drop</p> <p>_____</p> <p>-----</p> <p>_____</p>	<p>6. </p> <p>cop                      chop</p> <p>_____</p> <p>-----</p> <p>_____</p>
<p>7. </p> <p>mop                      drop</p> <p>_____</p> <p>-----</p> <p>_____</p>	<p>8. </p> <p>bop                      chop</p> <p>_____</p> <p>-----</p> <p>_____</p>	<p>9. </p> <p>drop                      flop</p> <p>_____</p> <p>-----</p> <p>_____</p>
<p>l a hear drop. water</p>		

Sort the words above to make a complete sentence below.

\_\_\_\_\_

-----

\_\_\_\_\_

-----

\_\_\_\_\_

-----

\_\_\_\_\_

-----

\_\_\_\_\_

-----

\_\_\_\_\_

-----



Choose words from today's lesson. Write and draw them below.

1.

Word: \_\_\_\_\_  
\_\_\_\_\_  
\_\_\_\_\_

2.

Word: \_\_\_\_\_  
\_\_\_\_\_  
\_\_\_\_\_

3.

Word: \_\_\_\_\_  
\_\_\_\_\_  
\_\_\_\_\_

4.

Word: \_\_\_\_\_  
\_\_\_\_\_  
\_\_\_\_\_



Choose words from today's lesson. Write and draw them below.

1.

Word:

\_\_\_\_\_  
-----  
\_\_\_\_\_

2.

Word:

\_\_\_\_\_  
-----  
\_\_\_\_\_

3.

Word:

\_\_\_\_\_  
-----  
\_\_\_\_\_

4.

Word:

\_\_\_\_\_  
-----  
\_\_\_\_\_

# I Can Read and Match

Trace each word, then match them to the correct picture.

cop

1

a



crop

2

b



chop

3

c



drop

4

d



flop

5

e



pop

6

f



mop

7

g



hop

8

h



Draw and write a story using as many words from the right as you can!

A large rectangular box for drawing and writing a story. The box is divided into a top section for drawing and several horizontal sections for writing, each consisting of a solid top line, a dashed middle line, and a solid bottom line.



bop



hop



drop



flop



mop



crop



cop



chop

Draw and write two sentences using some of the words to the right.

---

---

---

---

---

---

---

---

---

---

---

---

---

---

---

---

---

---

---

---

---

---

---

---

---

---

---

---

---

---

---

---

---

---



bop



hop



drop



flop



mop



crop



cop



chop

Circle the correct word and write it on the line. Add a full-stop period to each sentence.



bop

hop

\_\_\_\_\_ over the pit



hop

cop


The \_\_\_\_\_ can help



flop

crop

The \_\_\_\_\_ is big



crop

drop


I see a \_\_\_\_\_



drop

chop


I \_\_\_\_\_ quickly



chop

mop

Take the \_\_\_\_\_

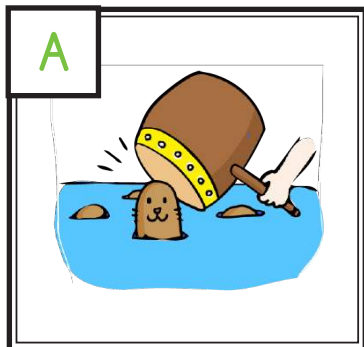


mop

bop



I can \_\_\_\_\_

Match the pictures to their sentences by writing the correct letters in the box.



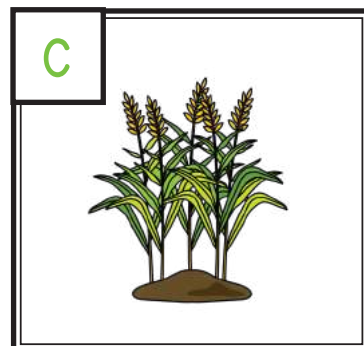


The crop can grow well.

It is a drop of water.






I can play and bop.

The fish can flip and flop.





I can hop and play.

I have a mop to wash.




The cop is very good.

I chop the onion.



Write a great sentence of your own on the lines below.

---



---



---



---











---



---

Use the word box to help you answer each question or statement below.

1. It is my turn to ____.	2. I clean with a ____.	3. I want to be a ____.	4. I ____ when I cook.
			
_____	_____	_____	_____
5. I can ____ up and down.	6. It goes ____ in the water.	7. Farmers grow the ____.	8. The water ____ falls down.
			
_____	_____	_____	_____

Word Box



bop



mop



cop



chop



hop



flop



crop



drop

Use words from above and write a great sentence of your own on the lines below.

\_\_\_\_\_

-----

\_\_\_\_\_

-----

\_\_\_\_\_

-----

\_\_\_\_\_

-----

\_\_\_\_\_


-----

\_\_\_\_\_

-----

Cut and paste the words on the right in alphabet order.

Cut & Paste



drop



bop



hop



cop



mop



chop



crop







Cut and paste the pictures. Then, write each word 2 times each.

hop

hop

---

---

---

---

bop

bop

---

---

---

---

chop

chop

---

---

---

---

cop

cop

---

---

---

---

flop

flop

---

---

---

---

mop

mop

---

---

---

---

crop

crop

---

---

---

---





Cut and paste the pictures. Then, write each word 2 times each.

hop

hop

Handwriting practice lines for the word 'hop', consisting of a solid top line, a dashed middle line, and a solid bottom line.

bop

bop

Handwriting practice lines for the word 'bop', consisting of a solid top line, a dashed middle line, and a solid bottom line.

chop

chop

Handwriting practice lines for the word 'chop', consisting of a solid top line, a dashed middle line, and a solid bottom line.

cop

cop

Handwriting practice lines for the word 'cop', consisting of a solid top line, a dashed middle line, and a solid bottom line.

drop

drop

Handwriting practice lines for the word 'drop', consisting of a solid top line, a dashed middle line, and a solid bottom line.

mop

mop

Handwriting practice lines for the word 'mop', consisting of a solid top line, a dashed middle line, and a solid bottom line.

crop

crop

Handwriting practice lines for the word 'crop', consisting of a solid top line, a dashed middle line, and a solid bottom line.



Sort the words to make a great sentence on the lines below.

bop

is



a

It

game.

www.PhonicsGarden.com

\_\_\_\_\_

-----

\_\_\_\_\_

-----

\_\_\_\_\_

Write a sentence of your own about the picture.

\_\_\_\_\_

-----

\_\_\_\_\_

-----

\_\_\_\_\_

Sort the words to make a great sentence on the lines below.

fell

flop.



a

He

with

www.PhonicsGarden.com

Write a sentence of your own about the picture.

Sort the words to make a great sentence on the lines below.

He

doing



hop

overs.

likes

www.PhonicsGarden.com

\_\_\_\_\_

-----

\_\_\_\_\_

-----

\_\_\_\_\_

Write a sentence of your own about the picture.

\_\_\_\_\_

-----

\_\_\_\_\_

-----

\_\_\_\_\_

Sort the words to make a great sentence on the lines below.

see

drop

a

I



the

on

window.

www.PhonicsGarden.com

\_\_\_\_\_

-----

\_\_\_\_\_

\_\_\_\_\_

-----

\_\_\_\_\_

Write a sentence of your own about the picture.

\_\_\_\_\_

-----

\_\_\_\_\_

\_\_\_\_\_

-----

\_\_\_\_\_

Sort the words to make a great sentence on the lines below.

# Farmers



sell

the

crop.

www.PhonicsGarden.com

\_\_\_\_\_

-----

\_\_\_\_\_

-----

\_\_\_\_\_

Write a sentence of your own about the picture.

\_\_\_\_\_

-----

\_\_\_\_\_

-----

\_\_\_\_\_

Sort the words to make a great sentence on the lines below.

chop

I

I



when

onions.

cry

Write a sentence of your own about the picture.



Sort the words to make a great sentence on the lines below.

for

mop



The

is

cleaning.

www.PhonicsGarden.com

\_\_\_\_\_

-----

\_\_\_\_\_

-----

\_\_\_\_\_

Write a sentence of your own about the picture.

\_\_\_\_\_

-----

\_\_\_\_\_

-----

\_\_\_\_\_

Sort the words to make a great sentence on the lines below.

He

cop



a

wears

uniform.

www.PhonicsGarden.com

Write a sentence of your own about the picture.

# I Say, Spell, Cut and Paste

op  
Word Spelling

Say, Trace, Cut & Paste, and Spell each picture word correctly.



--	--

www.PhonicsGarden.com



--	--



--	--



--	--

Trace on the inside of the letters. Then cut them out and glue them down to spell the pictures above.

ch

cr

op

op

c

m

op

op



# I Say, Spell, Cut and Paste

op  
Word Spelling

Say, Trace, Cut & Paste, and Spell each picture word correctly.



--	--

www.PhonicsGarden.com



--	--



--	--












--	--

Trace on the inside of the letters. Then cut them out and glue them down to spell the pictures above.

dr	b	op	op
fl	h	op	op



Look at each picture. Circle the correct word..

<p>1</p>  <p>bop chop drop</p>	<p>2</p>  <p>flop drop crop</p>	<p>3</p>  <p>crop hop cop</p>
<p>4</p>  <p>cop drop hop</p>	<p>5</p>  <p>bop crop flop</p>	<p>6</p>  <p>mop bop cop</p>
<p>7</p>  <p>mop crop flop</p>	<p>8</p>  <p>chop crop cop</p>	<p>9</p>  <p>drop flop cop</p>
<p>ready to He is flop.</p>		

Sort the words above to make a great sentence below.

---



---



---



---



---



---

# See, Say, and Spell - Word Family - Op

Write in the missing letters for the word family words below. How many word family /op/ words did you find?

Write the correct letter blend to complete the words below.



\_\_\_op



\_\_\_ot



\_\_\_op



\_\_\_op



\_\_\_ot



\_\_\_op



\_\_\_ot



\_\_\_op



\_\_\_ot



\_\_\_op



\_\_\_ot



\_\_\_ot



\_\_\_op



\_\_\_ot



\_\_\_op

# See, Say, and Spell - Word Family - op

Write the missing letters to complete the words below.

bop cop mop chop drop hop flop crop



c \_\_\_\_\_



b \_\_\_\_\_



m \_\_\_\_\_



ch \_\_\_\_\_



d \_\_\_\_\_



cr \_\_\_\_\_



g \_\_\_\_\_



dr \_\_\_\_\_



h \_\_\_\_\_



h \_\_\_\_\_



p \_\_\_\_\_



n \_\_\_\_\_



fl \_\_\_\_\_






c \_\_\_\_\_









b \_\_\_\_\_

# MEMORY GAME





# MEMORY GAME



# MEMORY GAME



**bop**

[www.PhonicsGarden.com](http://www.PhonicsGarden.com)

**bop**

[www.PhonicsGarden.com](http://www.PhonicsGarden.com)

**flop**

[www.PhonicsGarden.com](http://www.PhonicsGarden.com)

**flop**

[www.PhonicsGarden.com](http://www.PhonicsGarden.com)

**hop**

[www.PhonicsGarden.com](http://www.PhonicsGarden.com)

**hop**

[www.PhonicsGarden.com](http://www.PhonicsGarden.com)

**drop**

[www.PhonicsGarden.com](http://www.PhonicsGarden.com)

**drop**

[www.PhonicsGarden.com](http://www.PhonicsGarden.com)

**crop**

[www.PhonicsGarden.com](http://www.PhonicsGarden.com)

# MEMORY GAME



**crop**

[www.PhonicsGarden.com](http://www.PhonicsGarden.com)

**chop**

[www.PhonicsGarden.com](http://www.PhonicsGarden.com)

**chop**

[www.PhonicsGarden.com](http://www.PhonicsGarden.com)

**mop**

[www.PhonicsGarden.com](http://www.PhonicsGarden.com)

**mop**

[www.PhonicsGarden.com](http://www.PhonicsGarden.com)

**cop**

[www.PhonicsGarden.com](http://www.PhonicsGarden.com)

**cop**

[www.PhonicsGarden.com](http://www.PhonicsGarden.com)

[www.PhonicsGarden.com](http://www.PhonicsGarden.com)

[www.PhonicsGarden.com](http://www.PhonicsGarden.com)

# FLASH CARDS



**bop**

[www.PhonicsGarden.com](http://www.PhonicsGarden.com)



**bop**

[www.PhonicsGarden.com](http://www.PhonicsGarden.com)



**flop**

[www.PhonicsGarden.com](http://www.PhonicsGarden.com)



**flop**

[www.PhonicsGarden.com](http://www.PhonicsGarden.com)



**hop**

[www.PhonicsGarden.com](http://www.PhonicsGarden.com)



**hop**

[www.PhonicsGarden.com](http://www.PhonicsGarden.com)



**drop**

[www.PhonicsGarden.com](http://www.PhonicsGarden.com)



**drop**

[www.PhonicsGarden.com](http://www.PhonicsGarden.com)



**crop**

[www.PhonicsGarden.com](http://www.PhonicsGarden.com)

# FLASH CARDS



**crop**

[www.PhonicsGarden.com](http://www.PhonicsGarden.com)



**chop**

[www.PhonicsGarden.com](http://www.PhonicsGarden.com)



**chop**

[www.PhonicsGarden.com](http://www.PhonicsGarden.com)



**mop**

[www.PhonicsGarden.com](http://www.PhonicsGarden.com)



**mop**

[www.PhonicsGarden.com](http://www.PhonicsGarden.com)



**cop**

[www.PhonicsGarden.com](http://www.PhonicsGarden.com)



**cop**

[www.PhonicsGarden.com](http://www.PhonicsGarden.com)

[www.PhonicsGarden.com](http://www.PhonicsGarden.com)

[www.PhonicsGarden.com](http://www.PhonicsGarden.com)