


Spin and Spell

Spin the spinner. Spell and write the **a** word.



rat hat pan man sap tap

| | |
|--|---|
| <p>_____</p> <p>_____</p> <p>_____</p> <p>_____</p> <p>_____</p> <p>_____</p> <p>_____</p> <p>_____</p> <p>_____</p> | <p>_____</p> <p>_____</p> <p>_____</p> <p>_____</p> <p>_____</p> <p>_____</p> <p>_____</p> <p>_____</p> |
|--|---|

Hint: Use a paperclip as your spinner.

Which **a** word did you spin on and write the most? Write it again here!

Spin a picture. Read the word.
Write the word in the matching letter boxes.
Place a check mark next to the word after it is written.

rat


tap

hat

sap

man

pan



Hint: Use a paperclip as your spinner.

| | | |
|--|---|--|
| | S | |
|--|---|--|

| | | |
|--|--|--|
| | | |
|--|--|--|

| | | |
|--|--|--|
| | | |
|--|--|--|

| | | |
|--|--|--|
| | | |
|--|--|--|


| | | |
|--|--|--|
| | | |
|--|--|--|

| | | |
|--|--|--|
| | | |
|--|--|--|

Spin and Build

Hint: Use a paperclip as your spinner.

a



Spin a picture.
Cut and paste the letters to build the matching words.



| | | |
|--|--|--|
| | | |
|--|--|--|



| | | |
|--|--|--|
| | | |
|--|--|--|



| | | |
|--|--|--|
| | | |
|--|--|--|



| | | |
|--|--|--|
| | | |
|--|--|--|

Write your words on the lines.

| | | |
|-------|-------|-------|
| _____ | _____ | _____ |
| _____ | _____ | _____ |
| _____ | _____ | _____ |
| _____ | _____ | _____ |

rat

hat

pan

man

sap

tap



| | | | | | | | | |
|---|---|---|---|---|---|---|---|---|
| a | a | a | r | h | p | m | s | t |
| a | a | a | p | t | t | n | n | p |



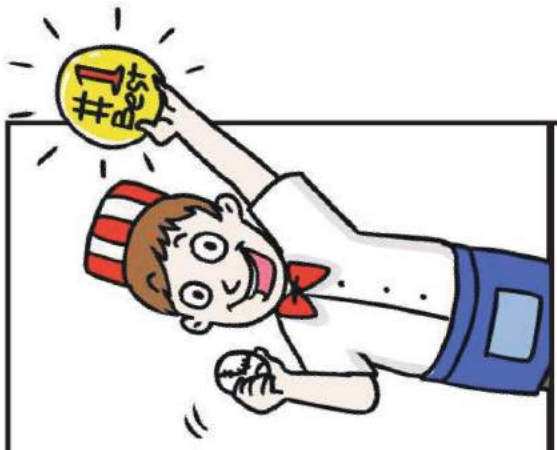
Spin, Color, and Win!

Each player takes a turn to spin a picture and color the matching word.
 First player to color all words wins the game.

Set One



a



player 1

player 2

| | | | | |
|-----|-----|-----|-----|-----|
| rat | man | man | man | man |
| hat | rat | rat | rat | rat |
| hat | hat | hat | hat | hat |
| rat | sap | sap | sap | sap |
| rat | hat | hat | hat | hat |


| | | | | |
|-----|-----|-----|-----|-----|
| tap | hat | tap | hat | tap |
| pan | sap | pan | sap | pan |
| pan | man | pan | man | pan |
| tap | hat | tap | hat | tap |
| tap | man | tap | man | tap |

Set Two



a

Each player takes a turn to spin a picture and color the matching word.
First player to color all words wins the game.



player 1

player 2

| | | |
|-----|-----|-----|
| pan | tap | sad |
| fan | sad | tap |
| man | rat | fan |
| fan | fan | tap |
| tap | tap | sad |

| | | |
|-----|-----|-----|
| pan | pan | sad |
| tap | man | fan |
| fan | tap | sad |
| pan | fan | man |
| man | sad | tap |

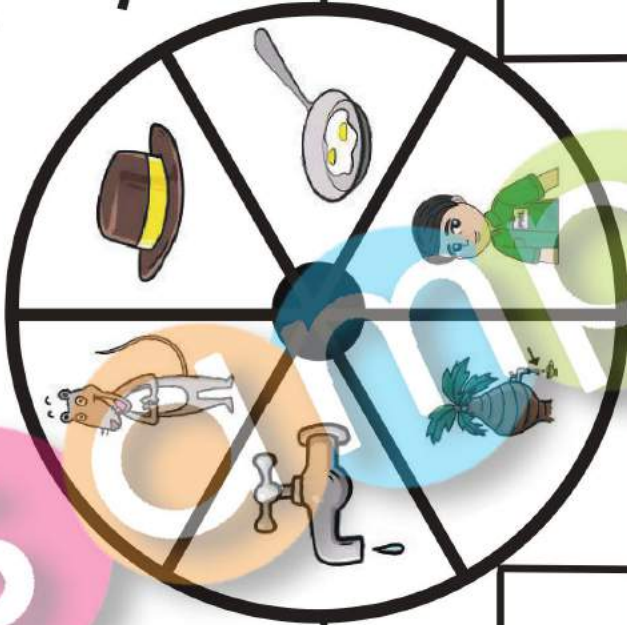
Make Your Own: #1

Spin, Color, and Win!

Each player takes a turn to spin a picture and color the matching word.
First player to color all words wins the game.



player 1



player 2

| | | | | |
|--|--|--|--|--|
| | | | | |
| | | | | |
| | | | | |
| | | | | |
| | | | | |

| | | | | |
|--|--|--|--|--|
| | | | | |
| | | | | |
| | | | | |
| | | | | |
| | | | | |





rat




tap

hat




sap

man



pan

fan



sad



h at



www.PhonicsGarden.com

p an




www.PhonicsGarden.com

s man



www.PhonicsGarden.com

s ap



www.PhonicsGarden.com

s ad



www.PhonicsGarden.com

f an



www.PhonicsGarden.com

s rat



www.PhonicsGarden.com

t ap



www.PhonicsGarden.com

Draw and write your own word puzzles on this page.



Blank word puzzle grid with a dashed outline and a vertical zig-zag cut line. The URL www.PhonicsGarden.com is printed in the bottom right corner.



Word puzzle grid with a dashed outline and a vertical zig-zag cut line. The word "Sample" is written across the grid in large, colorful, 3D-style letters: 'S' (pink), 'a' (orange), 'm' (blue), 'p' (green), 'l' (purple), and 'e' (yellow). The URL www.PhonicsGarden.com is printed in the bottom right corner.

Word puzzle grid with a dashed outline and a vertical zig-zag cut line. The word "Sample" is written across the grid in large, colorful, 3D-style letters: 'S' (pink), 'a' (orange), 'm' (blue), 'p' (green), 'l' (purple), and 'e' (yellow). The URL www.PhonicsGarden.com is printed in the bottom right corner.

Blank word puzzle grid with a dashed outline and a vertical zig-zag cut line. The URL www.PhonicsGarden.com is printed in the bottom right corner.

Draw and write your own word puzzles on this page.



A large rectangular area with a dashed border, divided into two vertical sections. The left section contains a dashed outline of a word puzzle. The right section contains a dashed outline of a word puzzle and the text www.PhonicsGarden.com.

A large rectangular area with a dashed border, divided into two vertical sections. The left section contains a dashed outline of a word puzzle. The right section contains a dashed outline of a word puzzle and the text www.PhonicsGarden.com. A large, colorful word puzzle "Sample" is overlaid across the middle of this section, with each letter in a different colored circle: 'S' (pink), 'a' (orange), 'm' (light blue), 'p' (light green), 'l' (purple), and 'e' (yellow).

A large rectangular area with a dashed border, divided into two vertical sections. The left section contains a dashed outline of a word puzzle. The right section contains a dashed outline of a word puzzle and the text www.PhonicsGarden.com. A large, colorful word puzzle "Sample" is overlaid across the middle of this section, with each letter in a different colored circle: 'S' (pink), 'a' (orange), 'm' (light blue), 'p' (light green), 'l' (purple), and 'e' (yellow).

A large rectangular area with a dashed border, divided into two vertical sections. The left section contains a dashed outline of a word puzzle. The right section contains a dashed outline of a word puzzle and the text www.PhonicsGarden.com.

Add the missing letters.

Write the words on
the lines below.

Word Spelling



_____ a _____

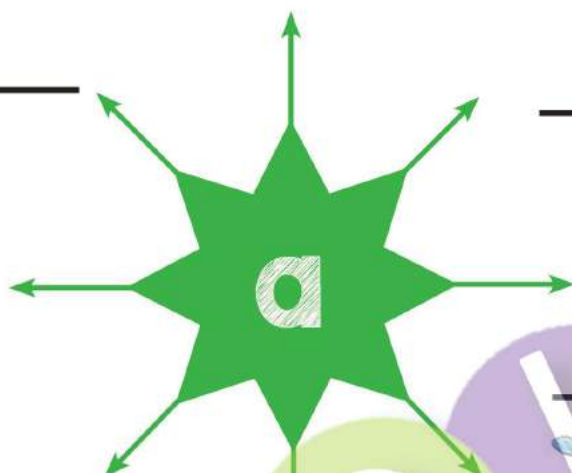


_____ a _____

_____ a _____




_____ a _____



_____ a _____



_____ a _____



_____ a _____

1. _____

5. _____

2. _____

6. _____

3. _____

7. _____

4. _____

8. _____

Choose one or two words from above and make a great sentence below.

Add the missing letters.

Write the words on

the lines below.



r _ _ t

Word Spelling



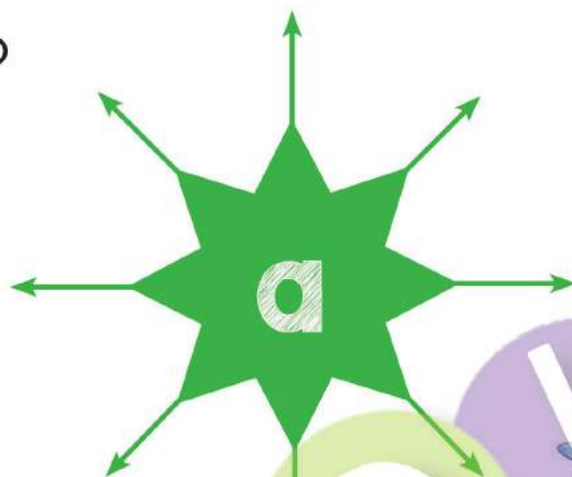
s _ _ p



h _ _ t



t _ _ p



m _ _ n



s _ _ d



f _ _ n



p _ _ n

1. _____

5. _____

2. _____

6. _____

3. _____

7. _____

4. _____

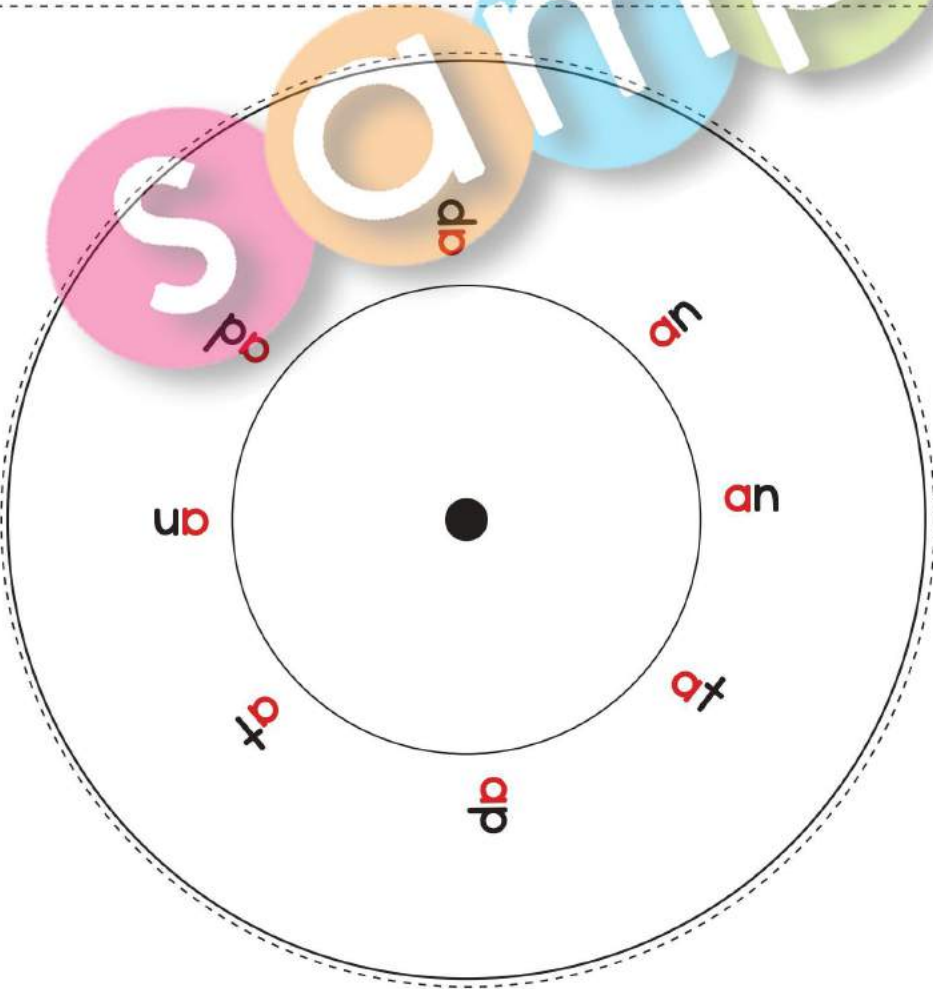
8. _____

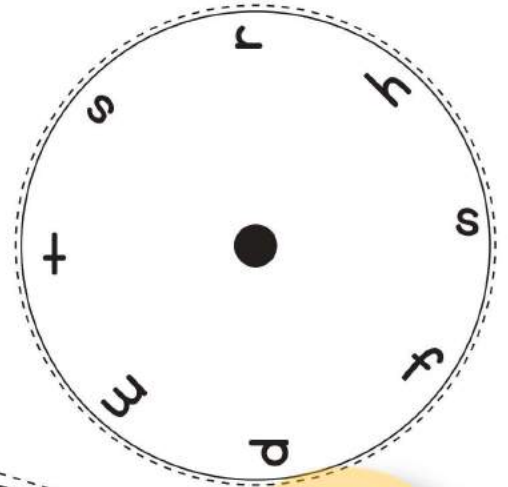
Choose one or two words from above and make a great sentence below.

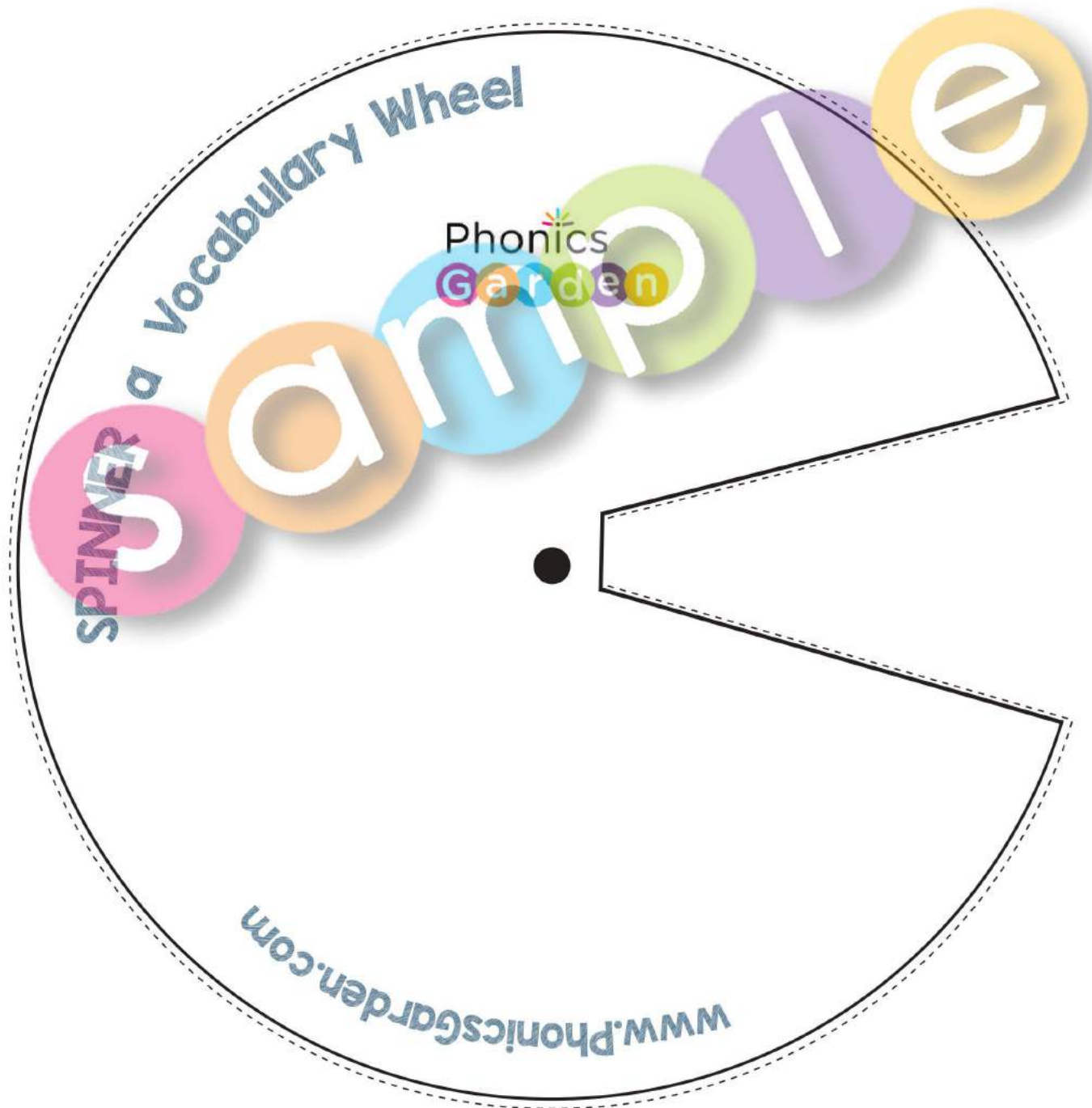
After you have finished assembling your word wheel, practice writing each word as you spin the wheel. Spin, read, and write your new words!

Write each word on your word-wheel 2 times each.

| | | | |
|---|---|---|---|
| <hr/> <hr/> <hr/> <hr/> <hr/> <hr/> <hr/> <hr/> | <hr/> <hr/> <hr/> <hr/> <hr/> <hr/> <hr/> <hr/> | <hr/> <hr/> <hr/> <hr/> <hr/> <hr/> <hr/> <hr/> | <hr/> <hr/> <hr/> <hr/> <hr/> <hr/> <hr/> <hr/> |
| <hr/> <hr/> <hr/> <hr/> <hr/> <hr/> <hr/> <hr/> | <hr/> <hr/> <hr/> <hr/> <hr/> <hr/> <hr/> <hr/> | <hr/> <hr/> <hr/> <hr/> <hr/> <hr/> <hr/> <hr/> | <hr/> <hr/> <hr/> <hr/> <hr/> <hr/> <hr/> <hr/> |

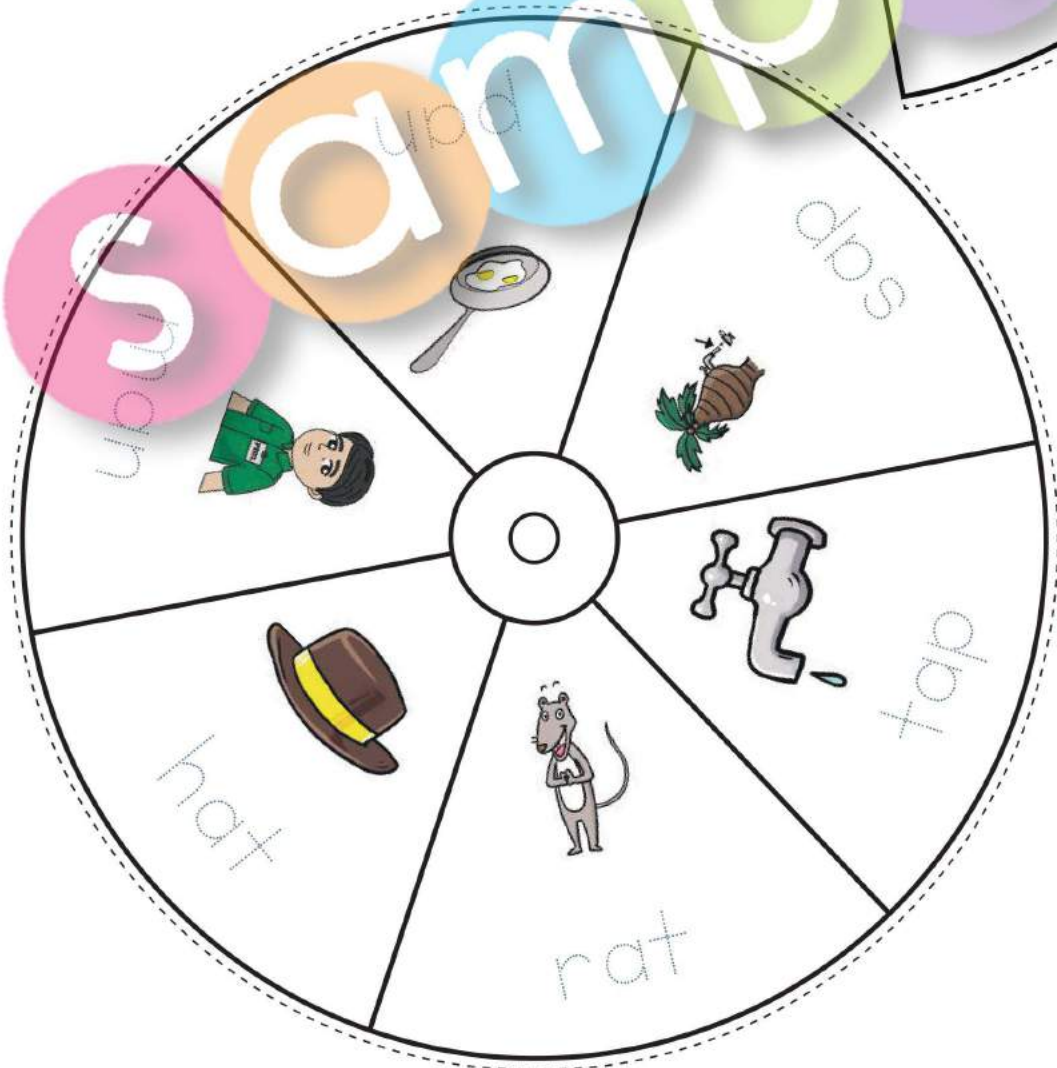



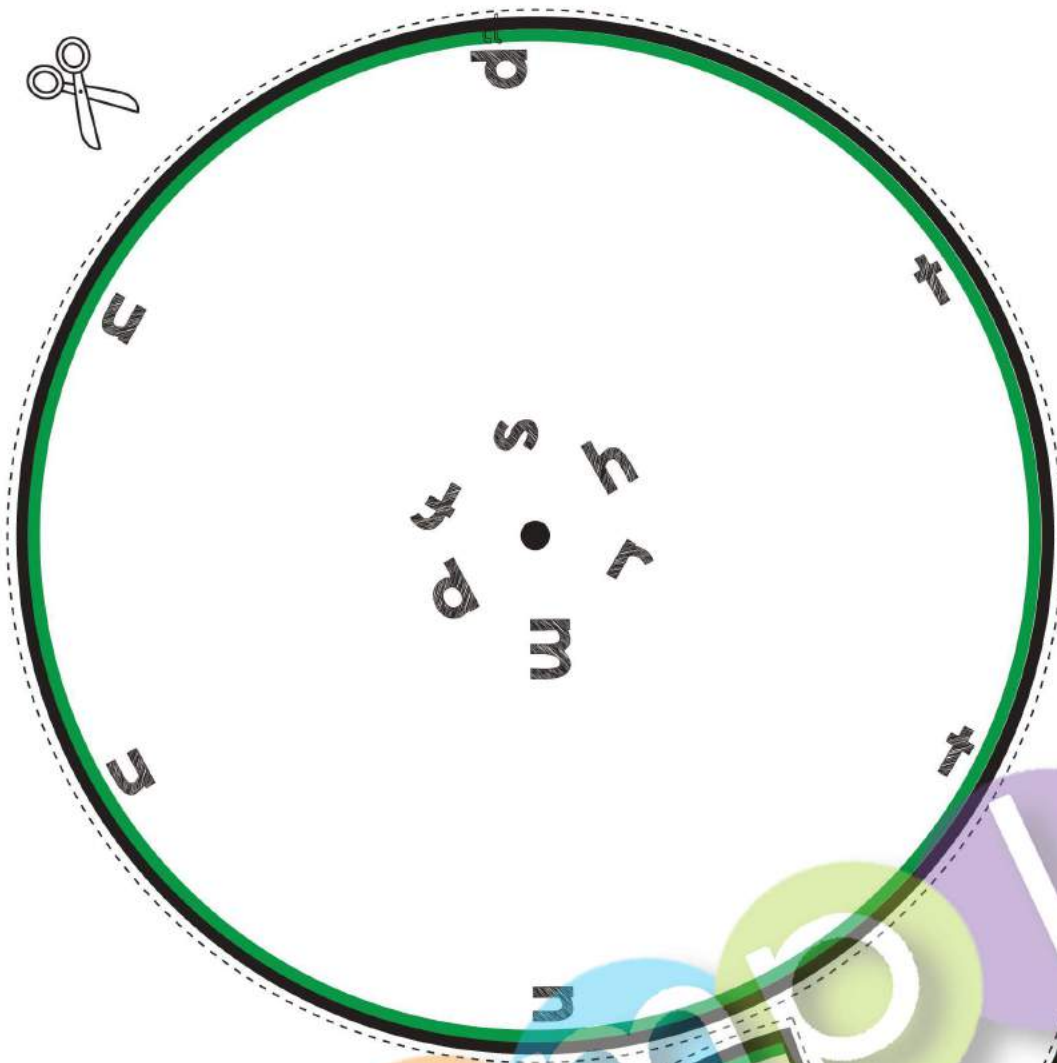




SPINNER a Reading Wheel

www.PhonicsGarden.com






Directions

Step 1: Print the word wheel on card stock paper for best results.

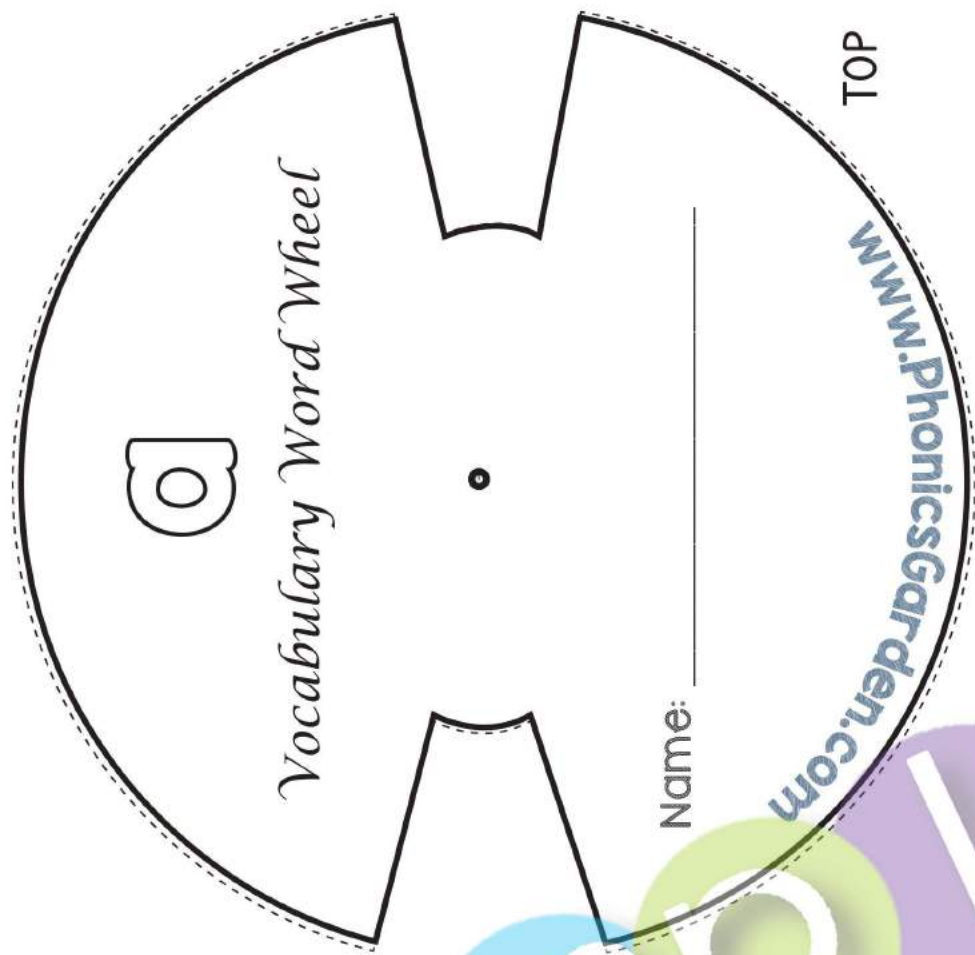
Step 2: Attach the front to the back with a brass paper fastener, paperclip, or another fastening object.

Step 3: Have your students spin the wheel to make and read the words.



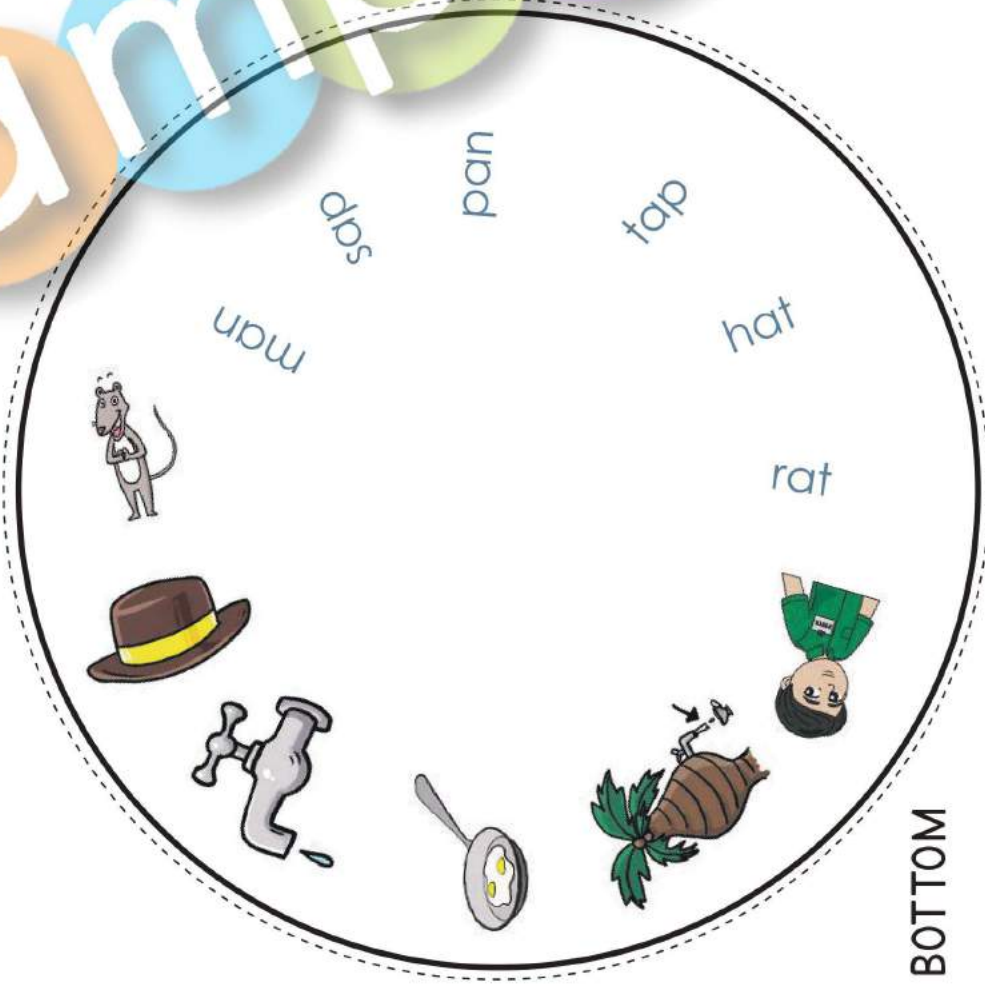
Word Wheel

This Word Wheel will help your students practice reading.
Moving the wheel will match the word with the picture clue.



Instructions

1. Copy on to the white card stock
2. Cut out the two shapes on the dotted lines.
3. Place TOP wheel on the TOP of the BOTTOM wheel.
4. Insert split pin in the center.
5. Have students spin and read.



Cut out the words and pictures. Paste them down where they belong matching each word and picture.

a

e

| | |
|--|--|
| | |
| | |

| | |
|--|--|
| | |
| | |

| | |
|--|--|
| | |
| | |


| | |
|--|--|
| | |
| | |

rat

hat

pet

hen



man

tap


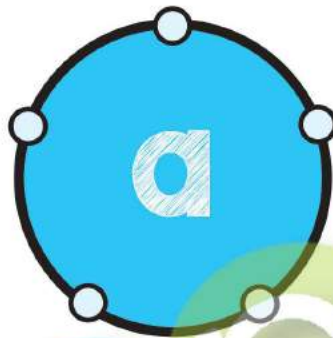
den

jet



Connect the /a/ Letter Blend words with the **a**.

Connect the words that are NOT part of the /a/ Letter Blend with the **X**.






Practice writing your /a/ words.

| | | |
|-------|-------|-------|
| _____ | _____ | _____ |
| _____ | _____ | _____ |
| _____ | _____ | _____ |
| _____ | _____ | _____ |
| _____ | _____ | _____ |



What
is in the
a house?



When you are done cutting and pasting your words, finish the sentence below. Add a full-stop period.

A _____, _____, _____, and
_____ are in the house

Write the missing letters below. Cut out the boxes and glue the top flap onto the matching picture. ✂

r _ t



s _ d

t _ p

f _ n



What
is in the
a house?



When you are done cutting and pasting your words, finish the sentence below. Add a full-stop period.

A _____, _____, _____, and
_____, are in the house

Write the missing letters below. Cut out the boxes and glue the top flap onto the matching picture. ✂

h _ nt

s _ p

m _ n

p _ n

Cut out each of the puzzle pieces and glue them where they belong.

| | |
|--|--|
| | |
|--|--|

| | |
|--|--|
| | |
|--|--|

| | |
|--|--|
| | |
|--|--|

| | |
|--|--|
| | |
|--|--|

| | |
|--|--|
| | |
|--|--|


Illustrations for matching:

- Scissors
- Frying pan with eggs
- Fan
- Scissors
- Plant in a pot
- Sad face emoji
- Man in a green shirt
- Water tap
- Rat
- Scissors
- Hat

Color the word box that goes with the picture.


Write the words below.

1




| | |
|-----|-----|
| man | pan |
|-----|-----|

2




| | |
|-----|-----|
| tap | pan |
|-----|-----|

3




| | |
|-----|-----|
| tap | sad |
|-----|-----|

4




| | |
|-----|-----|
| sad | sap |
|-----|-----|

5




| | |
|-----|-----|
| sap | fan |
|-----|-----|

6




| | |
|-----|-----|
| rat | man |
|-----|-----|

7



| | |
|-----|-----|
| rat | fan |
|-----|-----|

8



| | |
|-----|-----|
| sad | hat |
|-----|-----|

1

2

3

4

5

6

7

8

Write the letters in the correct order to make the word that matches the picture.

1



h

t

a

2



p

a

n

3



n

a

m

4



a

n

a

5



d

s

a

6



a

r

t

7



t

p

a

8



p

s

a

Write the letters in the correct order to make the word that matches the picture.

1



n

p

a

2



h

t

a

3



n

a

f

4



a

t

p

5



t

a

r

6



s

a

d

7



p

s

a

8



n

a


m

UNSCRAMBLE the LETTERS Write the missing letter in the circle.
Write the letters in the correct order to make the word that matches the picture.

1



2



3




4




5




6




7




8




Read and Write! Write the missing letter in the circle.
Write the letters in the correct order to make the word that matches the picture.

| | | | | | |
|---|---|----------------------|----------------------|----------------------|-------|
| 1 |  | <input type="text"/> | a | t | _____ |
| 2 |  | p | <input type="text"/> | n | _____ |
| 3 |  | m | <input type="text"/> | n | _____ |
| 4 |  | s | a | <input type="text"/> | _____ |
| 5 |  | <input type="text"/> | a | d | _____ |
| 6 |  | f | <input type="text"/> | n | _____ |
| 7 |  | r | a | <input type="text"/> | _____ |
| 8 |  | <input type="text"/> | a | p | _____ |

Write the missing letter.



h t




p a



 a n




 a p



s a



f n




 a t



t e p

Write your own sentences about the picture above. Start with a capital letter. End with a full-stop period.



Say it! Build it! Write! Color the letters that spell the picture's name. Write the word on the line.

rat

hat

tap


pan

sap


man

fan

sad


1  h o o b a o u l d t n d


2  g l p a a i i o i n c k


3  m a b n k i n m p n k

4  s e a b a c h d p n e

5  t r s l o a s a d n t d

6  f a i b o o m p a n

7  f l o i r a i t n m p

8  t c a o u i o o p m

Say it! Build it! Write! Color the letters that spell the picture's name. Write the word on the line.

rat

hat

tap

pan

sap

man

fan


sad



| | | | | | | | |
|---|----|---|----|----|----|---|----|
| f | oo | a | ai | ou | ld | n | nd |
|---|----|---|----|----|----|---|----|



| | | | | | | | |
|----|----|---|----|---|----|---|----|
| gl | br | s | ai | a | oi | d | ck |
|----|----|---|----|---|----|---|----|



| | | | | | | | |
|---|---|----|----|---|----|----|---|
| s | a | oa | nk | n | ee | mp | p |
|---|---|----|----|---|----|----|---|



| | | | | | | | |
|---|----|---|---|---|---|----|----|
| p | ea | b | a | n | d | ck | ne |
|---|----|---|---|---|---|----|----|



| | | | | | | | |
|----|---|----|----|---|---|----|---|
| tr | m | oa | dr | a | d | nt | n |
|----|---|----|----|---|---|----|---|



| | | | | | | | |
|----|---|---|---|---|---|----|----|
| sm | r | t | a | a | t | nd | ch |
|----|---|---|---|---|---|----|----|



| | | | | | | | |
|----|----|---|---|---|----|----|---|
| fl | oi | t | a | i | oo | ch | p |
|----|----|---|---|---|----|----|---|



| | | | | | | | |
|---|----|---|----|---|----|---|---|
| h | sn | a | ou | i | oo | t | m |
|---|----|---|----|---|----|---|---|

Draw a line to match the letters.

Write the words two times each.



1.

| | | |
|----|----|----|
| h | ee | t |
| pr | a | nd |



2.

| | | |
|----|---|---|
| sl | a | b |
| p | o | n |



3.

| | | |
|----|----|----|
| tr | a | p |
| t | oi | lf |



4.

| | | |
|----|----|----|
| r | oy | t |
| fl | a | le |



5.

| | | |
|----|---|----|
| f | a | nd |
| sm | u | n |



6.

| | | |
|----|----|---|
| s | ea | k |
| dr | a | d |



7.

| | | |
|----|---|----|
| fr | a | p |
| s | a | sh |



8.


| | | |
|----|---|----|
| pl | a | ch |
| m | u | n |

SEE - SAY - CUT - PASTE - READ

a set 1


Cut out the letters. Glue them under the pictures to spell the words correctly.

1.




| | | |
|--|--|--|
| | | |
|--|--|--|

2.




| | | |
|--|--|--|
| | | |
|--|--|--|

3.



| | | |
|--|--|--|
| | | |
|--|--|--|

4.



| | | |
|--|--|--|
| | | |
|--|--|--|

| | | | | | |
|---|---|---|---|---|---|
| h | t | m | n | a | a |
| a | a | s | p | n | p |




SEE - SAY - CUT - PASTE - READ

a set 2


Cut out the letters. Glue them under the pictures to spell the words correctly.

1.




| | | |
|--|--|--|
| | | |
|--|--|--|

2.




| | | |
|--|--|--|
| | | |
|--|--|--|

3.



| | | |
|--|--|--|
| | | |
|--|--|--|

4.



| | | |
|--|--|--|
| | | |
|--|--|--|

| | | | | | |
|---|---|---|---|---|---|
| a | a | s | t | n | t |
| a | a | r | d | p | f |



Trace

hat

write

color

hat

Trace

sap

write

color

sap

Trace

tap

write

color

tap

Trace

pan

write

color

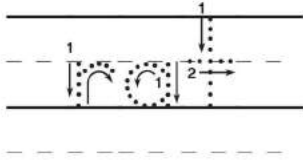
pan

Write a sentence of your own using some words from above.

Trace

write

color

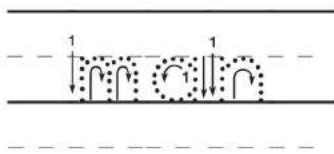


rat

Trace

write

color

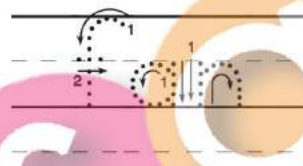


man

Trace

write

color

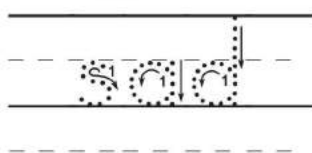


fan

Trace

write

color



sad

Write a sentence of your own using some words from above.


SENTENCE BUILDING



I felt sad.



I want the fan.

Cut out the words and paste them in the boxes above to make a sentence. Then, write your sentence on the line. 

| | | | |
|------|-----|------|---|
| felt | I | sad. | . |
| want | the | fan. | I |

SENTENCE BUILDING



The cat ran after the rat.



I turned off the tap.

Cut out the words and paste them in the boxes above to make a sentence. Then, write your sentence on the line.



| | | | | | |
|-------|------|-----|-----|----------|-------|
| after | rat. | the | ran | The | cat . |
| off | tap. | I | the | turned . | |

SENTENCE BUILDING



I lost my hat.



The pan is too hot.

Cut out the words and paste them in the boxes above to make a sentence. Then, write your sentence on the line.



| | | | | | |
|------|------|----|-----|-----|---|
| hat. | lost | I | my | . | |
| The | hot | is | pan | too | . |

SENTENCE BUILDING



He is a brave man.



The tree has a milky sap.

Cut out the words and paste them in the boxes above to make a sentence. Then, write your sentence on the line.



| | | | | | | |
|------|-------|------|-------|----|-----|---|
| man. | a | is | brave | He | . | |
| sap. | milky | tree | has | a | The | . |

Let's Read the a Words

Directions: To assemble your flip-book reader, cut out all the boxes along the dashed-black lines. Attach the smaller boxes on top of each other by stapling them to the shaded gray area indicated. The top box has the word "Name" on it.



Front Cover

Flip-Book Page 1 of 4

Back Page

Flip-Book

Name _____

My book of a words

Flip-Book

a




| | |
|-------------------------------------|---------------------------------------|
| A — — f www.PhonicsGarden.com | A — — s www.PhonicsGarden.com |
| A — — s www.PhonicsGarden.com | A — — t e www.PhonicsGarden.com |
| A — — h www.PhonicsGarden.com | A — — m www.PhonicsGarden.com |
| A — — r www.PhonicsGarden.com | A — — p www.PhonicsGarden.com |





C _____


p



www.PhonicsGarden.com

C _____

n



www.PhonicsGarden.com

C _____

d



www.PhonicsGarden.com

C _____

n



www.PhonicsGarden.com

C _____

p



www.PhonicsGarden.com

C _____

t



www.PhonicsGarden.com

After you have finished assembling your word wheel, practice writing each word as you spin the wheel. Spin, read, and write your new words!

Write each /a/ word from your flip-book 2 times each.

rat

pan

sap

fan

man


hat

tap

sad




C _____

n 

www.PhonicsGarden.com





C _____

t 

www.PhonicsGarden.com

Directions: Cut out the letters and build the words to match the pictures.

See It! Build It!

| | | | | | | | |
|---|---|---|---|--|---|---|---|
|  | | a | |  | | a | |
|  | | | n |  | | | |
|  | | a | |  | | | n |
|  | r | a | |  | t | | p |

Directions: Draw and write two of your own /a/ words in the boxes below.

| | | | | | | | |
|--|--|--|--|--|--|--|--|
| | | | | | | | |
|--|--|--|--|--|--|--|--|

p n m a d s t h s t a p f

a

a

Directions: Read the sentence and match the picture to it.

Match It!

Set 1

1

I felt sad.

2

I want the fan.

3

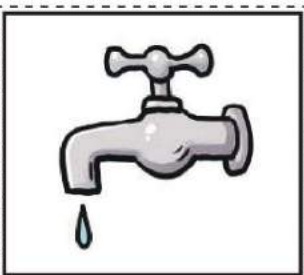


The cat ran after the rat.

4

I turned off the tap.

5

Directions: Draw and write your own /a/ word sentence.



Directions: Read the sentence and match the picture to it.

Match It!


Set 2

1



I lost my hat.

2



The pan is too hot.

3




He is a brave man.

4






The tree has a milky sap.

5



Directions: Draw and write your own /a/ word sentence.



Directions: Read the sentence and write the missing word in the blank. Use the pictures to help you.

Set 1

FILL IT!

1 Tom is a _____.




2 Trees are full of _____.



3 Take the _____ off the fire.



4 I bought a _____.



5 Directions: Draw and write your own /a/ word sentence.




man hat sap pan

Set 2


Directions: Read the sentence and write the missing word in the blank. Use the pictures to help you.

FILL IT!


1 I'm _____.



2 It is a big _____.




3 Tom hates _____s.



4 Tom turned on the _____.



5 Directions: Draw and write your own /a/ word sentence.



fan sad rat tap

Directions: Trace the words
and draw a matching picture.

a DRAW IT!

rot

sap

hat

man

pan

fan

sap

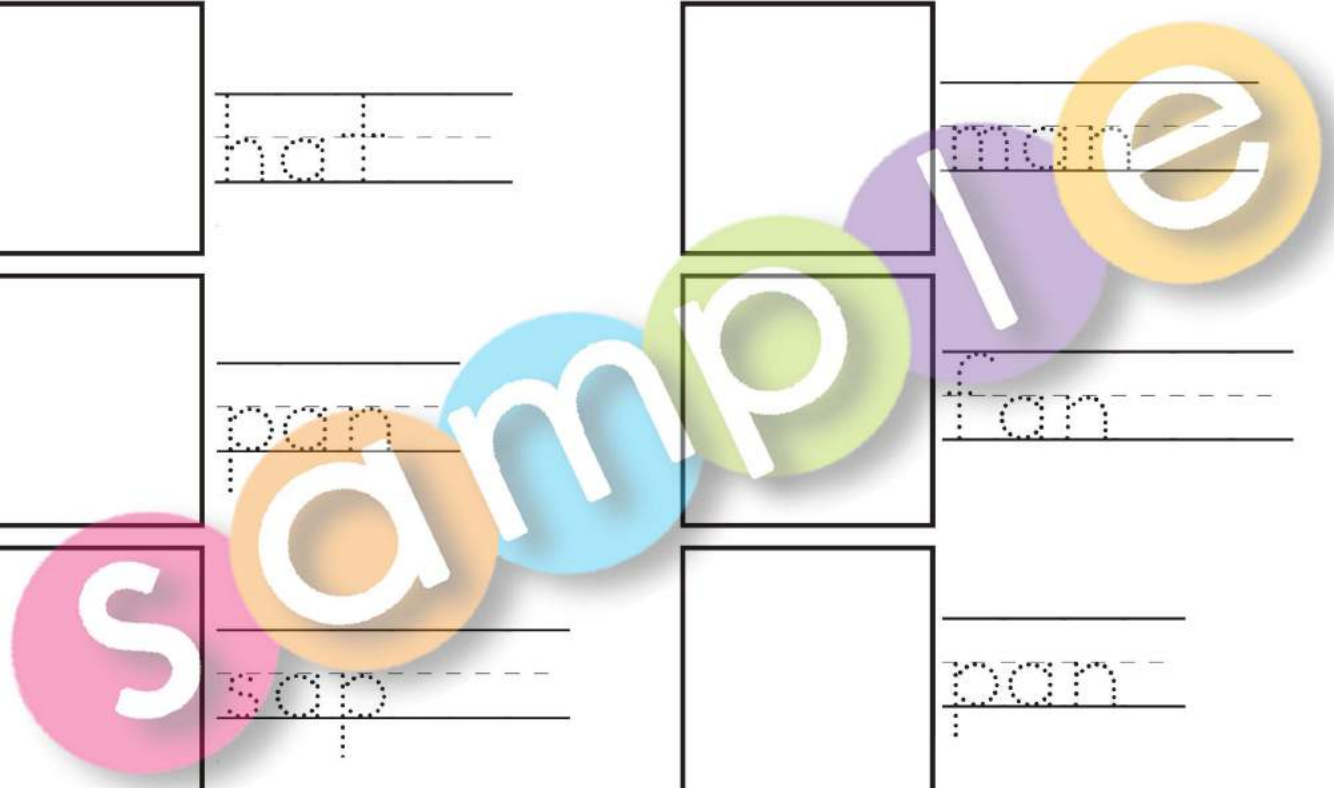
pan

sad

man

top

hat





Directions: Look at the pictures and write the word that matches.

a WRITE IT!



















Directions: Draw and write your own /a/ words.










Directions: Circle the words that belong with the /a/ Letter Blend.

CIRCLE IT!

rat



pet

hat

hen

man

den

hat

ten

fan

jet

sap

sad

tap

wet

vet

rat

pan

Directions: Draw a line to connect the picture with the word it matches.

CONNECT IT

a



b



c



d



e



f



g



h



1. fan

2. hat

3. rat

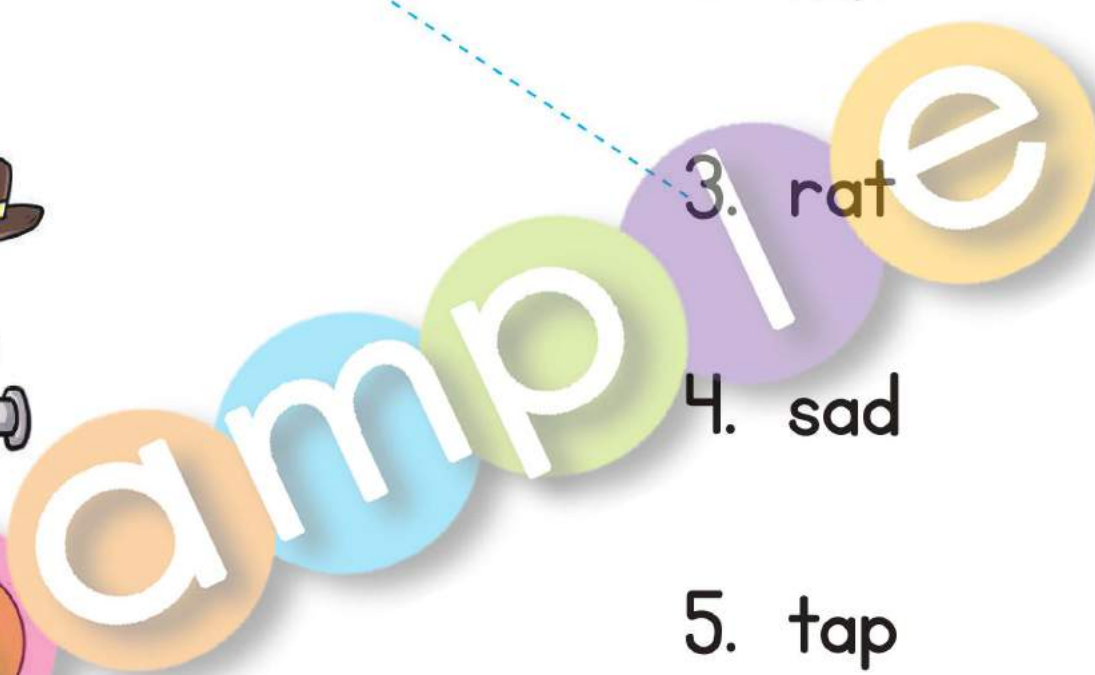
4. sad

5. tap










6. pan

7. man

8. sap



Circle the correct word and write it on the line.

| | | | |
|--|--|--|-------------|
| <p>1. </p> <p>rat hat</p> <p>_____</p> <p>-----</p> <p>_____</p> | <p>2. </p> <p>fan pan</p> <p>_____</p> <p>-----</p> <p>_____</p> | <p>3. </p> <p>pan sap</p> <p>_____</p> <p>-----</p> <p>_____</p> | |
| <p>4. </p> <p>hat tap</p> <p>_____</p> <p>-----</p> <p>_____</p> | <p>5. </p> <p>pan sad</p> <p>_____</p> <p>-----</p> <p>_____</p> | <p>6. </p> <p>tap man</p> <p>_____</p> <p>-----</p> <p>_____</p> | |
| <p>7. </p> <p>fan sad</p> <p>_____</p> <p>-----</p> <p>_____</p> | <p>8. </p> <p>rat man</p> <p>_____</p> <p>-----</p> <p>_____</p> | <p>9. </p> <p>sap hat</p> <p>_____</p> <p>-----</p> <p>_____</p> | |
| <p>me this Give</p> | | | <p>hat.</p> |

Sort the words above to make a complete sentence below.

Choose words from today's lesson. Write and draw them below.

| | |
|---|---|
| <p>1.</p> <p>Word: _____</p> <p>_____</p> <p>_____</p> | <p>2.</p> <p>Word: _____</p> <p>_____</p> <p>_____</p> |
| <p>3.</p> <p>Word: _____</p> <p>_____</p> <p>_____</p> | <p>4.</p> <p>Word: _____</p> <p>_____</p> <p>_____</p> |

Name: _____

Date: _____

Choose words from today's lesson. Write and draw them below.

| | |
|---|---|
| <p>1.</p> <p>Word: _____</p> <hr/> <hr/> <hr/> | <p>2.</p> <p>Word: _____</p> <hr/> <hr/> <hr/> |
| <p>3.</p> <p>Word: _____</p> <hr/> <hr/> <hr/> | <p>4.</p> <p>Word: _____</p> <hr/> <hr/> <hr/> |

I Can Read and Match

Trace each word, then match them to the correct picture.

tap

1

a



pan

2

b



man

3

c



sad

4

d



fan

5

e



rat

6

f



sap

7

g



hat

8

h



Draw and write a story using as many words from the right as you can!

Sample



rat



hat



sad



fan



sap



pan



tap



man

Draw and write two sentences using some of the words to the right.



rat



hat



sad



fan



sap



pan



tap



man








Blank writing area for drawing and writing.

Handwriting practice lines with a dashed midline.


Handwriting practice lines with a dashed midline, featuring a large 'Sample' watermark.

Handwriting practice lines with a dashed midline.

Circle the correct word and write it on the line. Add a full-stop period to each sentence.

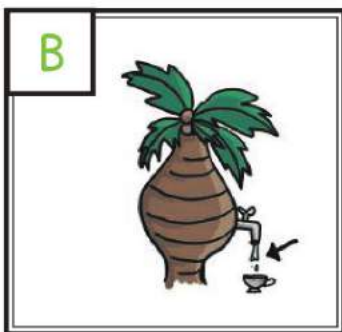

| | | | |
|----|---|------------|---------------------|
| 1. |  | rat hat | I like _____ s |
| 2. |  | hat tap | It is a big _____ |
| 3. |  | fan pan | The _____ is hot. |
| 4. |  | pan sad | Tom is _____ |
| 5. |  | sad man | He is a _____ |
| 6. |  | rat sap | I hate _____ s |
| 7. |  | sap rat | It is full of _____ |

Match the pictures to their sentences by writing the correct letters in the box.




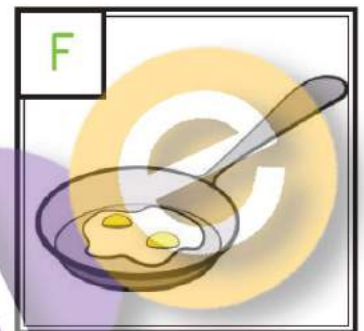
He is a brave man.

I lost my hat.




The cat ran after the rat.

The tree has a milky sap.



I turned off the tap.

The pan is too hot.



















I felt sad.

I want the fan.



Write a great sentence of your own on the lines below.

Use the word box to help you answer each question or statement below.










| | | | |
|--|---|--|--|
| <p>1. I bought a _____.</p>  <p>_____</p> | <p>2. Take the _____ off the fire.</p>  <p>_____</p> | <p>3. Tom is a _____.</p>  <p>_____</p> | <p>4. Trees are full of _____.</p>  <p>_____</p> |
| <p>5. I'm _____.</p>  <p>_____</p> | <p>6. It is a big _____.</p>  <p>_____</p> | <p>7. Tom hate _____.</p>  <p>_____</p> | <p>8. Tom turned on the _____.</p>  <p>_____</p> |
| <p style="text-align: center;">Word Box</p> <div style="display: flex; justify-content: space-around; align-items: flex-start;"> <div style="text-align: center;">  S rat </div> <div style="text-align: center;">  sap </div> <div style="text-align: center;">  tap </div> <div style="text-align: center;">  man </div> </div> <div style="display: flex; justify-content: space-around; align-items: flex-start; margin-top: 10px;"> <div style="text-align: center;">  hat </div> <div style="text-align: center;">  fan </div> <div style="text-align: center;">  pan </div> <div style="text-align: center;">  sad </div> </div> | | | |

Use words from above and write a great sentence of your own on the lines below.

Cut & Paste

Cut and paste the pictures. Then write each word 2 times each.

| | | | |
|------------|-----|--|--|
| hat | hat | | |
| pan | pan | | |
| rat | rat | | |
| tap | tap | | |
| man | man | | |
| sap | sap | | |
| fan | fan | | |

| |
|---|
|  |
|  |
|  |
|  |
|  |
|  |
|  |
|  |
|  |



Cut and paste the pictures. Then write each word 2 times each.

hat

hat

sap

sap

tap

tap

rat

rat

man

man

pan

pan

fan


fan



Sort the words to make a great sentence on the lines below.

rats.

Nobody



likes

s

d

r

a

t

s

www.PhonicsGarden.com

Write a sentence of your own about the picture.

Sort the words to make a great sentence on the lines below.

a

fan.



It

e

is

large

www.PhonicsGarden.com

Write a sentence of your own about the picture.

Sort the words to make a great sentence on the lines below.

is

This



mine.

hat

www.PhonicsGarden.com

Write a sentence of your own about the picture.

Sort the words to make a great sentence on the lines below.

be

Please



sad.

don't

www.PhonicsGarden.com

Write a sentence of your own about the picture.

Sort the words to make a great sentence on the lines below.

in

the

the



oven.

Place

pan

Write a sentence of your own about the picture.

Sort the words to make a great sentence on the lines below.

man.

a



Tom

is

e

www.PhonicsGarden.com

Write a sentence of your own about the picture.

Sort the words to make a great sentence on the lines below.

from

Sap



trees.

e

comes

s

d

r

m

p

Write a sentence of your own about the picture.

Sort the words to make a great sentence on the lines below.

Tom

on.



the

e

turned

tap

Write a sentence of your own about the picture.

Say, Spell, Cut and Paste

a
Word Spelling

Say, Trace, Cut & Paste, and Spell each picture word correctly.



| | |
|--|--|
| | |
|--|--|

www.PhonicsGarden.com



| | |
|--|--|
| | |
|--|--|



| | |
|--|--|
| | |
|--|--|



| | |
|--|--|
| | |
|--|--|

Trace on the inside of the letters. Then cut them out and glue them down to spell the pictures above.

| | | | |
|---|---|----|----|
| h | p | an | ad |
| s | m | an | at |

Say, Spell, Cut and Paste ^a Word Spelling

Say, Trace, Cut & Paste, and Spell each picture word correctly.



| | |
|--|--|
| | |
|--|--|

www.PhonicsGarden.com



| | |
|--|--|
| | |
|--|--|



| | |
|--|--|
| | |
|--|--|












| | |
|--|--|
| | |
|--|--|

Trace on the inside of the letters. Then cut them out and glue them down to spell the pictures above.

| | | | |
|---|---|----|----|
| r | f | ap | at |
| s | s | ap | an |



Look at each picture. Circle the correct word.


| | | |
|---|---|---|
| <p>1</p>  <p>pan hat fan</p> | <p>2</p>  <p>fan hat rat</p> | <p>3</p>  <p>sap rat hat</p> |
| <p>4</p>  <p>man tap sad</p> | <p>5</p>  <p>sad sap pan</p> | <p>6</p>  <p>hat fan sap</p> |
| <p>7</p>  <p>hat sad man</p> | <p>8</p>  <p>hat fan rat</p> | <p>9</p>  <p>rat hat fan</p> |
| <p>killed the I rat with stick. a</p> | | |

Sort the words above to make a great sentence below.

See, Say, and Spell - a

Write the correct letter blend to complete the words below.

rat hat pan man sap tap sad fan



p _ n



p _ t



f _ n



m _ n



d _ n



t _ p



j _ t



s _ d



w _ t



h _ t



t _ n



v _ t



r _ t



h _ n



s _ p

See, Say, and Spell - a

Write the missing letters to complete the words below.

rat hat pan man sap tap sad fan



___ a ___



___ e ___



___ a ___



___ a ___



___ e ___



___ a ___



___ e ___



___ a ___



___ e ___



___ a ___



___ e ___



___ e ___



___ a ___












___ e ___



___ a ___








MEMORY GAME



| | | |
|--|--|--|
|  <p>www.PhonicsGarden.com</p> |  <p>www.PhonicsGarden.com</p> |  <p>www.PhonicsGarden.com</p> |
|  <p>www.PhonicsGarden.com</p> |  <p>www.PhonicsGarden.com</p> |  <p>www.PhonicsGarden.com</p> |
|  <p>www.PhonicsGarden.com</p> |  <p>www.PhonicsGarden.com</p> |  <p>www.PhonicsGarden.com</p> |

MEMORY GAME



| | | |
|--|--|--|
|  <p>www.PhonicsGarden.com</p> |  <p>www.PhonicsGarden.com</p> |  <p>www.PhonicsGarden.com</p> |
|  <p>www.PhonicsGarden.com</p> |  <p>www.PhonicsGarden.com</p> |  <p>www.PhonicsGarden.com</p> |
|  <p>www.PhonicsGarden.com</p> | <p>www.PhonicsGarden.com</p> | <p>www.PhonicsGarden.com</p> |

MEMORY GAME



hat

www.PhonicsGarden.com

hat

www.PhonicsGarden.com

pan

www.PhonicsGarden.com

pan

www.PhonicsGarden.com

man

www.PhonicsGarden.com

man

www.PhonicsGarden.com

sap

www.PhonicsGarden.com

sap

www.PhonicsGarden.com

sad

www.PhonicsGarden.com

MEMORY GAME



| | | |
|--|--|--|
| <p>sad</p> <p>www.PhonicsGarden.com</p> | <p>fan</p> <p>www.PhonicsGarden.com</p> | <p>fan</p> <p>www.PhonicsGarden.com</p> |
| <p>rat</p> <p>www.PhonicsGarden.com</p> | <p>rat</p> <p>www.PhonicsGarden.com</p> | <p>tap</p> <p>www.PhonicsGarden.com</p> |
| <p>tap</p> <p>www.PhonicsGarden.com</p> | <p>www.PhonicsGarden.com</p> | <p>www.PhonicsGarden.com</p> |

FLASH CARDS




hat

www.PhonicsGarden.com



hat

www.PhonicsGarden.com



pan

www.PhonicsGarden.com



pan

www.PhonicsGarden.com




man

www.PhonicsGarden.com




man

www.PhonicsGarden.com



sap

www.PhonicsGarden.com



sap

www.PhonicsGarden.com



sad


www.PhonicsGarden.com

FLASH CARDS




sad

www.PhonicsGarden.com



fan

www.PhonicsGarden.com



fan

www.PhonicsGarden.com



rat

www.PhonicsGarden.com



rat

www.PhonicsGarden.com



tap

www.PhonicsGarden.com



tap

www.PhonicsGarden.com

www.PhonicsGarden.com

www.PhonicsGarden.com