













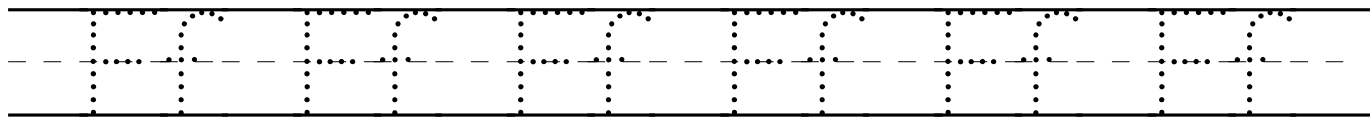
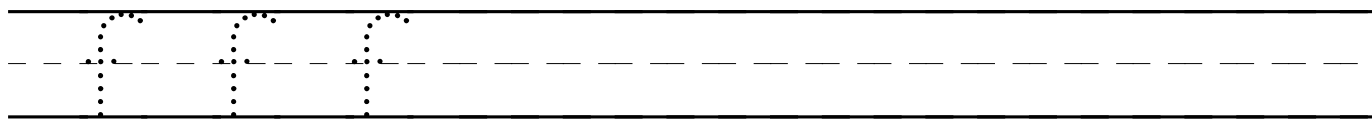
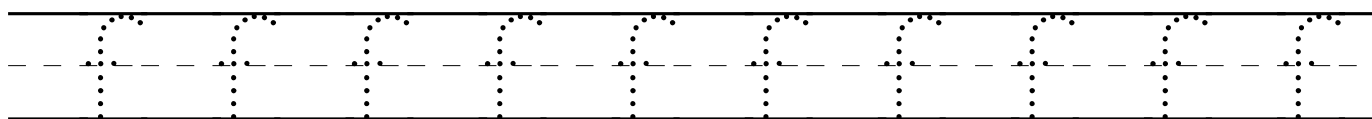




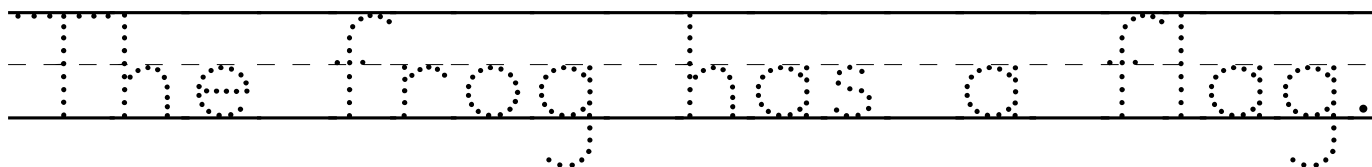
Write the missing letter to complete each word below.

1  _____ - o x - _____	2  _____ - f r o - _____	3  _____ - i r e - _____
4  _____ - f n - _____	5  _____ - e a t h e r - _____	6  _____ - i s h - _____
7  _____ - f n - _____	8  _____ - l o w e r - _____	9  _____ - f l a g - _____
10  _____ - i r e m a n - _____	11  _____ - f o o t - _____	12  _____ - e l - _____

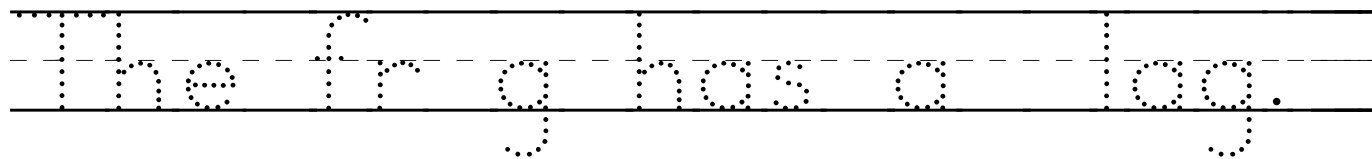
Trace and write.



Trace and write. Rewrite the sentence below



Trace and write. Fill in the missing letter. Rewrite the sentence below



Trace each word, then match them to the correct picture.



1. foot



2. flower



3. elf



4. fork



5. fruit

6. fire



7. finger



8. fox

Choose a word from above and make a great sentence below!

\_\_\_\_\_

\_\_\_\_\_

\_\_\_\_\_

\_\_\_\_\_

Trace each word, then match them to the correct picture.

fireman 1

flag 2

fence 3




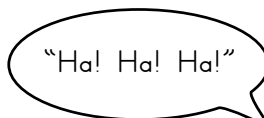
funny 4

fan 5

fish 6

fin 7

flush 8



Choose a word from above and make a great sentence below!

\_\_\_\_\_





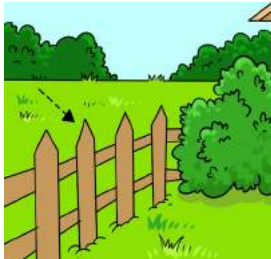




\_\_\_\_\_

\_\_\_\_\_

\_\_\_\_\_

\_\_\_\_\_

Fill in the missing letter and write the word to match the picture above..

<p>1</p>  <p>_____</p> <p>eather</p>	<p>2</p>  <p>_____</p> <p>ruit</p>	<p>3</p>  <p>_____</p> <p>for</p>
<p>4</p>  <p>_____</p> <p>fo</p>	<p>5</p>  <p>_____</p> <p>ence</p>	<p>6</p>  <p>_____</p> <p>ire</p>
<p>7</p>  <p>_____</p> <p>unny</p>	<p>8</p>  <p>_____</p> <p>fl g</p>	<p>9</p>  <p>_____</p>
<p>fin. fish big The a has</p>		

Sort the words above to make a complete sentence below.

\_\_\_\_\_










\_\_\_\_\_

\_\_\_\_\_

\_\_\_\_\_

\_\_\_\_\_

Circle the correct word and write it on the line.

<p>1</p>  <p>fire                      vire</p> <p>_____</p> <p>-----</p> <p>_____</p>	<p>2</p>  <p>flip                      vlip</p> <p>_____</p> <p>-----</p> <p>_____</p>	<p>3</p>  <p>fit                      fat</p> <p>_____</p> <p>-----</p> <p>_____</p>
<p>4</p>  <p>flower                      flour</p> <p>_____</p> <p>-----</p> <p>_____</p>	<p>5</p>  <p>funny                      fanny</p> <p>_____</p> <p>-----</p> <p>_____</p>	<p>6</p>  <p>fin                      fim</p> <p>_____</p> <p>-----</p> <p>_____</p>
<p>7</p>  <p>feather                      weather</p> <p>_____</p> <p>-----</p> <p>_____</p>	<p>8</p>  <p>fish                      fich</p> <p>_____</p> <p>-----</p> <p>_____</p>	<p>9</p> 
<p>frog      a      The      has      flag.      happy</p>		

Sort the words above to make a complete sentence below.

\_\_\_\_\_

-----

\_\_\_\_\_

-----

\_\_\_\_\_

Draw a line to match the letters. Then spell the picture word correctly two times.



1. h i t  
f a n

\_\_\_\_\_

\_\_\_\_\_

\_\_\_\_\_



2. z o p  
f i x

\_\_\_\_\_

\_\_\_\_\_

\_\_\_\_\_



3. e g t  
k l f

\_\_\_\_\_

\_\_\_\_\_

\_\_\_\_\_



4. h k g  
f a n

\_\_\_\_\_

\_\_\_\_\_

\_\_\_\_\_



5. f u g  
b i p

\_\_\_\_\_

\_\_\_\_\_

\_\_\_\_\_



6. f a m  
v e t

\_\_\_\_\_

\_\_\_\_\_

\_\_\_\_\_



7. v l d  
f o y

\_\_\_\_\_

\_\_\_\_\_

\_\_\_\_\_



8. f i d  
v o t










\_\_\_\_\_

\_\_\_\_\_

\_\_\_\_\_



Circle the beginning sound and write the word correctly on the line.

<p>1</p>  <p>f s</p> <p>_____</p> <p>-----</p> <p>_____</p>	<p>2</p>  <p>l f</p> <p>_____</p> <p>-----</p> <p>_____</p>	<p>3</p>  <p>f r fl</p> <p>_____</p> <p>-----</p> <p>_____</p>
<p>4</p>  <p>f r fl</p> <p>_____</p> <p>-----</p> <p>_____</p>	<p>5</p>  <p>f v</p> <p>_____</p> <p>-----</p> <p>_____</p>	<p>6</p>  <p>f l</p> <p>_____</p> <p>-----</p> <p>_____</p>
<p>7</p>  <p>f x</p> <p>_____</p> <p>-----</p> <p>_____</p>	<p>8</p>  <p>h r</p> <p>_____</p> <p>-----</p> <p>_____</p>	<p>9</p> 
<p>a with The frog eats fork. a fly</p>		

Sort the words above to make a complete sentence below.

\_\_\_\_\_


-----

\_\_\_\_\_

-----

\_\_\_\_\_


Color in the letter with the sentence that matches the picture to its left.




- A The fox is on the bin.
- B The fox fell off the bin.
- C The fox is the bin.




- A The fox runs with a fish.
- B The fish runs on fox.
- C The fish and fox sit.



- A The fish is in the net.
- B The net is under the fish.
- C The fish fell out of the net.



- A The fan is made of feathers.
- B The feather is up the fan.
- C The fan is not a fan.



- A The flower is big and red.
- B It is not a flower.
- C The flower is wet.

Say each picture word out loud. Listen to the sounds within the word.  
Do you hear the letter sound /f/ at the beginning, middle or end?  
Write the letter where you hear the sound.



f    ○    ○




○    ○    ○



○    ○    ○



○    ○    ○




○    ○    ○



○    ○    ○



○    ○    ○



○    ○    ○



○    ○    ○



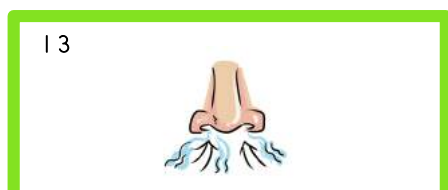
○    ○    ○



○    ○    ○




○    ○    ○



○    ○    ○



○    ○    ○



○    ○    ○



Look at the pictures and the letters. What letters are missing?  
Write in the missing letters in the circles provided.  
Then write the word two more times on the line.

1

b ○ d



\_\_\_\_\_

\_\_\_\_\_

\_\_\_\_\_

2

f ○ g



\_\_\_\_\_

\_\_\_\_\_

\_\_\_\_\_

3

b ○ w



\_\_\_\_\_

\_\_\_\_\_

\_\_\_\_\_

4

s ○ p



\_\_\_\_\_

\_\_\_\_\_

\_\_\_\_\_

5

f ○ y



\_\_\_\_\_

\_\_\_\_\_

\_\_\_\_\_

6

n ○ t



\_\_\_\_\_

\_\_\_\_\_

\_\_\_\_\_

7

f ○ n



\_\_\_\_\_

\_\_\_\_\_

\_\_\_\_\_

8

f ○ rk



\_\_\_\_\_

\_\_\_\_\_

\_\_\_\_\_

Look at the pictures and the letters. What letters are missing?  
Write in the missing letters in the circles provided.  
Then write the word two more times on the line.

1  
○ u n



\_\_\_\_\_

\_\_\_\_\_

\_\_\_\_\_

2  
○ p e



\_\_\_\_\_

\_\_\_\_\_

\_\_\_\_\_

3  
○ i t



\_\_\_\_\_

\_\_\_\_\_

\_\_\_\_\_

4  
○ u g



\_\_\_\_\_

\_\_\_\_\_

\_\_\_\_\_

5  
○ o x



\_\_\_\_\_

\_\_\_\_\_

\_\_\_\_\_

6  
○ e t



\_\_\_\_\_

\_\_\_\_\_

\_\_\_\_\_

7  
○ a r



\_\_\_\_\_

\_\_\_\_\_

\_\_\_\_\_

8  
○ o ur



\_\_\_\_\_

\_\_\_\_\_

\_\_\_\_\_

Look at the pictures and the letters. What letters are missing?  
Write in the missing letters in the circles provided.  
Then write the word two more times on the line.

1 b o



\_\_\_\_\_

\_\_\_\_\_

\_\_\_\_\_

2 tr e



\_\_\_\_\_

\_\_\_\_\_

\_\_\_\_\_

3 c o



\_\_\_\_\_

\_\_\_\_\_

\_\_\_\_\_

4 a i



\_\_\_\_\_

\_\_\_\_\_

\_\_\_\_\_

5 p e



\_\_\_\_\_

\_\_\_\_\_

\_\_\_\_\_

6 c o



\_\_\_\_\_

\_\_\_\_\_

\_\_\_\_\_

7 e l



\_\_\_\_\_

\_\_\_\_\_

\_\_\_\_\_

8 e m



\_\_\_\_\_

\_\_\_\_\_

\_\_\_\_\_

Look at the pictures and letters below. Circle the word within the line of letters.

flag  
feather  
fence  
fruit

funny  
fireman  
flush  
flower

foot  
fire  
finger  
fox

fan  
fin  
fish  
fork

fog  
fat  
frog  
flip

1



adflagishdinads

2



skdcnsifanpknas

3




akshdgwesfinkas

4



asdjewdskforkat

5



seefatkbrfihefhd

6




asdsfoguradbeah

7



aehstrafingerwb

8




asdgsdfroghsdks

9



asdwflushdsunak

10




njfswanflipjhsdfg

11



asdsingkaaskfoxd

12



jhaasdadvfishpi

13




soaflowerdkjasdk

14



afiremanworsou

15




abasfruithdbuso

16



adsafencenwich

17



dhadhgiuystarksj

18



jsbfeatherjsnow

19



aksfirejdhawsksjd

20



bfootailboatajsg

Look at the pictures and letters below.  
Circle the word within the line of letters.  
Draw a line to its matching picture.

1



3



5



7



9



11



1-3

rsdfvflopdsun

aasfriendllsito

atflapwdshdis

4-6

adpitosdshdis

dwsodfallanta

osdsmilkledshd

7-9

osbusrfivedsh

adwosweetsdi

dshtagfightkjh

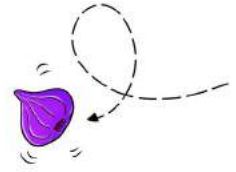
10-12

fdssniffsdshdi

cwvafsealis

sinflatgsdshdi

2



4



6



8

5

10



12



















Beginning Sound

Circle the pictures in each row that have the same beginning sound as the letter in the box.

<p>f</p> <p>1</p>				
<p>b</p> <p>2</p>				
<p>g</p> <p>3</p>				
<p>a</p> <p>4</p>				
<p>m</p> <p>5</p>				
<p>h</p> <p>6</p>				
<p>j</p> <p>7</p>				
<p>n</p> <p>8</p>				


Ending Sounds

Circle the pictures in each row that have the same ending sound as the letter in the box.

<p>f</p> <p>1</p>				
<p>p</p> <p>2</p>				
<p>t</p> <p>3</p>				
<p>x</p> <p>4</p>				
<p>k</p> <p>5</p>				
<p>w</p> <p>6</p>				
<p>e</p> <p>7</p>				
<p>m</p> <p>8</p>				

Cut out the pictures below and match them to their beginning sound.

1	f	
2	r	
3	m	
4	y	
5	l	
6	h	















Make your own worksheet below by drawing pictures  
and writing words to match each picture.  
Have your friends draw lines to match your words to your pictures.














Draw a line to match the correct letter patterns to create the word that matches the picture.  
Then write the word on the line provided.

<p>f a k k e n</p>  <p>_____</p> <p>fan</p>	<p>c o t s a d</p>  <p>_____</p>
<p>f i t g w g</p>  <p>_____</p>	<p>n u o l s a i</p>  <p>_____</p>
<p>f e y a l t</p>  <p>_____</p>	<p>s o t c u r</p>  <p>_____</p>
<p>f u l s o u</p>  <p>_____</p>	<p>f w e a c l i</p>  <p>_____</p>
<p>f e p b i d</p>  <p>_____</p>	<p>f l m e s g r i</p>  <p>_____</p>
<p>f l p r i k</p>  <p>_____</p>	<p>f e u r l o o</p>  <p>_____</p>

Look at the picture and write the missing letters to spell the correct vocabulary word.

<p>1</p>  <p>f x</p>	<p>2</p>  <p>fr g</p>	<p>3</p>  <p>f re</p>
<p>4</p>  <p>f n</p>	<p>5</p>  <p>feath r</p>	<p>6</p>  <p>f ower</p>
<p>7</p>  <p>firem n</p>	<p>8</p>  <p>fo k</p>	<p>9</p>  <p>fin g r</p>

Draw lines to match the word to its picture.



funny

fence

fruit













flush

foot

flip



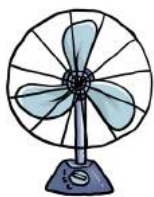
Look at the picture and circle the word that spells the correct vocabulary word.

	<p>fit fart fat</p>		<p>fox box ox</p>
	<p>fan fin fun</p>		<p>fear fire four</p>
	<p>flop flap flag</p>		<p>elf egg left</p>
	<p>frog frock flan</p>		<p>fruit true freeze</p>
	<p>flap flip lip</p>		<p>fringe finger fin</p>
	<p>fly fyl lyf</p>		<p>fat pit fit</p>

Look at the pictures. Match the number of the picture to the word.  
Write the pictures number in the box beside the word.

foot	2
frog	
fan	
fire	
funny	
finger	
fruit	
fox	
fence	
fly	
flower	
fork	

1



2



3



4



5



6



7




8



9



10



11



12



The log is on \_\_\_\_\_.

A \_\_\_\_\_ lives in a forest.

A hippo looks \_\_\_\_\_ in a wig.


I can jump over the \_\_\_\_\_.

I like eating \_\_\_\_\_.









Fill in the crossword puzzle using the picture clues below to help you.

Write words across, from left to right →. Write words down, from top to bottom ↓.









Down

Across



1. 	4. 
2. 	5. 
3. 	6. 

- fire
- fin
- fruit
- fireman
- fence
- funny

1. 	5. 
2. 	6. 
3. 	7. 

- flower
- finger
- flush
- feather
- flag
- fox

Complete the maze. Follow the vocabulary words that start with /f/ and are spelled correctly.



Match the words from the box to the shapes below, then find out the mystery word and write it.

fox

fireman

feather

funny

frog

fish

elf

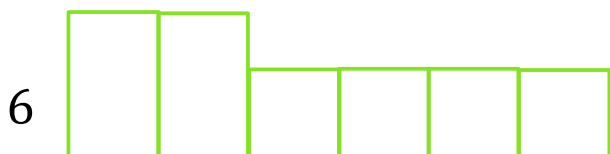


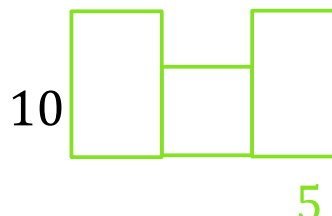


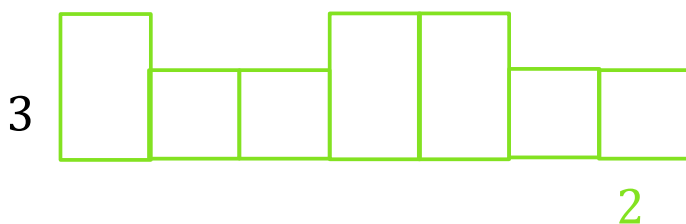
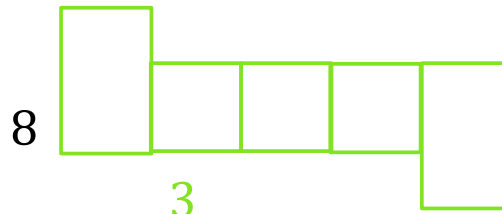

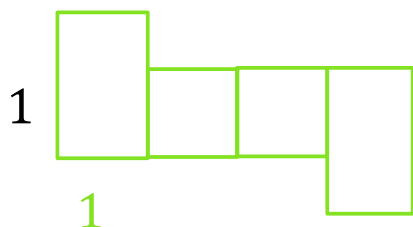
foot

flip

flower

fruit

fat



Mystery Word

1	2	3	4	5

Look at the sentence and exchange the picture for a word.

funny

fit

five

fish


fireman

1. My brother is 5 years old.

2. The pig is wearing a  wig.

3.  live in the water.

4. My dad is  and handsome.

5. I want to become a .

Use vocabulary words from the box to complete the sentences below.

fan

fruit

fly

fox

fence

fish

funny

frog

1. It is very hot, I need a \_\_\_\_\_.
2. A \_\_\_\_\_ has friends in the forest.
3. The \_\_\_\_\_ is green.
4. Kiwi, apple and banana are \_\_\_\_\_.
5. I can \_\_\_\_\_ a jet.
6. A gorilla is wearing a \_\_\_\_\_ dress.
7. There are many \_\_\_\_\_ in the sea.
8. Ken is sitting on the \_\_\_\_\_.

9. Write a sentence of your own using one of the vocabulary words from above.

\_\_\_\_\_

-----

\_\_\_\_\_


-----


\_\_\_\_\_


Look at the picture and write the missing letters to spell the correct vocabulary word.


- fl
- fl
- foo
- f
- fr
- fro
- el
- flow


- ag
- ush
- ox
- uit
- t
- f
- er
- g




















Use words from above to write interesting sentences below.

---



---



---



---



---



---



---



---



---

Look at the pictures and words. Which words are spelled correctly?  
Circle the word that is spelled correctly.  
Then write it on the line.



fork

frock

\_\_\_\_\_

-----

\_\_\_\_\_

flip

flap

\_\_\_\_\_

-----

\_\_\_\_\_



dish

fish

\_\_\_\_\_

-----

\_\_\_\_\_

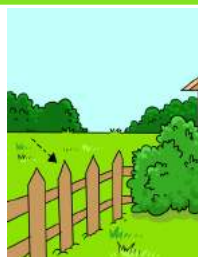
fit

fat

\_\_\_\_\_

-----

\_\_\_\_\_



dense

fence

\_\_\_\_\_

-----

\_\_\_\_\_

linger

finger

\_\_\_\_\_

-----

\_\_\_\_\_



fireman

foreman

\_\_\_\_\_

-----

\_\_\_\_\_

fanny

funny

\_\_\_\_\_

-----

\_\_\_\_\_



fan

fad

\_\_\_\_\_

-----

\_\_\_\_\_

fog

frog

\_\_\_\_\_

-----

\_\_\_\_\_



fit

fat

\_\_\_\_\_

-----

\_\_\_\_\_

fly

fry

\_\_\_\_\_

-----

\_\_\_\_\_



Unscramble the words below. Circle the words in the box that you unscramble below.

fin	finger	fire	seal
foot	fish	flower	spider
fox	flag		snow

1

--	--	--

nif

2

--	--	--	--

reif

3

--	--	--	--	--	--

ngrief

4

--	--	--	--	--	--

wforle

5

--	--	--	--

shfi

6

--	--	--	--

ofot

7

--	--	--	--

lgaf













8

--	--	--

xfo



Draw a line to match the correct letter patterns to create the word that matches the picture.  
Then write the word on the line provided.

<p>1</p> <p>f la t</p> <p>g e g</p>  <p>_____</p> <p>flag</p>	<p>2</p> <p>y l y</p> <p>f a f</p>  <p>_____</p>
<p>3</p> <p>f e e</p> <p>fi r le</p>  <p>_____</p>	<p>4</p> <p>f ea r er</p> <p>af a th</p>  <p>_____</p>
<p>5</p> <p>e l m</p> <p>f ai f</p>  <p>_____</p>	<p>6</p> <p>f y sh</p> <p>k i ch</p>  <p>_____</p>
<p>7</p> <p>wa i on</p> <p>f r n</p>  <p>_____</p>	<p>8</p> <p>fl u ge r</p> <p>f in ng</p>  <p>_____</p>
<p>9</p> <p>f aw e</p> <p>r a n</p>  <p>_____</p>	<p>10</p> <p>y ow je s</p> <p>fl o er</p>  <p>_____</p>
<p>11</p> <p>fa o k</p> <p>f or ng</p>  <p>_____</p>	<p>12</p> <p>f a nn y</p> <p>t u nt</p>  <p>_____</p>

Look at the scrambled words. Unscramble the letters to write the words correctly. Then match the word to its picture.

1. xfo

fox

2. itf

\_\_\_\_\_

3. tofo

\_\_\_\_\_

4. itrusf

\_\_\_\_\_

5. fhsul

\_\_\_\_\_

6. orfg

\_\_\_\_\_

7. lpif

\_\_\_\_\_

8. lwoerf

\_\_\_\_\_

9. lyf

\_\_\_\_\_

10. nceef

\_\_\_\_\_









Cut out the letters below. How many vocabulary-words that you have learned can you spell?  
Glue the letters down to spell as many words as you can.




f	t	g	e	f				
e	f	u	a	i	n	f	x	f
c	i	r	n	f	u	y	l	e
f	n	l	t	a	o	r	f	y


Cut out the letters below. How many sight-words that you have learned can you spell?  
Glue the letters down to spell as many words as you can.



f	o	r	l	f	l	e	w	n
u	f	n	e	r	i	f	g	e
f	i	g	f	o	r	n	y	n

Look at the scrambled words. Unscramble the letters to write the words correctly. Then match the word to its picture.



fl

nc

e

fe

u

sh

fea

or

ers

e

th

f

f

l

k

fr

s

h

fi

u

g

fl

ro

it

f

m

g

fire

a

an

\_\_\_\_\_

\_\_\_\_\_

flush

\_\_\_\_\_

\_\_\_\_\_

\_\_\_\_\_

\_\_\_\_\_

\_\_\_\_\_

\_\_\_\_\_

\_\_\_\_\_

\_\_\_\_\_

\_\_\_\_\_

\_\_\_\_\_

\_\_\_\_\_