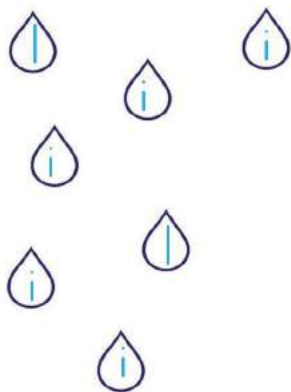


Brainstorm as many words with the letter /L/ sound as you can.

Write them in the space below.















Cross off all the letters that are not /l/. Color all the raindrops with the letter /l/.

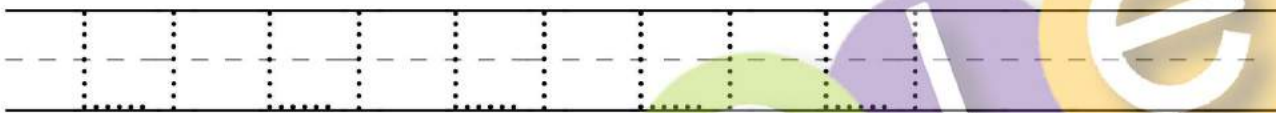
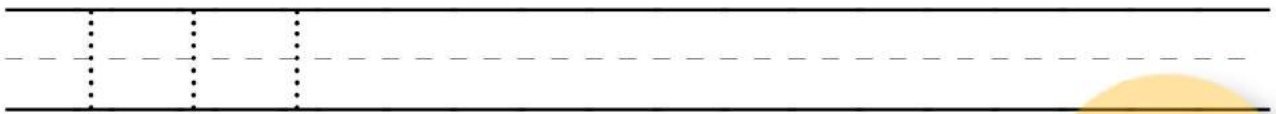
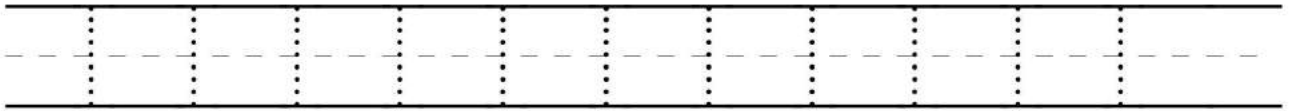
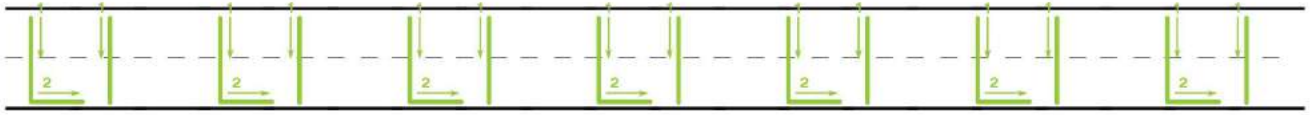




Write the missing letter to complete each word below.

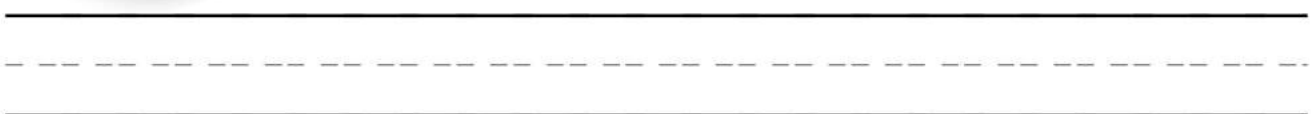
1  _____ o g _____	2  _____ l e a _____	3  _____ a c e _____
4  _____ i z a r d _____	5  _____ l i p _____	6  _____ l e m o n a d e _____
7  _____ l i g h t n i n g _____	8  _____ l i p _____	9  _____ l o b s t e r _____
10  _____ l a m p _____	11  _____ l i g h t _____	12  _____ l i p _____

Trace and write.



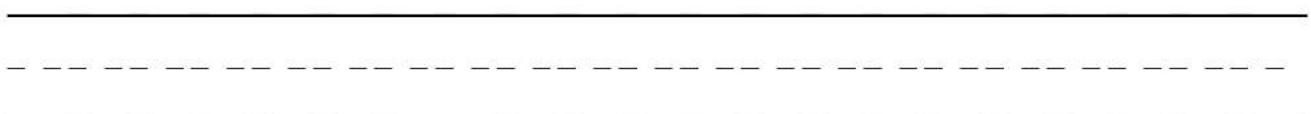
Trace and write. Rewrite the sentence below

A lizzard is over there.




Trace and write. Fill in the missing letter. Rewrite the sentence below

A _ lizzard is over there.





Trace each word, then match them to the correct picture.



1. letter

2. light bulb

3. lollipop

4. letter

5. lip

6. lizard

7. lit

8. log

Choose a word from above and make a great sentence below!



Trace each word, then match them to the correct picture.

lips 1.

lamb 2.

lamp 3.


sled 4.

elf 5.

leg 6.










lobster 7.

ladder 8.












Choose a word from above and make a great sentence below!

Fill in the missing letter and write the word to match the picture above..

<p>1</p>  <p>_____</p> <p>etter</p> <p>_____</p>	<p>2</p>  <p>_____</p> <p>lemo</p> <p>_____</p>	<p>3</p>  <p>_____</p> <p>ock</p> <p>_____</p>	
<p>4</p>  <p>_____</p> <p>shel</p> <p>_____</p>	<p>5</p>  <p>_____</p> <p>amp</p> <p>_____</p>	<p>6</p>  <p>_____</p> <p>le</p> <p>_____</p>	
<p>7</p>  <p>_____</p> <p>lizar</p> <p>_____</p>	<p>8</p>  <p>_____</p> <p>amb</p> <p>_____</p>	<p>9</p>  <p>_____</p> <p>lick</p> <p>_____</p>	
<p>Two lizards</p>			<p>lick a yellow big</p>

Sort the words above to make a complete sentence below.

Circle the correct word and write it on the line.

<p>1</p>  <p>lobster little</p> <p>_____</p> <p>-----</p> <p>_____</p>	<p>2</p>  <p>lot loud</p> <p>_____</p> <p>-----</p> <p>_____</p>	<p>3</p>  <p>leaf leap</p> <p>_____</p> <p>-----</p> <p>_____</p>
<p>4</p>  <p>leave leaf</p> <p>_____</p> <p>-----</p> <p>_____</p>	<p>5</p>  <p>lamb comb</p> <p>_____</p> <p>-----</p> <p>_____</p>	<p>6</p>  <p>vog log</p> <p>_____</p> <p>-----</p> <p>_____</p>
<p>7</p>  <p>lace late</p> <p>_____</p> <p>-----</p> <p>_____</p>	<p>8</p>  <p>lake take</p> <p>_____</p> <p>-----</p> <p>_____</p>	<p>9</p> 

little The lizard lion. likes the big

Sort the words above to make a complete sentence below.

Draw a line to match the letters. Then spell the picture word correctly two times.



1. e i t
s l f



2. l a p
h i y




3. l e d
k i g



4. l i g
p a t



5. s p d
l i l



6. p i m
b a l l












7. x n g
l o k



8. v a l
b o l l

Circle the beginning sound and write the word correctly on the line


<p>1</p>  <p>l k</p> <p>_____</p> <p>-----</p> <p>_____</p>	<p>2</p>  <p>i y</p> <p>_____</p> <p>-----</p> <p>_____</p>	<p>3</p>  <p>t l</p> <p>_____</p> <p>-----</p> <p>_____</p>
<p>4</p>  <p>i l</p> <p>_____</p> <p>-----</p> <p>_____</p>	<p>5</p>  <p>p j</p> <p>_____</p> <p>-----</p> <p>_____</p>	<p>6</p>  <p>b e pl</p> <p>_____</p> <p>-----</p> <p>_____</p>
<p>7</p>  <p>pr pl</p> <p>_____</p> <p>-----</p> <p>_____</p>	<p>8</p>  <p>t l</p> <p>_____</p> <p>-----</p> <p>_____</p>	<p>9</p>  <p>_____</p> <p>-----</p> <p>_____</p>
<p>sits The a lemon. eats lion and</p>		

Sort the words above to make a complete sentence below.

Color in the letter with the sentence that matches the picture to its left.



- A He is shouting loudly.
- B He can not shout.
- C He can not speak.



- A The lizard sits on the tree.
- B The lizard stands on the tree.
- C The lizard plays on the tree.



- A A lizard lit a candle.
- B A lion lit a candle.
- C A rooster lit a candle.



- A Look! There is a lake!
- B Look! There is a swimming pool!
- C Look! There is a wet house!




- A The lobster is in the classroom.
- B The lobster is in the library.
- C The lobster is in the gym.

Say each picture word out loud. Listen to the sounds within the word.

Do you hear the letter sound /l/ at the beginning, middle or end?


Write the letter where you hear the sound.

1




○ | ○

2




○ ○ ○

3




○ ○ ○

4



○ ○ ○

5



○ ○ ○

6



○ ○ ○

7



○ ○ ○

8




○ ○ ○

9




○ ○ ○

10



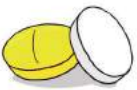
○ ○ ○

11



○ ○ ○

12




○ ○ ○

13




○ ○ ○

14



○ ○ ○

15



○ ○ ○



Look at the pictures and the letters. What letters are missing?
Write in the missing letters in the circles provided.
Then write the word two more times on the line.

1 | | g



2 | | g



3 v n



4 | | ng



5 p p



6 e f



7 | | t



8 | | d



Look at the pictures and the letters. What letters are missing?
Write in the missing letters in the circles provided.
Then write the word two more times on the line.

1	 i lk		_____	_____
2	 a mb		_____	_____
3	 i ll		_____	_____
4	 i p		_____	_____
5	 s l ed		_____	_____
6	 a ll		_____	_____
7	 e lp		_____	_____
8	 l ap		_____	_____

Look at the pictures and the letters. What letters are missing?
Write in the missing letters in the circles provided.
Then write the word two more times on the line.

1

l i ○



2

l ea ○



3

b ul ○



4

sl i ○



5

l se ○



6

l ea ○



7

l ou ○



8

e l ○



Look at the pictures and letters below. Circle the word within the line of letters.

small
balloons
ruler
letter

sled
umbrella
lobster
lace

lake
yellow
jellyfish
lettuce

shelf
pillow
clap
blow


lightning
ladder
lion
lamp

1 
dkeoballoonsdien

2 
slepwpillowdjfn

3 
hkdmslampehjosw

4 
eokaklakesmajpwi

5 
eorperulershdn

6 
oelayellownsmak

7 
oelightningfsveb


8 
eshelformskwpar

9 
ejdkerolettersjen

10 
loelsledpmfndjaej

11 
wkeoslpeblowdjs

12 
apelslionsgenaje

13 
wkeusjrlacehsyn

14 
eodkrolsclapdjen

15 
wirlobsteraqeosl

16 
spoelakenlettuce

17 
dwjjellyfishdoeki

18 
eitoeksmallwoek

19 
opladderwismriv

20 
sdoepumbrellapsi

1



Look at the pictures and letters below.
Circle the word within the line of letters.
Draw a line to its matching picture.

1-3

rpltlizardbcne

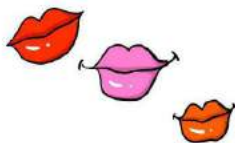
ekrolipsjmeo

eodflowersdh

2



3



4



5



4-6

qieklimpwjskd

ajelplaywirieo

oeplollipopwh

6



7



7-9

wpelsslipxncm

addjeolemonsc

dkeorattlevbn

8



9



10-12

afehsladybugk

shrolitendjrme

sprleoigloobdn

10



11





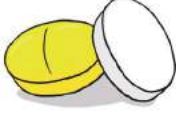















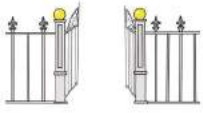













12



































Beginning Sound

Circle the pictures in each row that have the same beginning sound as the letter in the box.

1	l				
2	p				
3	y				
4	t				
5	e				
6	g				
7	k				
8	b				

Ending Sounds

Circle the pictures in each row that have the same ending sound as the letter in the box.

1 l				
2 a				
3 f				
4 n				
5 m				
6 s				
7 r				
8 d				









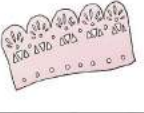



Cut out the pictures below and match them to their beginning sound.

1	g	
2	l	
3	s	
4	p	
5	r	
6	j	



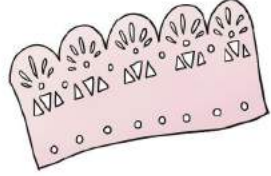








Make your own worksheet below by drawing pictures
and writing words to match each picture.
Have your friends draw lines to match your words to your pictures.

Draw a line to match the correct letter patterns to create the word that matches the picture.
Then write the word on the line provided.

<p>fl ow n li e er</p>  <p>_____</p> <p>flower</p>	<p>l e m b a g</p>  <p>_____</p>
<p>l a t d ea f</p>  <p>_____</p>	<p>l i g rd wa n za</p>  <p>_____</p>
<p>_____ k m ol g</p>  <p>_____</p>	<p>m u d er l ad di</p>  <p>_____</p>
<p>j u p l ea r</p>  <p>_____</p>	<p>ra dy p g la ou bu</p>  <p>_____</p>
<p>k i e l ac s</p>  <p>_____</p>	<p>li o dl in g pl gh tn</p>  <p>_____</p>
<p>b l o p a ow</p>  <p>_____</p>	<p>n d ip op lo ll nd</p>  <p>_____</p>

Look at the picture and write the missing letters to spell the correct vocabulary word.

<p>1</p>  <p>_____</p> <p>l g</p>	<p>2</p>  <p>_____</p> <p>l e f</p>	<p>3</p>  <p>_____</p> <p>l a e</p>
<p>4</p>  <p>_____</p> <p>l i a r d</p>	<p>5</p>  <p>_____</p> <p>l i</p>	<p>6</p>  <p>_____</p> <p>l o s t e r</p>
<p>7</p>  <p>_____</p> <p>l a p</p>	<p>8</p>  <p>_____</p> <p>l e m o n</p>	<p>9</p>  <p>_____</p> <p>l a m b</p>

Draw lines to match the word to its picture.



lightning

lettuce

ladder












pillow

letter

milk



Look at the picture and circle the word that spells the correct vocabulary word.

	<p>crap clap club</p>		<p>slid sled slide</p>
	<p>light right lit</p>		<p>left eel elf gel log leg</p>
	<p>flop flap flip</p>		<p>bob bulb pop</p>
	<p>pop dolly lollipop</p>		<p>help had let</p>
	<p>lit till lip</p>		<p>jelly jellyfish fish</p>
	<p>lock mock dock</p>		

Look at the pictures. Match the number of the picture to the word.
Write the pictures number in the box beside the word.

umbrella	2
play	
pill	
leap	
shelf	
ball	
blimp	
ladybug	
jello	
loud	
slip	
yellow	

1



2




3



4



5



6



7



8



9



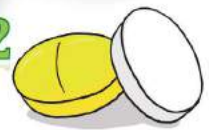
10



11



12



The pig likes to _____ in the mud.

A frog made a big _____.


A _____ has two wings.

This music is so _____.

The sun is _____.

Fill in the crossword puzzle using the picture clues below to help you.

Write words across, from left to right →. Write words down, from top to bottom ↓.









Down

Across

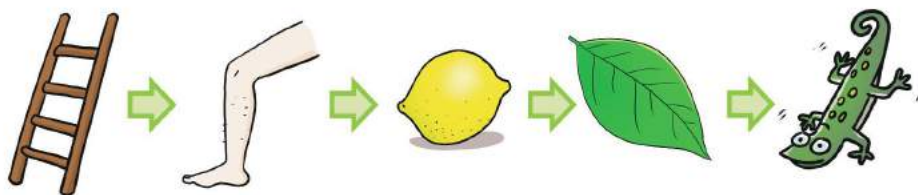

2. 	6. 
3. 	7. 
4. 	8. 

- ladder
- lamb
- lemon
- lightning
- ball
- lizard

1. 	7. 
5. 	9. 
6. 	10. 

- pill
- ruler
- lobster
- leaf
- ladybug
- pillow

Complete the maze. Follow the vocabulary words that start with /l/ and are spelled correctly.



Match the words from the box to the shapes below, then find out the mystery word and write it.

light

lace

bulb

milk

slip

lake

lizard

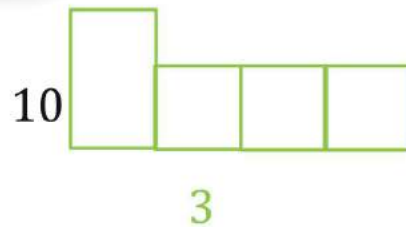
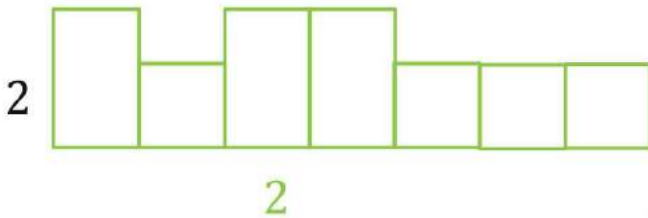
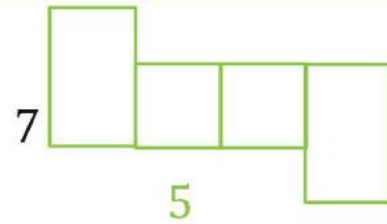
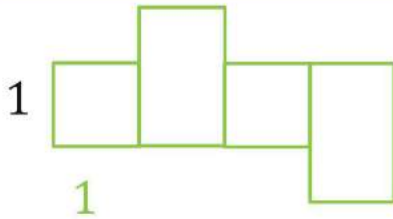
help

elf

lid

lamp

lettuce



Mystery Word

1 2 3 4 5

Look at the sentence and exchange the picture for a word.

ladder

clap


ladybug

ball


light

1. I can  my hands.

2. We go outside to play .

3. My dad can climb a  _____

4. A  can fly.

5. Please turn on the .

Use vocabulary words from the box to complete the sentences below.

lock

lemon

lamb

lake

help

Milk

lit

pillow

1. My _____ is on my bed.

2. A _____ is very sour.

3. _____ is white.

4. I have a key for this _____.

5. A _____ is a baby sheep.

6. I like swimming in the _____.









7. I need some _____.

8. Dad _____ a candle.

9. Write a sentence of your own using one of the vocabulary words from above.

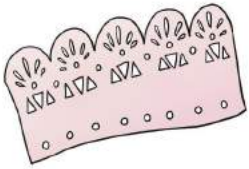











Look at the picture and write the missing letters to spell the correct vocabulary word.

cl	ip
lett	am
je	er
sl	llo
la	imp
ru	mb
blo	ler
bl	w

	_____
	clam
	_____
	_____
	_____
	_____
	_____
	_____

Use words from above to write interesting sentences below.

Look at the pictures and words. Which words are spelled correctly?
Circle the word that is spelled correctly.
Then write it on the line.

 <p>lace lice</p> <p>_____</p> <p>-----</p> <p>_____</p>	<p>bulb bulk</p> <p>_____</p> <p>-----</p> <p>_____</p> 
 <p>blizzard lizard</p> <p>_____</p> <p>-----</p> <p>_____</p>	<p>pillow plow</p> <p>_____</p> <p>-----</p> <p>_____</p> 
 <p>hipster lobster</p> <p>_____</p> <p>-----</p> <p>_____</p>	<p>light lightning</p> <p>_____</p> <p>-----</p> <p>_____</p> 
 <p>jellyfish jelofish</p> <p>_____</p> <p>-----</p> <p>_____</p>	<p>seed sled</p> <p>_____</p> <p>-----</p> <p>_____</p> 
 <p>help gulp</p> <p>_____</p> <p>-----</p> <p>_____</p>	<p>pray play</p> <p>_____</p> <p>-----</p> <p>_____</p> 
 <p>shield shelf</p> <p>_____</p> <p>-----</p> <p>_____</p>	<p>lemons lemon</p> <p>_____</p> <p>-----</p> <p>_____</p> 

Unscramble the words below. Circle the words in the box that you unscramble below.

ruler

lips

flip

seal

lid

milk

ladder

spider

blimp

leaf

snow



ild



lmki



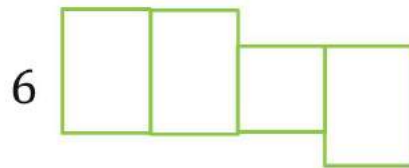
dread



lrue




plsi



plif















afle



mblpi

Draw a line to match the correct letter patterns to create the word that matches the picture.
Then write the word on the line provided.

<p>1</p> <p>l if ns r e t</p>  <p>_____</p> <p>_____</p>	<p>2</p> <p>l oi ck w o l</p>  <p>_____</p> <p>_____</p>
<p>3</p> <p>y l f e u ll</p>  <p>_____</p> <p>_____</p>	<p>4</p> <p>y e r ow j a ll</p>  <p>_____</p> <p>_____</p>
<p>5</p> <p>m a l cl ai p</p>  <p>_____</p> <p>_____</p>	<p>6</p> <p>r e g l ee k</p>  <p>_____</p> <p>_____</p>
<p>7</p> <p>l t p la am s</p>  <p>_____</p> <p>_____</p>	<p>8</p> <p>la u ll g f dy bu</p>  <p>_____</p> <p>_____</p>
<p>9</p> <p>b aw ll v a l</p>  <p>_____</p> <p>_____</p>	<p>10</p> <p>kl at u ce le tt o</p>  <p>_____</p> <p>_____</p>
<p>11</p> <p>m i d l y ng</p>  <p>_____</p> <p>_____</p>	<p>12</p> <p>lo a ip op by ll i</p>  <p>_____</p> <p>_____</p>

Look at the scrambled words. Unscramble the letters to write the words correctly. Then match the word to its picture.

1. gonl

long



2. menlo



3. berlamul



4. balm



5. plis



6. uold



7. ylshjleif



8. gsol



9. niol



10. zradil



Cut out the letters below. How many vocabulary-words that you have learned can you spell?
Glue the letters down to spell as many words as you can.

www.PhonicsGarden.com

© JD. Flowers 2015



S

a

m

p

l

e

e

s

i

o

r

l

k

e

f

j

g

o

e

c

p

f

l

g

e

l

l

e

l







u

l

o

l

Cut out the letters below. How many sight-words that you have learned can you spell?
Glue the letters down to spell as many words as you can.

✂

l	d	l	g	t	a	l	h	l
i	a	i	d	l	e	o	f	e
p	t	l	p	e	r	i	l	w

Look at the scrambled words. Unscramble the letters to write the words correctly. Then match the word to its picture.

- 1 
- 2 
- 3 
- 4 
- 5 
- 6 
- 7 
- 8 
- 9 
- 10 

sl l ter

lo ee p

ru bs er

lea f ter

la t s

le il e

m dy k

l ak bug

ye el ow

sh ll f

sleep

