


# Spin and Spell

Spin the spinner. Spell and write the **ame** word.



fame	name	lame	tame	same	game
_____	_____	_____	_____	_____	_____
_____	_____	_____	_____	_____	_____
_____	_____	_____	_____	_____	_____
_____	_____	_____	_____	_____	_____
_____	_____	_____	_____	_____	_____
_____	_____	_____	_____	_____	_____
_____	_____	_____	_____	_____	_____
_____	_____	_____	_____	_____	_____
_____	_____	_____	_____	_____	_____
_____	_____	_____	_____	_____	_____

Which **ame** word did you spin on and write the most? Write it again here!

\_\_\_\_\_

\_\_\_\_\_

\_\_\_\_\_

Spin a picture. Read the word.

Write the word in the matching letter boxes.

Place a check mark next to the word after it is written.

fame

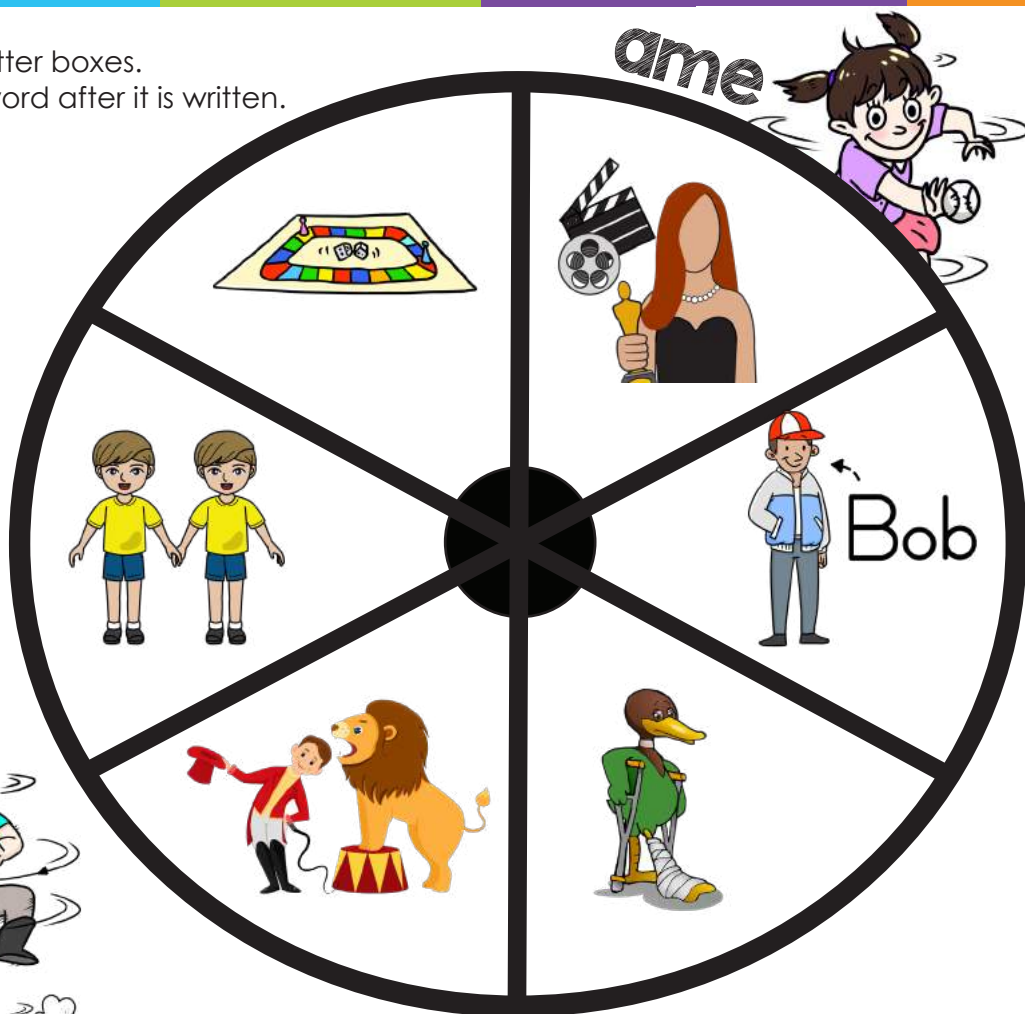
game

name

same

tame

lame



Hint: Use a paperclip as your spinner.

--	--	--	--

--	--	--	--

--	--	--	--

--	--	--	--


--	--	--	--

--	--	--	--

Name: \_\_\_\_\_

# Spin and Build

# ame



Hint: Use a paperclip as your spinner.

Spin a picture.  
Cut and paste the letters to build the matching words.



--	--	--



--	--	--



--	--	--



--	--	--



--	--	--



--	--	--

Write your words on the lines.

\_\_\_\_\_

-----

\_\_\_\_\_

-----

\_\_\_\_\_

-----

\_\_\_\_\_

-----

\_\_\_\_\_

-----

\_\_\_\_\_

-----

\_\_\_\_\_

-----

\_\_\_\_\_

-----

\_\_\_\_\_

-----

fame

name

lame

tame

same

game



a	a	a	a	a	a	me	me	me
me	me	me	f	l	g	t	s	n



**Set One**

**Spin, Color, and Win!**

Each player takes a turn to spin a picture and color the matching word.  
First player to color all words wins the game.



**ame**



**player 1**

**player 2**

fame	same	tame	name	game
name	fame	lame	fame	name
name	same	name	same	name
fame	tame	same	game	same
game	lame	name	fame	game

game	name	game	name	game
same	same	fame	same	lame
tame	tame	lame	tame	name
game	name	same	name	same
fame	fame	lame	fame	game



Set Two

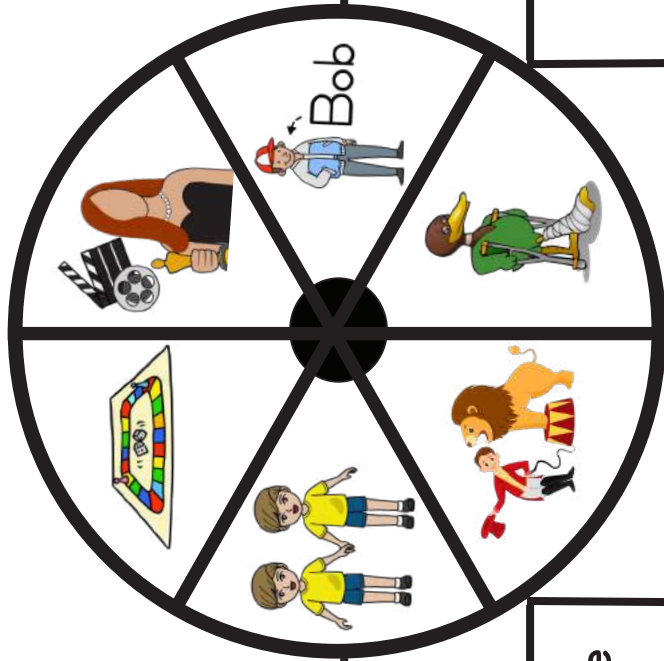
Spin, Color, and Win!

Each player takes a turn to spin a picture and color the matching word.

First player to color all words wins the game.



ame



player 1

player 2

lame	game	flame
frame	flame	game
tame	fame	frame
frame	flame	game
game	lame	flame

lame
game
tame
fame

frame
tame
lame
tame

lame	game	flame
game	tame	frame
frame	game	flame
game	frame	tame
flame	game	flame


# Spin, Color, and Win!

Make Your Own: #1

Each player takes a turn to spin a picture and color the matching word.  
First player to color all words wins the game.




player 1



player 2







fame




game



name

Bob




same

tame



lame

frame



flame





f ame



www.PhonicsGarden.com

n ame



Bob


www.PhonicsGarden.com

g ame



www.PhonicsGarden.com

s ame



www.PhonicsGarden.com

tame




www.PhonicsGarden.com

lame




www.PhonicsGarden.com

flame



www.PhonicsGarden.com

frame



www.PhonicsGarden.com

Draw and write your own word puzzles on this page.



	<a href="http://www.PhonicsGarden.com">www.PhonicsGarden.com</a>

	<a href="http://www.PhonicsGarden.com">www.PhonicsGarden.com</a>

	<a href="http://www.PhonicsGarden.com">www.PhonicsGarden.com</a>

	<a href="http://www.PhonicsGarden.com">www.PhonicsGarden.com</a>

Draw and write your own word puzzles on this page.



--	--

www.PhonicsGarden.com



--	--

www.PhonicsGarden.com

--	--

www.PhonicsGarden.com

--	--

www.PhonicsGarden.com



Add the missing letters.

Write the words on the lines below.

**word family**  
Word Spelling



\_\_\_ ame



\_\_\_ ame

\_\_\_ \_\_\_ ame



\_\_\_ ame



\_\_\_ ame



\_\_\_ ame



\_\_\_ \_\_\_ ame



\_\_\_ ame

**ame**

1. fame \_\_\_\_\_

5. \_\_\_\_\_

2. \_\_\_\_\_

6. \_\_\_\_\_

3. \_\_\_\_\_

7. \_\_\_\_\_

4. \_\_\_\_\_

8. \_\_\_\_\_

Choose one or two words from above and make a great sentence below.

Add the missing letters.

Write the words on the lines below.

**Word Family**  
Word Spelling



g \_ \_ \_



l \_ \_ \_

fr \_ \_ \_



fl \_ \_ \_



n \_ \_ \_



f \_ \_ \_



t \_ \_ \_



s \_ \_ \_

**ame**

1. game

5. \_\_\_\_\_

2. \_\_\_\_\_

6. \_\_\_\_\_

3. \_\_\_\_\_

7. \_\_\_\_\_

4. \_\_\_\_\_

8. \_\_\_\_\_

Choose one or two words from above and make a great sentence below.

\_\_\_\_\_

\_\_\_\_\_

\_\_\_\_\_

\_\_\_\_\_

\_\_\_\_\_

After you have finished assembling your word wheel, practice writing each word as you spin the wheel. Spin, read, and write your new words!

Write each word on your word-wheel 2 times each.

Blank handwriting practice box with four lines: a solid top line, a dashed middle line, a solid bottom line, and a solid baseline.

Blank handwriting practice box with four lines: a solid top line, a dashed middle line, a solid bottom line, and a solid baseline.

Blank handwriting practice box with four lines: a solid top line, a dashed middle line, a solid bottom line, and a solid baseline.

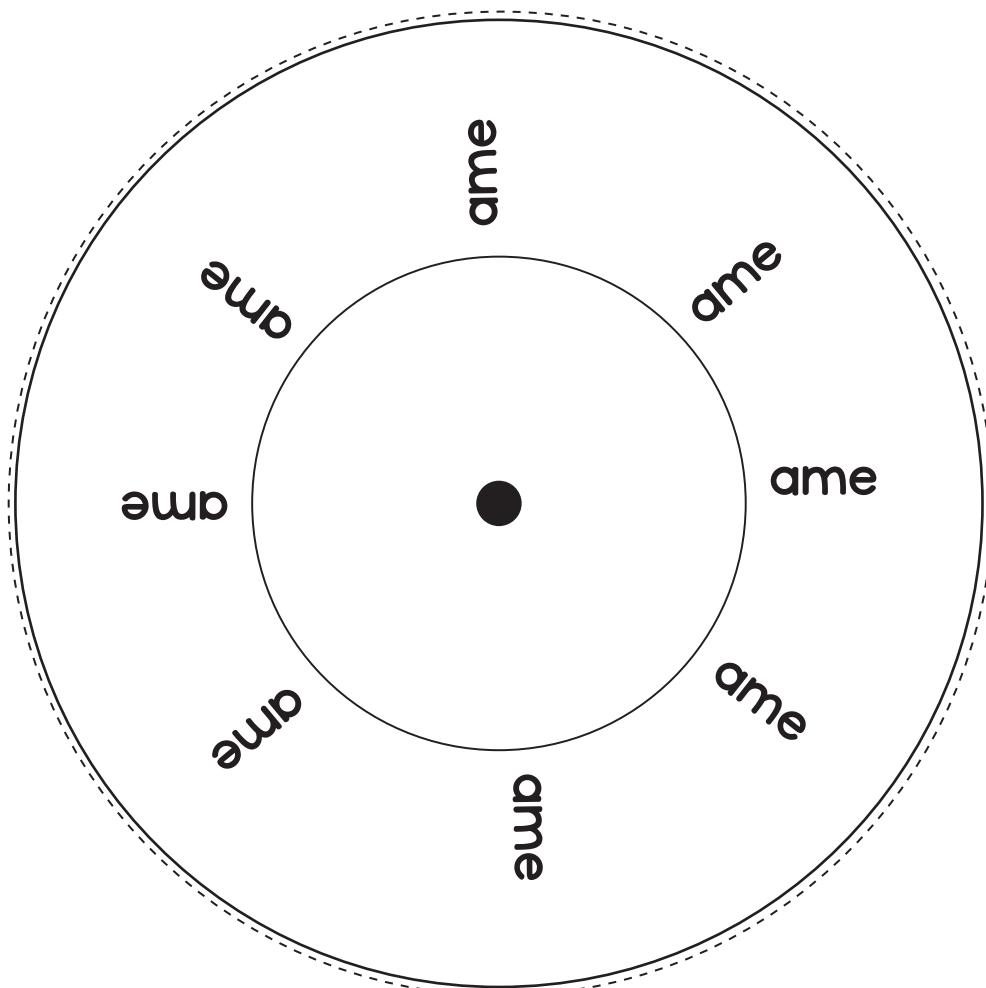
Blank handwriting practice box with four lines: a solid top line, a dashed middle line, a solid bottom line, and a solid baseline.

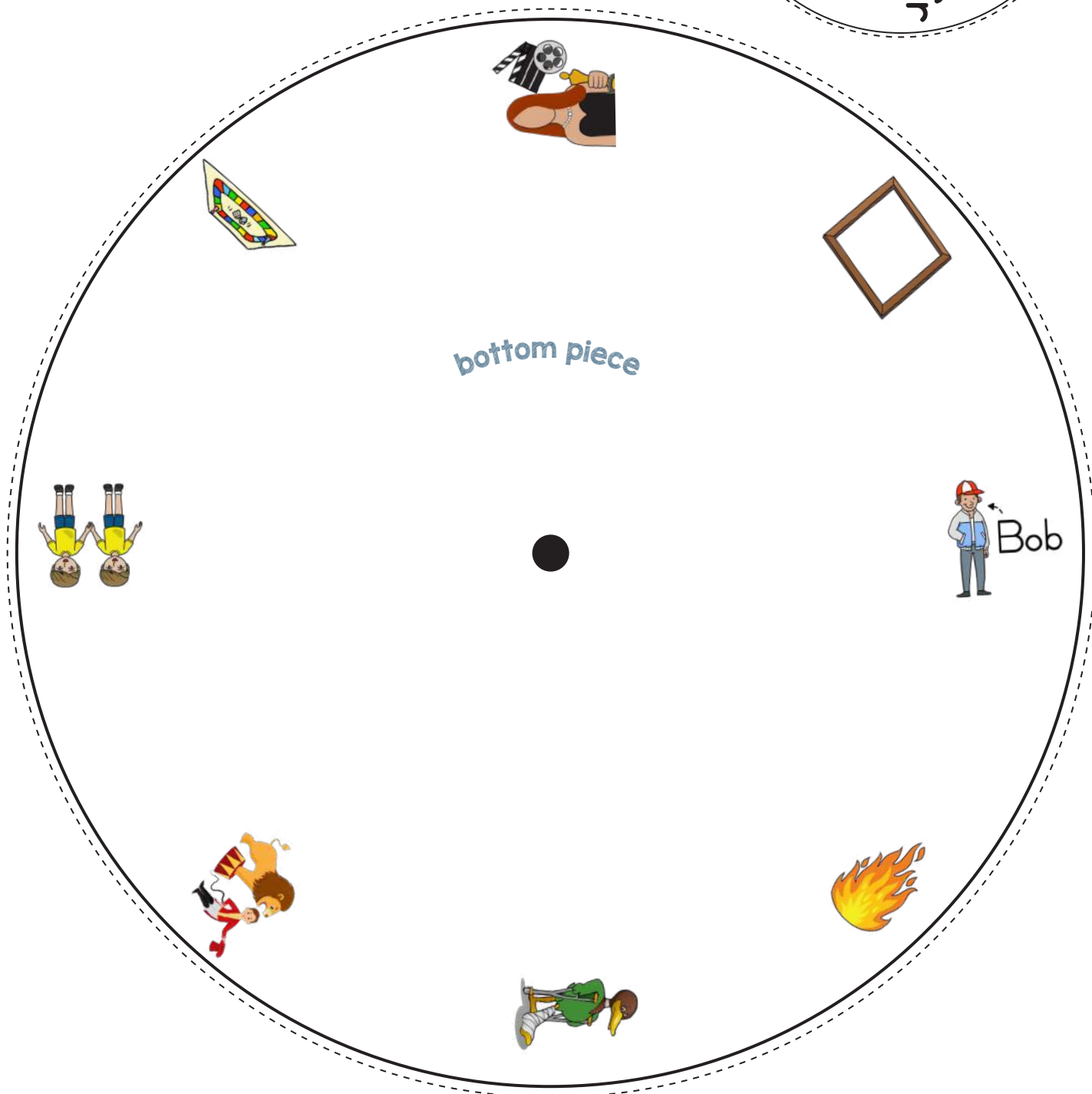
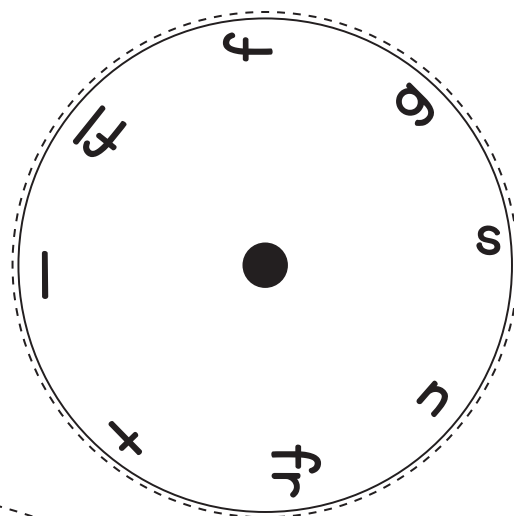
Blank handwriting practice box with four lines: a solid top line, a dashed middle line, a solid bottom line, and a solid baseline.

Blank handwriting practice box with four lines: a solid top line, a dashed middle line, a solid bottom line, and a solid baseline.

Blank handwriting practice box with four lines: a solid top line, a dashed middle line, a solid bottom line, and a solid baseline.

Blank handwriting practice box with four lines: a solid top line, a dashed middle line, a solid bottom line, and a solid baseline.










SPINNER

www.PhonicsGarden.com

ame word family



game



name



same



name

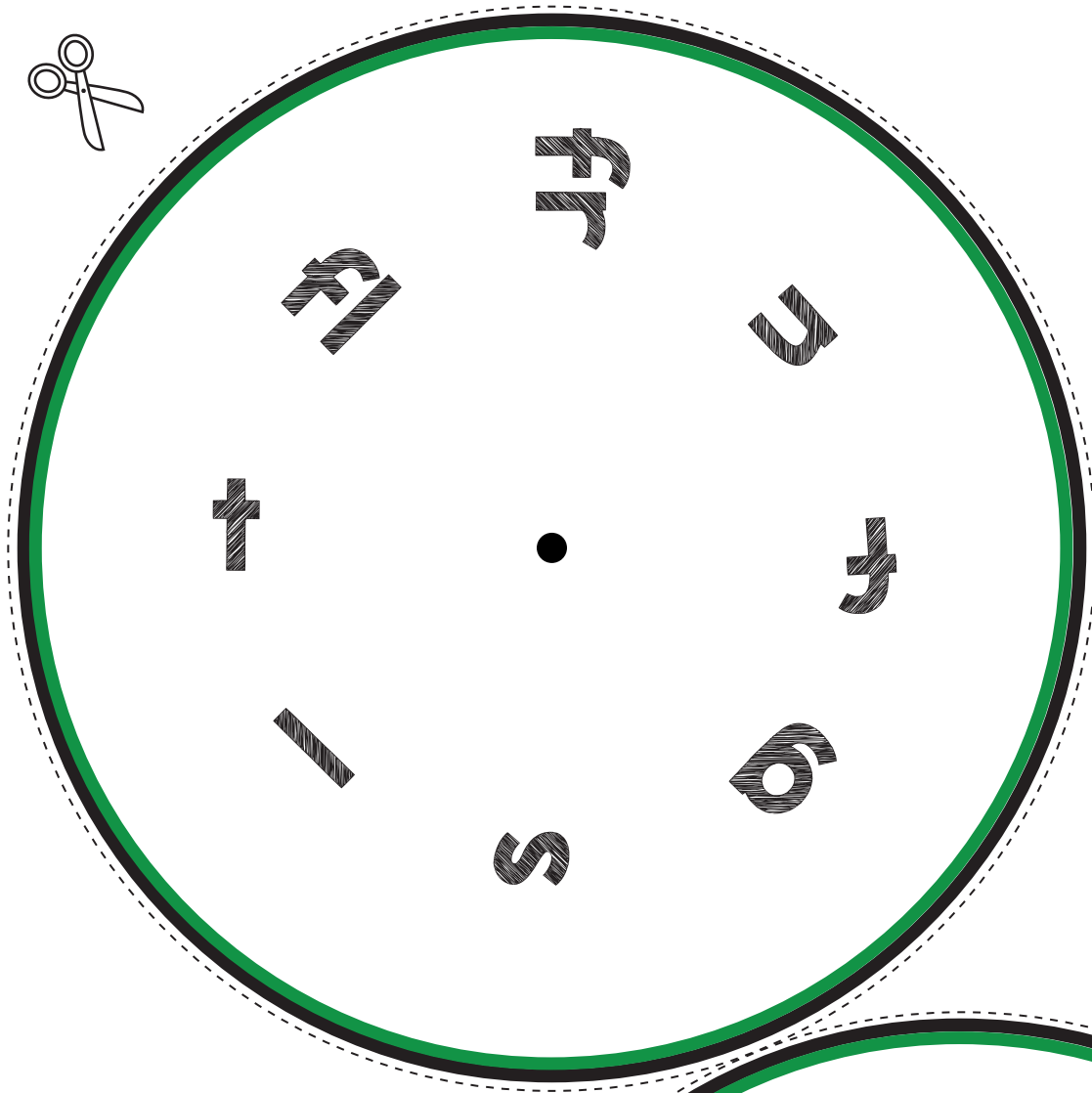


fame



game





### ~ame Words

Step 1:  
Print the word wheel on card stock paper for best results.

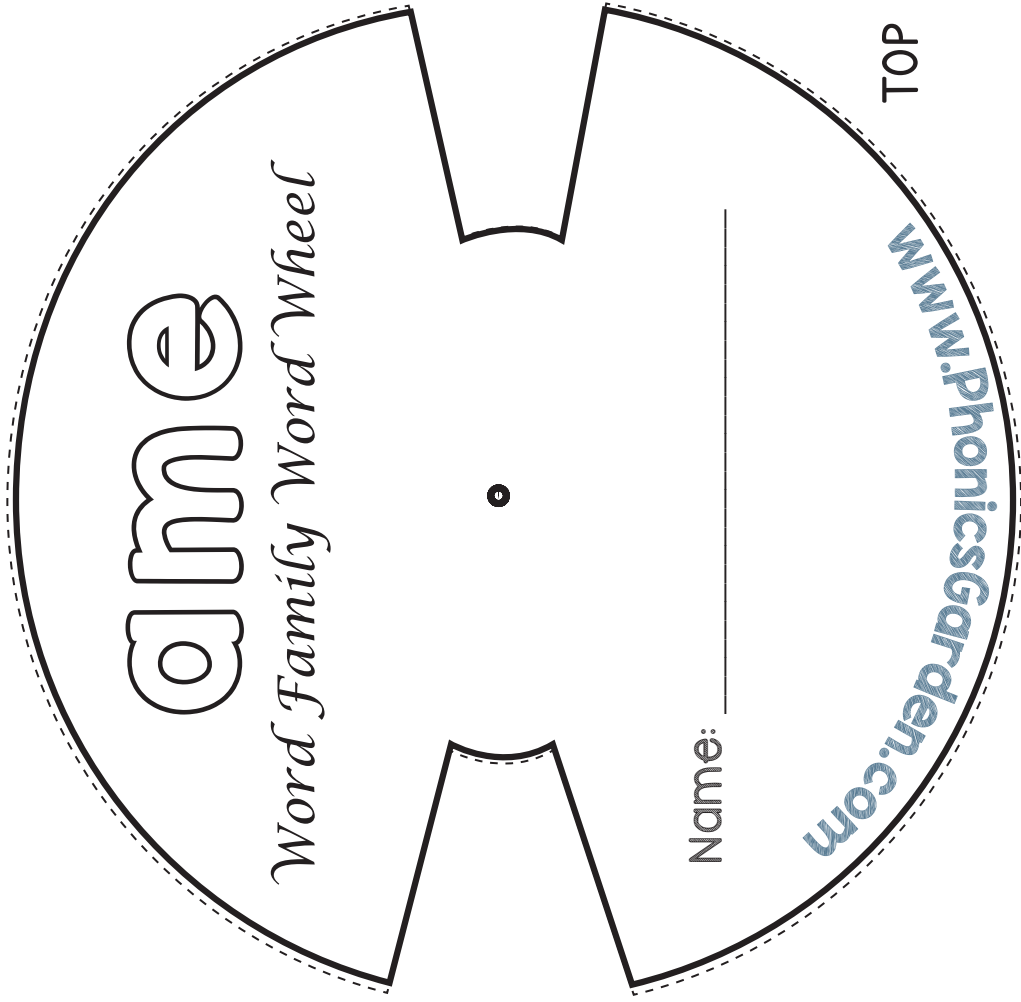

Step 2: Attach the front to the back with a brass paper fastener, paperclip, or another fastening object.

Step 3: Have your students spin the wheel to make and read the words.



# Word Wheel

This Word Wheel will help your students practice reading. Moving the wheel will match the word with the picture clue.



## Instructions

1. Copy on to the white card stock
2. Cut out the two shapes on the dotted lines.
3. Place TOP wheel on the TOP of the BOTTOM wheel.
4. Insert split pin in the center.
5. Have students spin and read.



Cut out the words and pictures. Paste them down where they belong matching each word and picture.

ame

ank





fame

name

bank

sank



tame

game

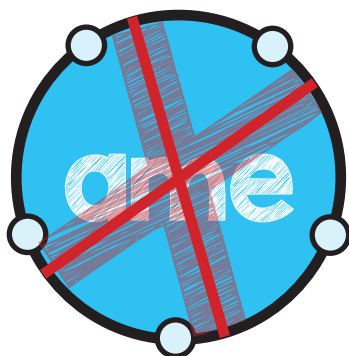

tank

thank



Connect the /ame/ word family words with the **ame**.

Connect the words that are NOT part of the /ame/ word family with the **X**.



Practice writing your /ame/ words.

_____	_____	_____
-----	-----	-----
_____	_____	_____
_____	_____	_____
-----	-----	-----
_____	_____	_____







What  
is in the

ame

ame house?


set 1



When you are done cutting and pasting your words, finish the sentence below. Add a full-stop period.

A \_\_\_\_\_, \_\_\_\_\_ and  
\_\_\_\_\_ are in the house

Write the missing letters below. Cut out the boxes and glue the top flap onto the matching picture. ✂



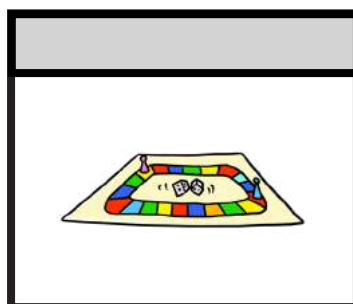





What  
is in the

ame

set 2

ame house?



When you are done cutting and pasting your words, finish the sentence below. Add a full-stop period.

A \_\_\_\_\_, and  
\_\_\_\_\_ are in the house

Write the missing letters below. Cut out the boxes and glue the top flap onto the matching picture. 







Cut out each of the puzzle pieces and glue them where they belong.


fame	glue piece here	name	glue piece here
same	glue piece here	lame	glue piece here
game	glue piece here	tame	glue piece here
frame	glue piece here	flame	glue piece here
_ame	glue piece here	_ame	glue piece here


Scissors icon








Scissors icon













Scissors icon

 Bob

Color the word box that goes with the picture.


Write the words below.

**1**




tame	lame
------	------

**2**




game	lame
------	------

**3**




game	flame
------	-------

**4**




flame	same
-------	------

**5**




same	frame
------	-------

**6**




fame	tame
------	------

**7**



fame	frame
------	-------

**8**



flame	name
-------	------

\_\_\_\_\_

\_\_\_\_\_

**2** \_\_\_\_\_

\_\_\_\_\_

**3** \_\_\_\_\_

\_\_\_\_\_

**4** \_\_\_\_\_

\_\_\_\_\_

**5** \_\_\_\_\_

\_\_\_\_\_

**6** \_\_\_\_\_









\_\_\_\_\_

**7** \_\_\_\_\_









\_\_\_\_\_

**8** \_\_\_\_\_

Write the letters in the correct order to make the word that matches the picture.

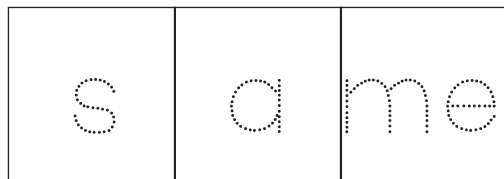
1  Bob	a n me	n a me
2 	a me s	
3 	fl me a	
4 	a me fr	
5 	l me a	
6 	me a t	
7 	f me a	
8 	a g me	

Write the letters in the correct order to make the word that matches the picture.



1		f me a	f a me
2		a g me	
3		l me a	
4		me a t	
5		fl me a	
6		a me fr	
7	 Bob	a n me	
8		a me s	

**UNSCRAMBLE the LETTERS** Write the missing letter in the circle.  
Write the letters in the correct order to make the word that matches the picture.


1




2





3





4





5





6



7




8



Read and Write! Write the missing letter in the circle.  
Write the letters in the correct order to make the word that matches the picture.

1




\_\_\_\_\_

\_\_\_\_\_

\_\_\_\_\_

2




\_\_\_\_\_

\_\_\_\_\_

\_\_\_\_\_

3




\_\_\_\_\_

\_\_\_\_\_

\_\_\_\_\_

4




\_\_\_\_\_

\_\_\_\_\_

\_\_\_\_\_

5




\_\_\_\_\_

\_\_\_\_\_

\_\_\_\_\_

6



\_\_\_\_\_

\_\_\_\_\_

\_\_\_\_\_

7




\_\_\_\_\_

\_\_\_\_\_

\_\_\_\_\_

8



\_\_\_\_\_

\_\_\_\_\_

\_\_\_\_\_





Say it! Build it! Write! Color the letters that spell the picture's name. Write the word on the line.

fame

name

game

lame

same

tame

frame

flame



t	f	b	a	e	me	m	st
---	---	---	---	---	----	---	----

\_\_\_\_\_

-----

\_\_\_\_\_




fl	v	l	a	n	ai	me	mp
----	---	---	---	---	----	----	----

\_\_\_\_\_

-----

\_\_\_\_\_



n	t	s	oo	f	a	me	f
---	---	---	----	---	---	----	---

\_\_\_\_\_

-----

\_\_\_\_\_




j	g	k	a	o	me	r	g
---	---	---	---	---	----	---	---

\_\_\_\_\_

-----

\_\_\_\_\_




fr	pl	n	in	a	s	me	s
----	----	---	----	---	---	----	---

\_\_\_\_\_

-----

\_\_\_\_\_




r	l	q	n	a	me	oi	k
---	---	---	---	---	----	----	---

\_\_\_\_\_

-----

\_\_\_\_\_



v	s	n	a	s	me	tr	h
---	---	---	---	---	----	----	---

\_\_\_\_\_

-----

\_\_\_\_\_



h	sn	k	t	s	a	me	n
---	----	---	---	---	---	----	---

\_\_\_\_\_

-----

\_\_\_\_\_

Say it! Build it! Write! Color the letters that spell the picture's name. Write the word on the line.

fame name game lame same tame frame flame



h	th	k	t	s	a	me	n
---	----	---	---	---	---	----	---


---



---



---



v	s	an	a	s	me	r	h
---	---	----	---	---	----	---	---


---



---



---



r	l	q	ng	a	me	h	k
---	---	---	----	---	----	---	---

---



---



---



j	g	k	a	o	me	oi	g
---	---	---	---	---	----	----	---

---



---



---



t	f	oa	a	e	me	m	r
---	---	----	---	---	----	---	---

---



---



---



fl	v	cl	a	n	i	me	m
----	---	----	---	---	---	----	---


---



---



---



fr	p	h	n	a	st	me	s
----	---	---	---	---	----	----	---

---



---



---



n	t	nd	d	f	a	me	nt
---	---	----	---	---	---	----	----

---



---



---

Draw a line to match the letters.

Write the words two times each.



1. f e me  
n a g

\_\_\_\_\_

-----

\_\_\_\_\_

-----



2. t a b  
l o me

\_\_\_\_\_

-----

\_\_\_\_\_

-----



3. n a me  
n u p

\_\_\_\_\_

-----

\_\_\_\_\_

-----



4. s o me  
t a s

\_\_\_\_\_

-----

\_\_\_\_\_

-----



5. g a m  
h u me

\_\_\_\_\_

-----

\_\_\_\_\_

-----



6. fr a k  
a a me

\_\_\_\_\_

-----

\_\_\_\_\_

-----



7. fr e me  
fl a n

\_\_\_\_\_

-----

\_\_\_\_\_

-----



8. d a s  
t o me

\_\_\_\_\_

-----

\_\_\_\_\_

-----

SEE - SAY - CUT - PASTE - READ

ame set 1

Cut out the letters. Glue them under the pictures to spell the words correctly.

1.



--	--	--

2.




--	--	--

3.



--	--	--

4.



--	--	--

a

a

a

a

me

me

me

me

s

g

t

l




SEE - SAY - CUT - PASTE - READ

ame set 2


Cut out the letters. Glue them under the pictures to spell the words correctly.

1.




--	--	--

2.




--	--	--

3.



--	--	--

4.



--	--	--

a	a	a	a	me	me
me	me	fr	fl	f	n





Trace

write

color

name

\_\_\_\_\_

name

Trace

write

color

same

\_\_\_\_\_

same

Trace

write

color

game

\_\_\_\_\_

game

Trace

write

color

lame

\_\_\_\_\_

lame

Write a sentence of your own using some words from above.

\_\_\_\_\_

\_\_\_\_\_

\_\_\_\_\_


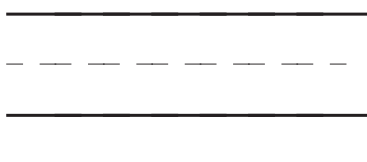
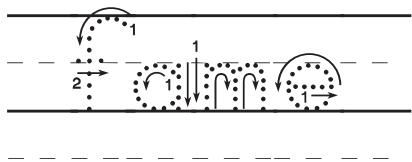
\_\_\_\_\_

\_\_\_\_\_

Trace

write

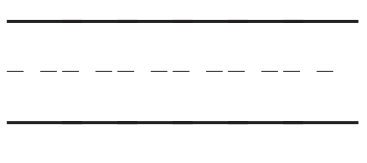
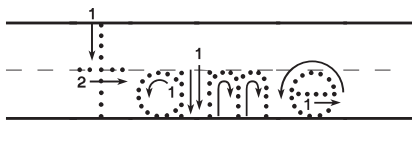
color



Trace

write

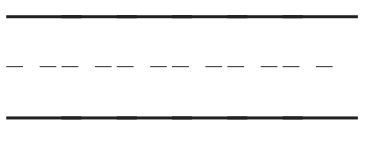
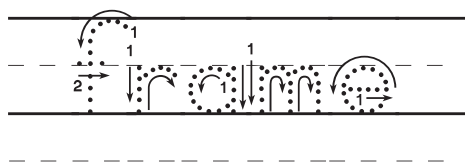
color



Trace

write

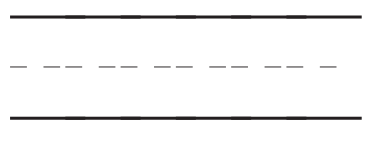
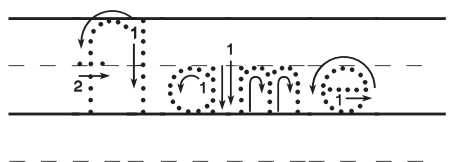
color



Trace

write

color



Write a sentence of your own using some words from above.

\_\_\_\_\_

\_\_\_\_\_

\_\_\_\_\_

\_\_\_\_\_

\_\_\_\_\_

## SENTENCE BUILDING



The duck has a lame leg.

---

---

---

---

---

---



Bob turned down the flame.

---

---

---

---

---

---

Cut out the words and paste them in the boxes above to make a sentence. Then, write your sentence on the line.



lame has a The leg duck .

flame down the Bob turned .

## SENTENCE BUILDING



She is enjoying the fame.


---

---

---

---

---



The frame is made of wood.

---

---

---

---

---

Cut out the words and paste them in the boxes above to make a sentence. Then, write your sentence on the line.



fame	the	She	is	enjoying	.	
of	frame	The	is	wood	made	.

## SENTENCE BUILDING



Bob

Bob is his name.

---


---

---

---

---

---



Twins look the same.

---

---

---

---

---

---

Cut out the words and paste them in the boxes above to make a sentence. Then, write your sentence on the line.



name	is	Bob	his	.
same	the	look	Twins	.

## SENTENCE BUILDING

We can play a board game.



---

---

---

---

---

---

A cat is a tame animal.



---

---

---

---

---

---

Cut out the words and paste them in the boxes above to make a sentence. Then, write your sentence on the line.



board	can	We	a	game	play	.
a	cat	animal	A	is	tame	.



# Let's Read the ame words

Directions: To assemble your flip-book reader, cut out all the boxes along the dashed-black lines. Attach the smaller boxes on top of each other by stapling them to the shaded gray area indicated. The top box has the word "Name" on it.



Bottom of Book

ame



f



g



s




Bob

n



fl



fr

Directions: Cut out the letters and build the words to match the pictures.


# See It! Build It!



a

a

a



a

a


a



a

a


me



a

a

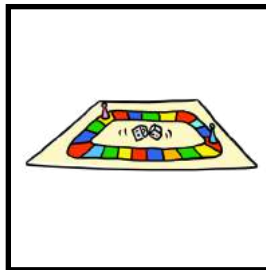
a



a

a


a



a

a


me



fl

a

a



fr

a

me

Directions: Draw and write two of your own /ame/ words in the boxes below.

Blank box for drawing and writing a word.

Blank box for writing a letter.

Blank box for writing a letter.

Blank box for writing a letter.

Blank box for drawing and writing a word.

Blank box for writing a letter.

Blank box for writing a letter.

Blank box for writing a letter.

a a a a a a me me me me me me f

—

s

g

c

t


Directions: Read the sentence and match the picture to it.

# Match It!


Set 1




Bob is his name.




Twins look the same.



We can play a board game.



A cat is a tame animal.



Directions: Draw and write your own /ame/ word sentence.

\_\_\_\_\_

-----

\_\_\_\_\_

-----




Directions: Read the sentence and match the picture to it.

# Match It!


Set 2




The duck has a lame leg.




Bob turned down the flame.



She is enjoying the fame.



The frame is made of wood.





Directions: Draw and write your own /ame/ word sentence.

---

---

---




Directions: Read the sentence and write the missing word in the blank. Use the pictures to help you.

Set 1

# FILL IT!


1 They look the \_\_\_\_\_ to me.




2 Do not let \_\_\_\_\_ go to your head.




3 The \_\_\_\_\_ man needs a stick.



4 His \_\_\_\_\_ is Bob.



5 Directions: Draw and write your own /ame/ word sentence.



fame

name

same

lame




Directions: Read the sentence and write the missing word in the blank. Use the pictures to help you.


Set 2

# FILL IT!

1 The \_\_\_\_ went out.




2 We must \_\_\_\_\_ up that picture.



3 It is hard to \_\_\_\_\_ a tiger.



4 The rules of the \_\_\_\_ are simple.



5 Directions: Draw and write your own /ame/ word sentence.



frame


flame

tame


game

Directions: Trace the words  
and draw a matching picture.


ame DRAW IT!




home




name




lame




some




flame




game




some




lame




frame



lame



lame



name

Directions: Look at the pictures and write the word that matches.

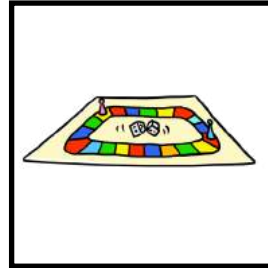
# ame WRITE IT!



\_\_\_\_\_

\_\_\_\_\_


\_\_\_\_\_



\_\_\_\_\_

\_\_\_\_\_


\_\_\_\_\_



\_\_\_\_\_

\_\_\_\_\_


\_\_\_\_\_



\_\_\_\_\_

\_\_\_\_\_


\_\_\_\_\_



\_\_\_\_\_

\_\_\_\_\_


\_\_\_\_\_



\_\_\_\_\_

\_\_\_\_\_


\_\_\_\_\_



\_\_\_\_\_

\_\_\_\_\_

\_\_\_\_\_




\_\_\_\_\_

\_\_\_\_\_

\_\_\_\_\_


Directions: Draw and write your own /ame/ words.



\_\_\_\_\_

\_\_\_\_\_


\_\_\_\_\_



\_\_\_\_\_

\_\_\_\_\_


\_\_\_\_\_



\_\_\_\_\_

\_\_\_\_\_

\_\_\_\_\_



\_\_\_\_\_

\_\_\_\_\_

\_\_\_\_\_

Directions: Circle the words that belong with the /ame/ word family.

CIRCLE IT!

fame



plank

name

bank

tame

sank

name

tank

frame

thank

same

flame

game

crank

drank

fame

lame

Directions: Draw a line to connect the picture with the word it matches.

# CONNECT IT

a



1. fame

b



2. name

c



3. fame

d



4. flame

e



5. game

f



6. lame

g



7. tame

h



8. same







Choose words from today's lesson. Write and draw them below.

1.

Word: \_\_\_\_\_  
\_\_\_\_\_  
\_\_\_\_\_

2.

Word: \_\_\_\_\_  
\_\_\_\_\_  
\_\_\_\_\_

3.

Word: \_\_\_\_\_  
\_\_\_\_\_  
\_\_\_\_\_

4.

Word: \_\_\_\_\_  
\_\_\_\_\_  
\_\_\_\_\_

Choose words from today's lesson. Write and draw them below.

1.

Word:

---

---

---

2.

Word:

---

---

---

3.

Word:

---

---

---

4.

Word:

---

---

---

# I Can Read and Match

Trace each word, then match them to the correct picture.

game

1

a



lame

2

b



tame

3

c



flame

4

d



frame

5

e



fame

6

f



same

7

g



name

8

h



Draw and write a story using as many words from the right as you can!

A large rectangular box for drawing and writing a story. The box is divided into several horizontal sections by solid lines. Each section contains a dashed line in the middle, serving as a guide for writing.



fame



name



flame



frame



same



lame



game



tame

Draw and write two sentences using some of the words to the right.



fame



name



flame



frame



same



lame



game



tame

Circle the correct word and write it on the line. Add a full-stop period to each sentence.

1.



fame

name

My \_\_\_\_\_ is Bob

2.



name

game

It is just a \_\_\_\_\_

3.



frame

lame

He walked \_\_\_\_\_

4.



lame

flame

The \_\_\_\_\_ is hot

5.



flame

tame

He is so \_\_\_\_\_

6.



tame

same

It is all the \_\_\_\_\_

7.



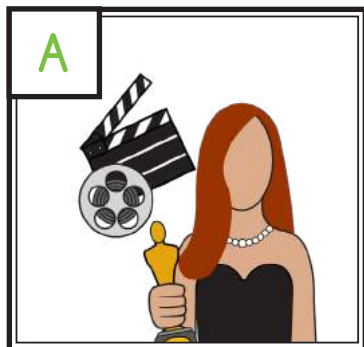
same

fame

Enjoy your \_\_\_\_\_

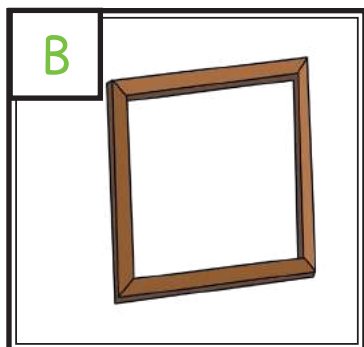



Match the pictures to their sentences by writing the correct letters in the box.






The duck has a lame leg.

Bob turned down the flame.



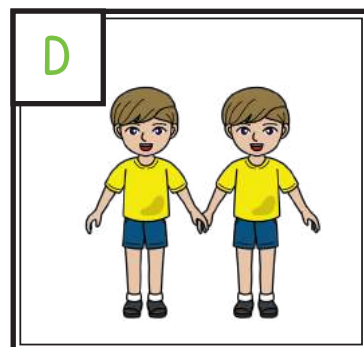


She is enjoying the fame.

The frame is made of wood.



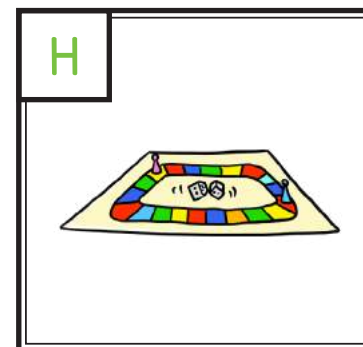

Bob is his name.

Twins look the same.




We can play a board game.

A cat is a tame animal.



Write a great sentence of your own on the lines below.

---



---



---



---











---



---

Use the word box to help you answer each question or statement below.

<p>1. Do not let ____ go to your head.</p>  <p>_____</p>	<p>2. They look the ____ to me.</p>  <p>_____</p>	<p>3. The rules of the ____ are simple.</p>  <p>_____</p>	<p>4. It is hard to ____ a tiger.</p>  <p>_____</p>
<p>5. His ____ is Bob.</p>  <p>_____</p>	<p>6. We must ____ up that picture.</p>  <p>_____</p>	<p>7. The ____ man needs a stick.</p>  <p>_____</p>	<p>8. The ____ of the candle went out.</p>  <p>_____</p>

www.PhonicsGarden.com

Word Box



fame



same



game



tame



Bob name



frame



lame



flame

Use words from above and write a great sentence of your own on the lines below.

\_\_\_\_\_

-----

\_\_\_\_\_

-----

\_\_\_\_\_

-----

\_\_\_\_\_


-----

\_\_\_\_\_

-----

Cut and paste the words on the right in alphabet order.

Cut & Paste



flame



fame



name



game



same



tame



lame



\_\_\_\_\_

-----

\_\_\_\_\_

\_\_\_\_\_

-----

\_\_\_\_\_

\_\_\_\_\_

-----

\_\_\_\_\_

\_\_\_\_\_

-----

\_\_\_\_\_

\_\_\_\_\_

-----

\_\_\_\_\_

\_\_\_\_\_

-----

\_\_\_\_\_

\_\_\_\_\_

-----

\_\_\_\_\_

\_\_\_\_\_

-----

\_\_\_\_\_

\_\_\_\_\_

-----

\_\_\_\_\_

\_\_\_\_\_

-----

\_\_\_\_\_

\_\_\_\_\_

-----

\_\_\_\_\_

\_\_\_\_\_

-----

\_\_\_\_\_

\_\_\_\_\_

-----

\_\_\_\_\_

\_\_\_\_\_

-----

\_\_\_\_\_

Cut and paste the pictures. Then, write each word 2 times each.

name

name

\_\_\_\_\_

-----

\_\_\_\_\_

fame

fame

\_\_\_\_\_

-----

\_\_\_\_\_

tame

tame

\_\_\_\_\_

-----

\_\_\_\_\_

game

game

\_\_\_\_\_

-----

\_\_\_\_\_

frame

frame

\_\_\_\_\_

-----

\_\_\_\_\_

same

same

\_\_\_\_\_

-----

\_\_\_\_\_

lame

lame

\_\_\_\_\_

-----

\_\_\_\_\_



Cut and paste the pictures. Then, write each word 2 times each.

**name**

name


**fame**

fame


**tame**

tame


**game**

game


**flame**

flame


**same**

same

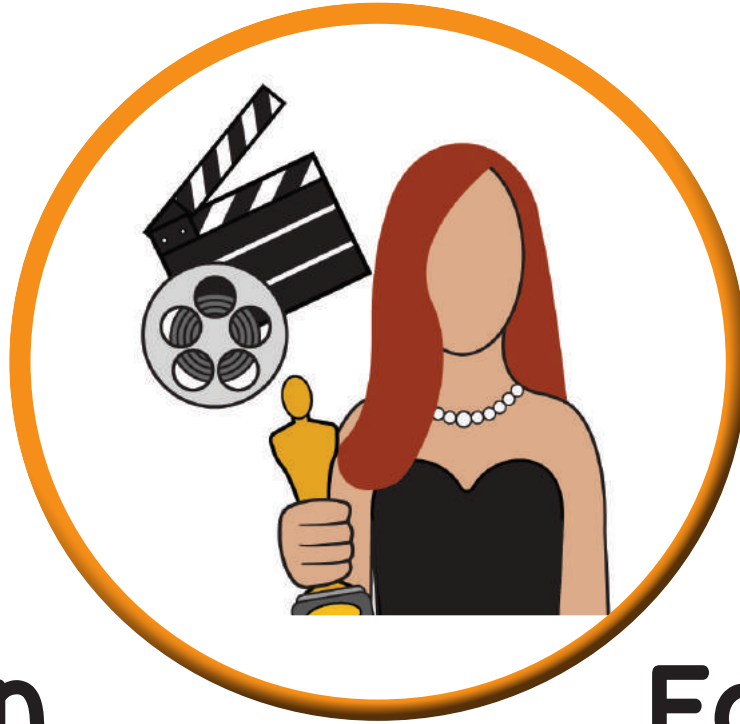

**lame**

lame




Sort the words to make a great sentence on the lines below.

# difficult.



be

can

Fame

[www.PhonicsGarden.com](http://www.PhonicsGarden.com)

---

---

---

---

---

---

Write a sentence of your own about the picture.

---

---

---

---


---

---

Sort the words to make a great sentence on the lines below.

frame.

picture



has

The

a

www.PhonicsGarden.com


Write a sentence of your own about the picture.



Sort the words to make a great sentence on the lines below.

short

He



a

has

name.

www.PhonicsGarden.com

\_\_\_\_\_

-----

\_\_\_\_\_

-----

\_\_\_\_\_

Write a sentence of your own about the picture.

\_\_\_\_\_

-----

\_\_\_\_\_

-----

\_\_\_\_\_

Sort the words to make a great sentence on the lines below.

The

went



out.

flame

candle

www.PhonicsGarden.com

\_\_\_\_\_

-----

\_\_\_\_\_

-----

\_\_\_\_\_

Write a sentence of your own about the picture.

\_\_\_\_\_

-----

\_\_\_\_\_

-----

\_\_\_\_\_

Sort the words to make a great sentence on the lines below.

right

He

is



in

leg.

lame

the

www.PhonicsGarden.com

\_\_\_\_\_

-----

\_\_\_\_\_

-----

\_\_\_\_\_

Write a sentence of your own about the picture.

\_\_\_\_\_

-----

\_\_\_\_\_

-----

\_\_\_\_\_

Sort the words to make a great sentence on the lines below.

tame

His



to

is

job

lions.

www.PhonicsGarden.com

\_\_\_\_\_

-----

\_\_\_\_\_

-----

\_\_\_\_\_

Write a sentence of your own about the picture.

\_\_\_\_\_

-----

\_\_\_\_\_


-----

\_\_\_\_\_

Sort the words to make a great sentence on the lines below.

same.

shirts



These

the

are

www.PhonicsGarden.com

\_\_\_\_\_

-----

\_\_\_\_\_

-----

\_\_\_\_\_

Write a sentence of your own about the picture.

\_\_\_\_\_

-----

\_\_\_\_\_

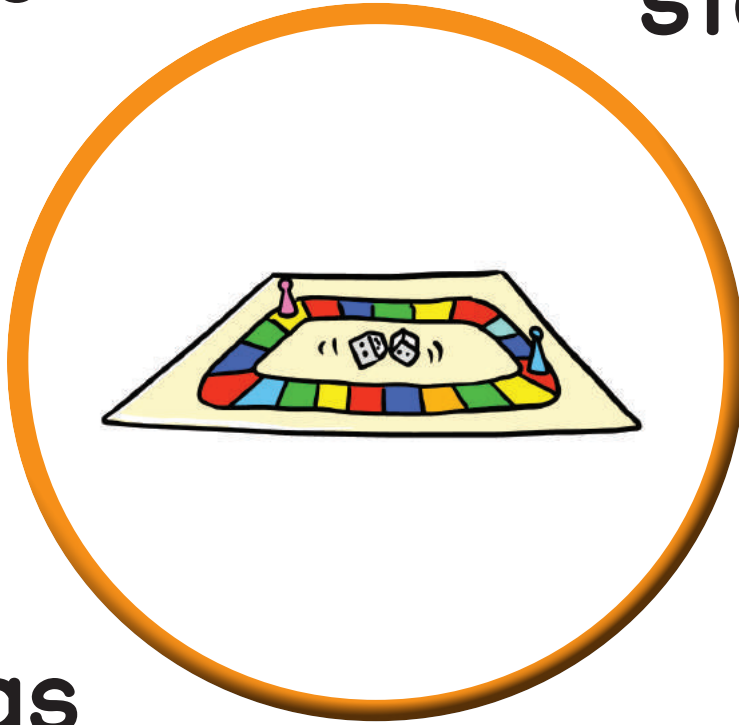
-----

\_\_\_\_\_

Sort the words to make a great sentence on the lines below.

The

started.



game

has

www.PhonicsGarden.com

Write a sentence of your own about the picture.

# I Say, Spell, Cut and Paste

ame  
Word Spelling

Say, Trace, Cut & Paste, and Spell each picture word correctly.



--	--

--	--

www.PhonicsGarden.com



--	--

--	--

Trace on the inside of the letters. Then cut them out and glue them down to spell the pictures above.

t	l	ame	ame
g	s	ame	ame






# I Say, Spell, Cut and Paste

ame  
Word Spelling

Say, Trace, Cut & Paste, and Spell each picture word correctly.



--	--

www.PhonicsGarden.com



--	--



Bob

--	--



--	--

Trace on the inside of the letters. Then cut them out and glue them down to spell the pictures above.

fl

f

ame

ame

fr










n

ame

ame



Look at each picture. Circle the correct word.

<p>1</p>  <p>fame tame flame</p>	<p>2</p>  <p>frame flame lame</p>	<p>3</p>  <p>lame name game</p>
<p>4</p>  <p>Bob</p> <p>game flame name</p>	<p>5</p>  <p>fame lame frame</p>	<p>6</p>  <p>same fame game</p>
<p>7</p>  <p>same lame frame</p>	<p>8</p>  <p>tame lame game</p>	<p>9</p>  <p>flame frame game</p>
<p>a The has frame. mirror</p>		

Sort the words above to make a great sentence below.

# See, Say, and Spell - Word Family - ame

Write the correct letter/s to complete the words below.



\_\_\_ ame



\_\_\_ ank



\_\_\_ ame



\_\_\_ ame



\_\_\_ ank



\_\_\_ ame



\_\_\_ ank



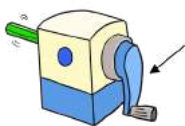
\_\_\_ ame



\_\_\_ ank



\_\_\_ ame



\_\_\_ ank



\_\_\_ ank



\_\_\_ ame



\_\_\_ ank



\_\_\_ ame

# See, Say, and Spell - Word Family - ame

Write the missing letters to complete the words below.

fame game same tame flame name frame lame



g \_\_\_\_\_



b \_\_\_\_\_



s \_\_\_\_\_



t \_\_\_\_\_



t \_\_\_\_\_



l \_\_\_\_\_



th \_\_\_\_\_



fl \_\_\_\_\_



cr \_\_\_\_\_



n \_\_\_\_\_



dr \_\_\_\_\_



pl \_\_\_\_\_



fr \_\_\_\_\_












s \_\_\_\_\_



f \_\_\_\_\_

# MEMORY GAME



# MEMORY GAME




www.PhonicsGarden.com




www.PhonicsGarden.com



www.PhonicsGarden.com



www.PhonicsGarden.com



www.PhonicsGarden.com



www.PhonicsGarden.com



www.PhonicsGarden.com

www.PhonicsGarden.com

www.PhonicsGarden.com



# MEMORY GAME



**fame**

[www.PhonicsGarden.com](http://www.PhonicsGarden.com)

**fame**

[www.PhonicsGarden.com](http://www.PhonicsGarden.com)

**frame**

[www.PhonicsGarden.com](http://www.PhonicsGarden.com)

**frame**

[www.PhonicsGarden.com](http://www.PhonicsGarden.com)

**name**

[www.PhonicsGarden.com](http://www.PhonicsGarden.com)

**name**

[www.PhonicsGarden.com](http://www.PhonicsGarden.com)

**flame**

[www.PhonicsGarden.com](http://www.PhonicsGarden.com)

**flame**

[www.PhonicsGarden.com](http://www.PhonicsGarden.com)

**lame**

[www.PhonicsGarden.com](http://www.PhonicsGarden.com)



# MEMORY GAME



**lame**

[www.PhonicsGarden.com](http://www.PhonicsGarden.com)

**tame**

[www.PhonicsGarden.com](http://www.PhonicsGarden.com)

**tame**

[www.PhonicsGarden.com](http://www.PhonicsGarden.com)

**same**

[www.PhonicsGarden.com](http://www.PhonicsGarden.com)

**same**

[www.PhonicsGarden.com](http://www.PhonicsGarden.com)

**game**

[www.PhonicsGarden.com](http://www.PhonicsGarden.com)


**game**

[www.PhonicsGarden.com](http://www.PhonicsGarden.com)

[www.PhonicsGarden.com](http://www.PhonicsGarden.com)


[www.PhonicsGarden.com](http://www.PhonicsGarden.com)

# FLASH CARDS




**fame**

[www.PhonicsGarden.com](http://www.PhonicsGarden.com)




**fame**

[www.PhonicsGarden.com](http://www.PhonicsGarden.com)




**frame**

[www.PhonicsGarden.com](http://www.PhonicsGarden.com)



**frame**


[www.PhonicsGarden.com](http://www.PhonicsGarden.com)



**Bob**

**name**


[www.PhonicsGarden.com](http://www.PhonicsGarden.com)



**Bob**

**name**

[www.PhonicsGarden.com](http://www.PhonicsGarden.com)




**flame**

[www.PhonicsGarden.com](http://www.PhonicsGarden.com)



**flame**

[www.PhonicsGarden.com](http://www.PhonicsGarden.com)



**lame**

[www.PhonicsGarden.com](http://www.PhonicsGarden.com)

# FLASH CARDS



**lame**

[www.PhonicsGarden.com](http://www.PhonicsGarden.com)




**tame**

[www.PhonicsGarden.com](http://www.PhonicsGarden.com)




**tame**

[www.PhonicsGarden.com](http://www.PhonicsGarden.com)



**same**

[www.PhonicsGarden.com](http://www.PhonicsGarden.com)



**same**

[www.PhonicsGarden.com](http://www.PhonicsGarden.com)



**game**

[www.PhonicsGarden.com](http://www.PhonicsGarden.com)



**game**

[www.PhonicsGarden.com](http://www.PhonicsGarden.com)

[www.PhonicsGarden.com](http://www.PhonicsGarden.com)

[www.PhonicsGarden.com](http://www.PhonicsGarden.com)