


Spin and Spell

Spin the spinner. Spell and write the **C** word.



cow cop cake

clip cat clock

Which **C** word did you spin on and write the most? Write it again here!



Spin a picture. Read the word.

Write the word in the matching letter boxes.

Place a check mark next to the word after it is written.

cow


clock

cop

cat

clip

cake



Hint: Use a paperclip as your spinner.

--	--	--

--	--	--	--	--	--

--	--	--


--	--	--

--	--	--	--

--	--	--	--

Spin and Build

C



Spin a picture.
Cut and paste the letters to build
the matching words.



--	--	--



--	--	--



--	--	--



--	--	--



--	--	--



--	--	--

Write your words on the lines.

_____	_____	_____
-----	-----	-----
_____	_____	_____
-----	-----	-----
_____	_____	_____

cow

cop

cake

clip

cat

clock



u	o	a	i	a	o	c	c	c
c	cl	cl	p	t	ke	p	w	ck

Hint: Use a paperclip as your spinner.

Set One

Spin, Color, and Win!

Each player takes a turn to spin a picture and color the matching word.
 First player to color all words wins the game.



C



player 1

player 2

cow	cat	clip
cop	cow	cow
cop	cat	cop
cow	cow	cat
cow	cake	cop

cop	cow	cat	cow
-----	-----	-----	-----

cat	clip	clock	clock
-----	------	-------	-------

clock	cake	cake	cat	cake
-------	------	------	-----	------

cop	cat	clip	cop	clip
-----	-----	------	-----	------


clock	cake	cop	cat	clock
-------	------	-----	-----	-------

Set Two

Spin, Color, and Win!

Each player takes a turn to spin a picture and color the matching word.

First player to color all words wins the game.



player 1

cake	clock	car	car
cup	car	clock	cake
clip	cow	cup	clock
cup	cup	clock	clock
clock	clock	car	cow



player 2

cake	clock	clip	car
clip	clip	clock	cake
clip	cup	clock	clip
clip	clock	car	car
clip	car	cup	car


Spin, Color, and Win!

Make Your Own: #1

Each player takes a turn to spin a picture and color the matching word.
First player to color all words wins the game.



player 1



player 2



Make Your Own: #2

Spin, Color, and Win!

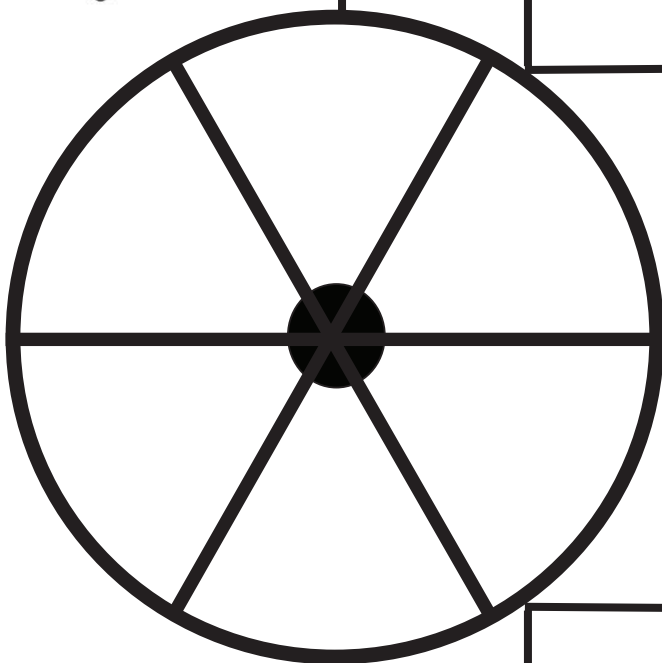
Each player takes a turn to spin a picture and color the matching word.
First player to color all words wins the game.




player 1




player 2






cow



clock



cop



cat

clip



cake

cup



car



C op



www.PhonicsGarden.com

C ake




www.PhonicsGarden.com

C lip




www.PhonicsGarden.com

C at



www.PhonicsGarden.com

C ar




www.PhonicsGarden.com

C up




www.PhonicsGarden.com

C ow



www.PhonicsGarden.com

C lock



www.PhonicsGarden.com

Draw and write your own word puzzles on this page.



	www.PhonicsGarden.com

	www.PhonicsGarden.com

	www.PhonicsGarden.com

	www.PhonicsGarden.com

Draw and write your own word puzzles on this page.



--	--

www.PhonicsGarden.com



--	--

www.PhonicsGarden.com

--	--

www.PhonicsGarden.com

--	--

www.PhonicsGarden.com

Add the missing letters.

Write the words on the lines below.

Word Spelling



C _____



C _____



C _____



C _____



C _____



C _____



C _____



C _____

1. cow

5. _____

2. _____

6. _____

3. _____

7. _____

4. _____

8. _____

Choose one or two words from above and make a great sentence below.

Add the missing letters.

Write the words on the lines below.

Word Spelling



__ o w



__ a t



__ o p



__ l o c k



__ a r



__ l i p



__ u p



__ a k e

1. c o w

5. _____

2. _____

6. _____

3. _____

7. _____

4. _____

8. _____

Choose one or two words from above and make a great sentence below.

After you have finished assembling your word wheel, practice writing each word as you spin the wheel. Spin, read, and write your new words!

Write each word on your word-wheel 2 times each.

Blank handwriting practice box with four lines (top, dashed, middle, bottom).

Blank handwriting practice box with four lines (top, dashed, middle, bottom).

Blank handwriting practice box with four lines (top, dashed, middle, bottom).

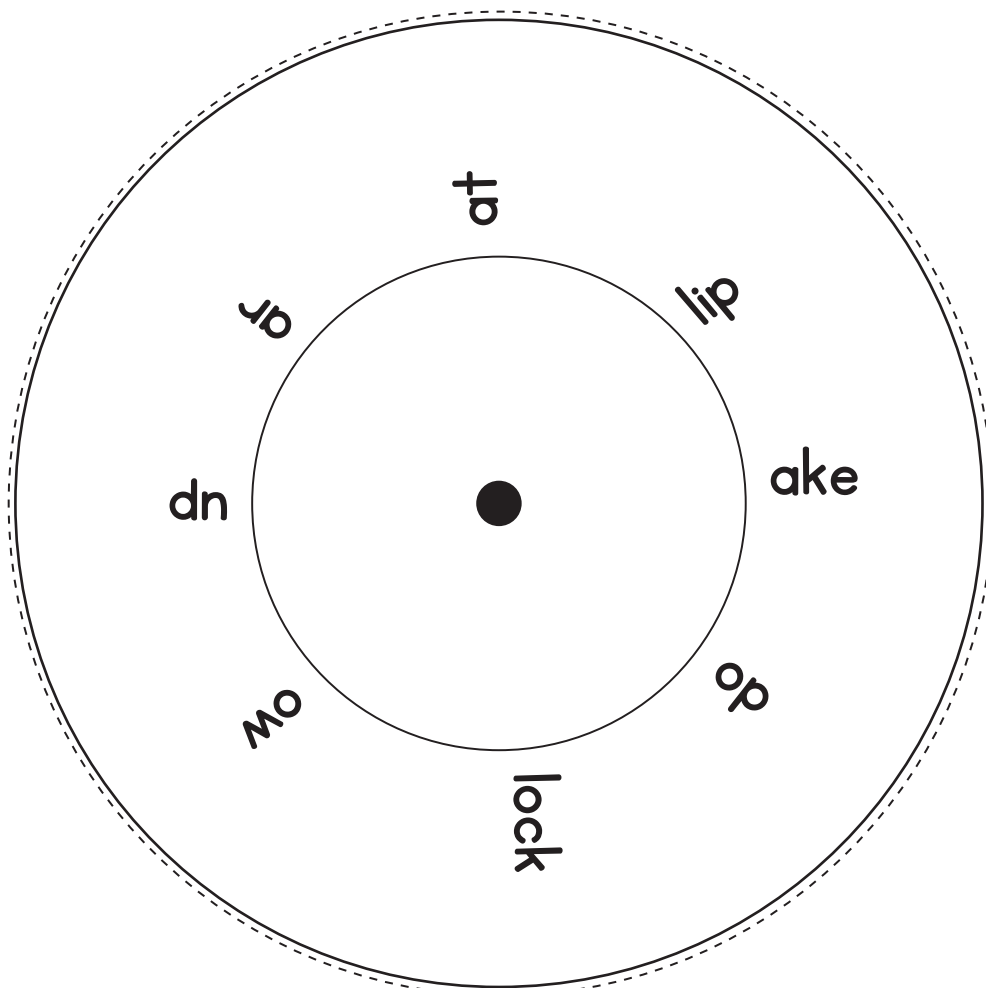
Blank handwriting practice box with four lines (top, dashed, middle, bottom).

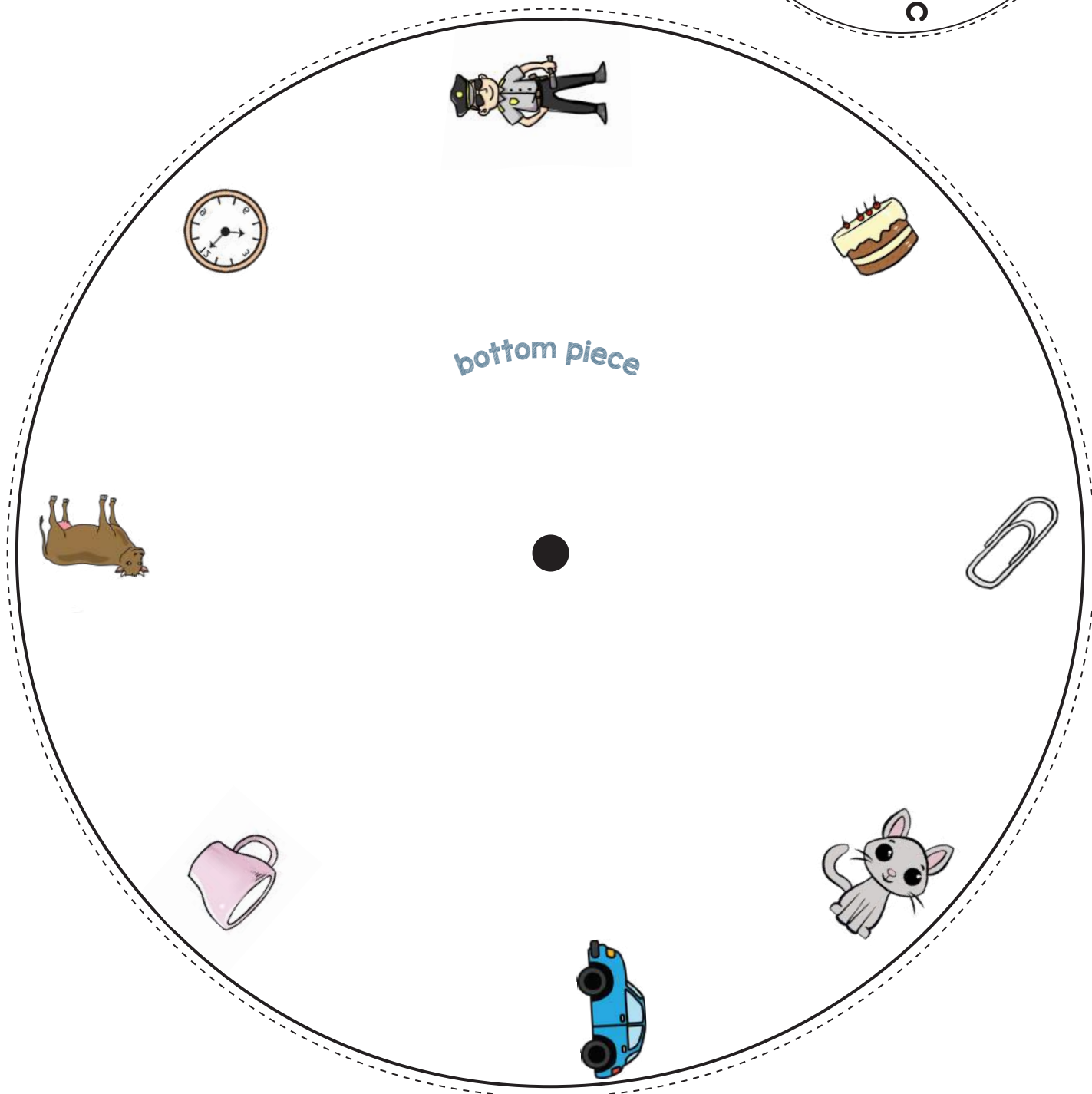
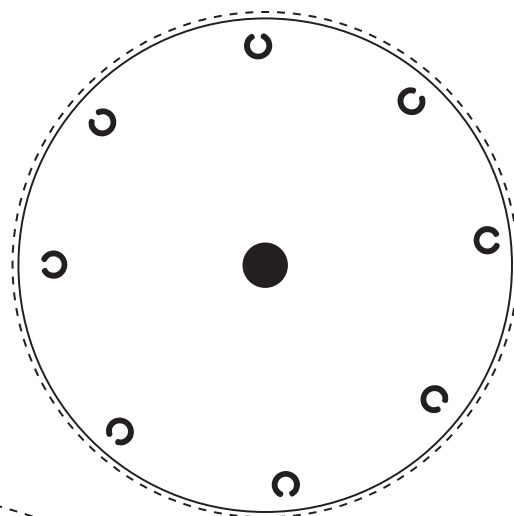
Blank handwriting practice box with four lines (top, dashed, middle, bottom).

Blank handwriting practice box with four lines (top, dashed, middle, bottom).

Blank handwriting practice box with four lines (top, dashed, middle, bottom).


Blank handwriting practice box with four lines (top, dashed, middle, bottom).



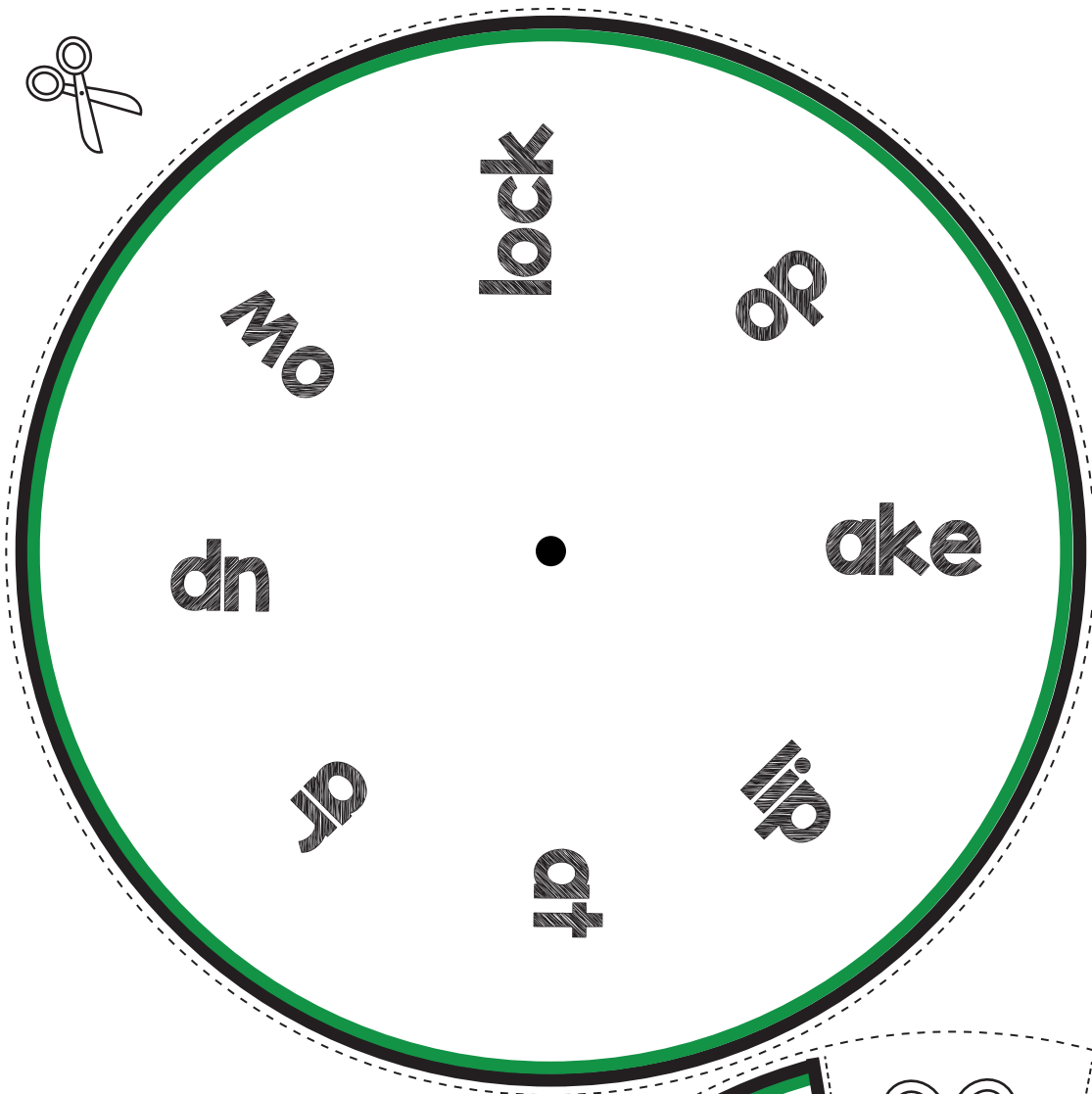




SPINNER ^c word family
www.PhonicsGarden.com



A circular spinner wheel divided into six segments, each containing an illustration and a word from the 'c' word family. The words are written in a dotted font for tracing. Starting from the top and moving clockwise: a rabbit with the word "cat", a clock with the word "clock", a cow with the word "cow", a policeman with the word "cop", a paperclip with the word "clip", and a cake with the word "cake".

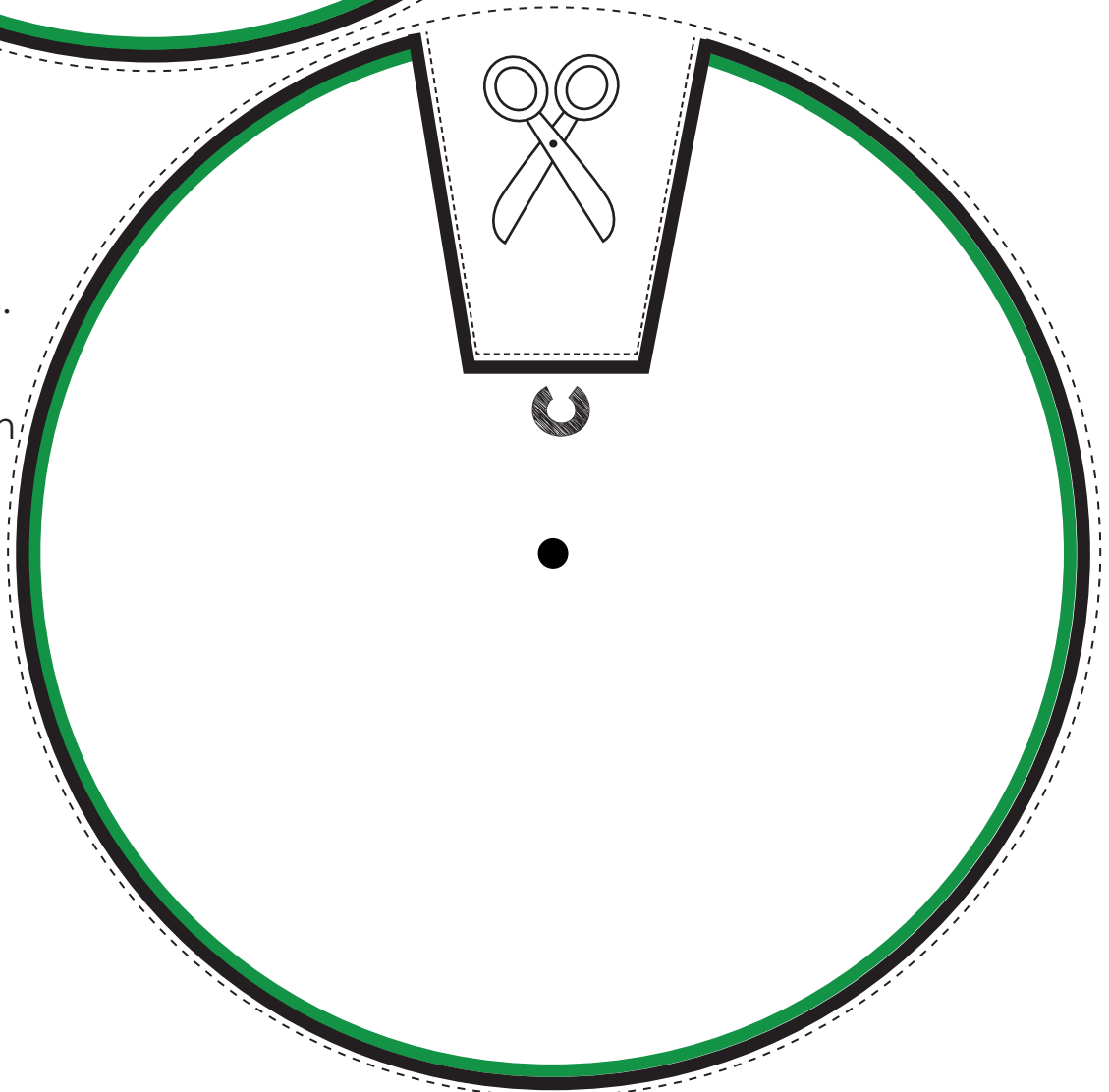


c Words

Step 1:
Print the word
wheel on card stock
paper for best results.

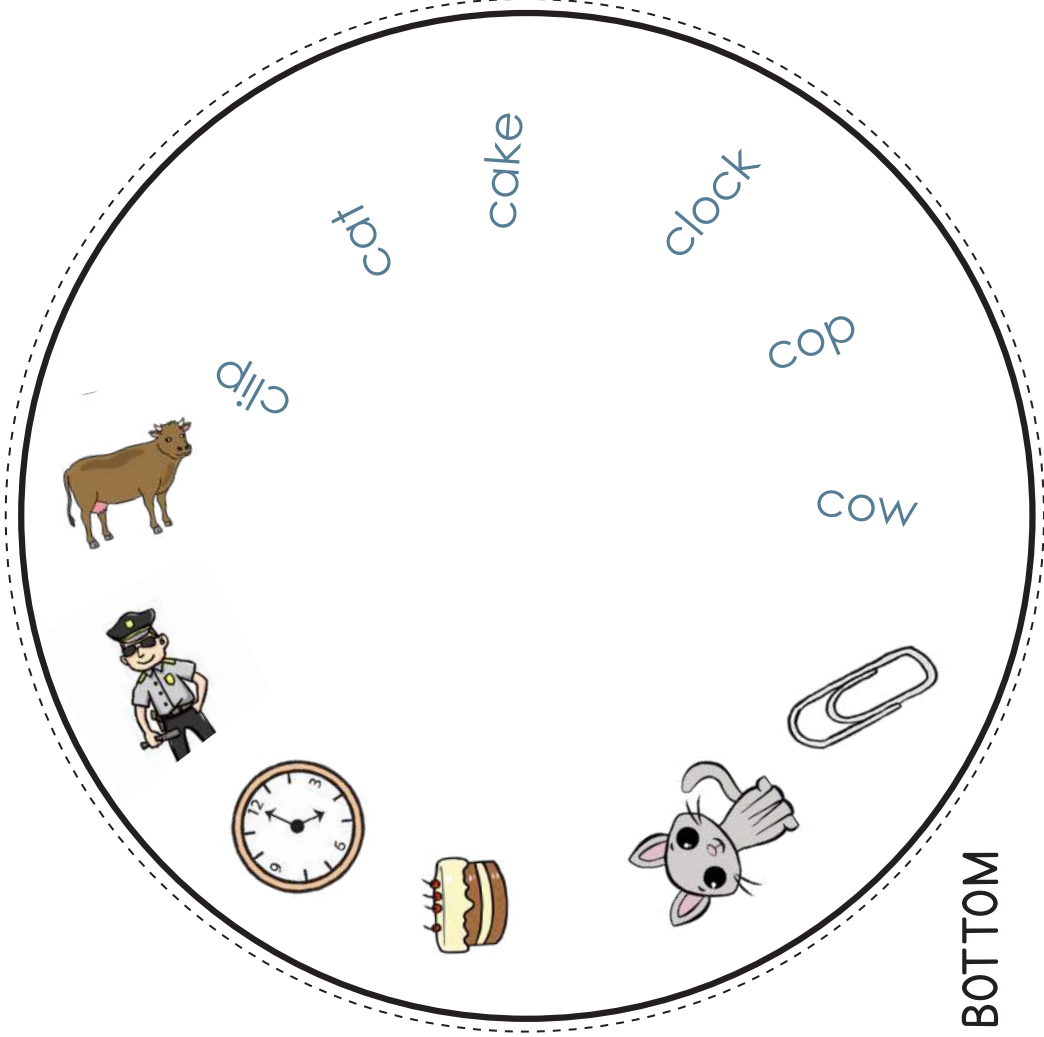
Step 2: Attach the
front to the back with
a brass paper
fastener, paperclip,
or another fastening
object.

Step 3: Have your
students spin the
wheel to make and
read the words.

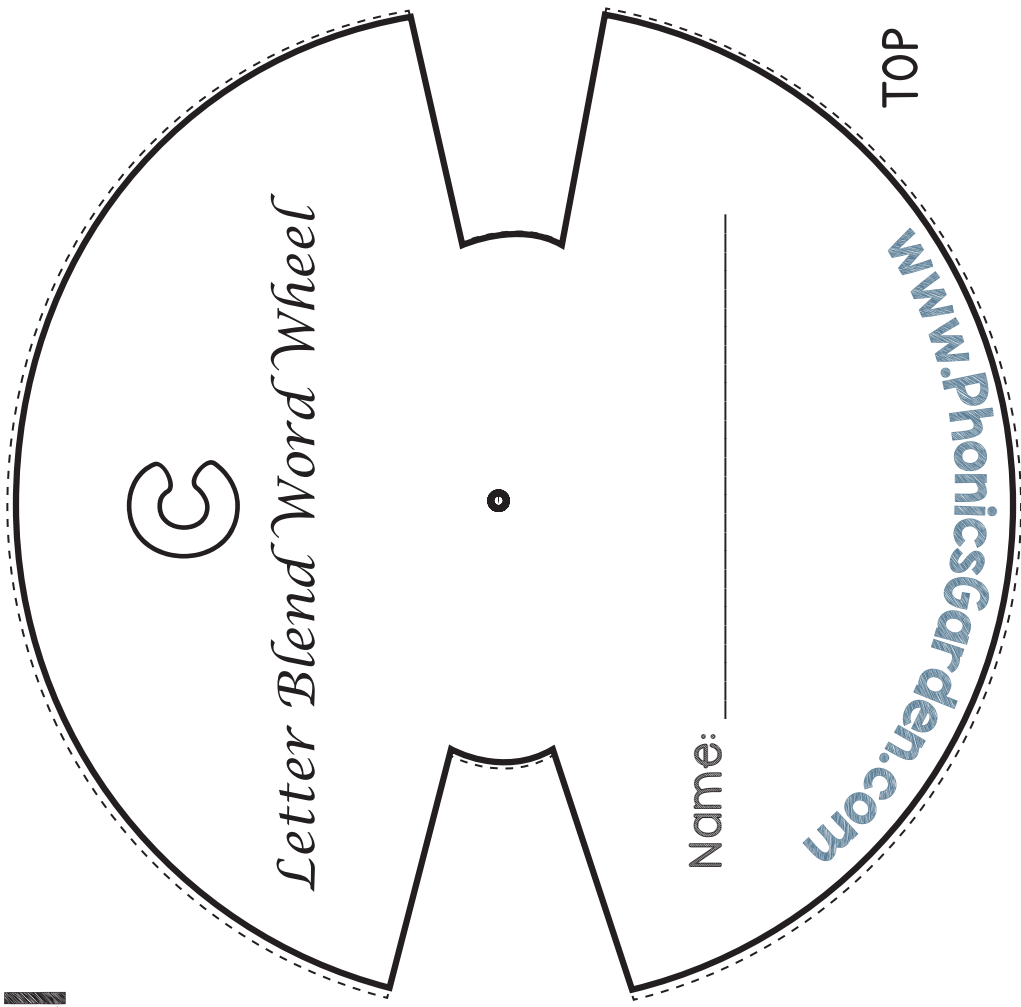


CVC Letter Blend Word Wheel

This CVC Word Wheel will help your students practice Letter Blend reading. Moving the wheel will match the 'at' family rhyming word with the picture clue.



BOTTOM



Instructions

1. Copy on to the white card stock
2. Cut out the two shapes on the dotted lines.
3. Place TOP wheel on the TOP of the BOTTOM wheel.
4. Insert split pin in the center.
5. Have students spin and read.

Cut out the words and pictures. Paste them down where they belong matching each word and picture.

c


d

cow

cop

dig

dog



clip

clock

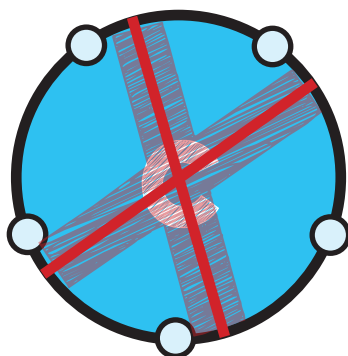
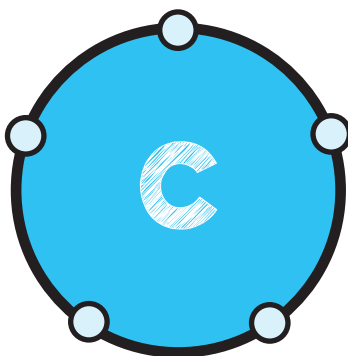
dad

dock



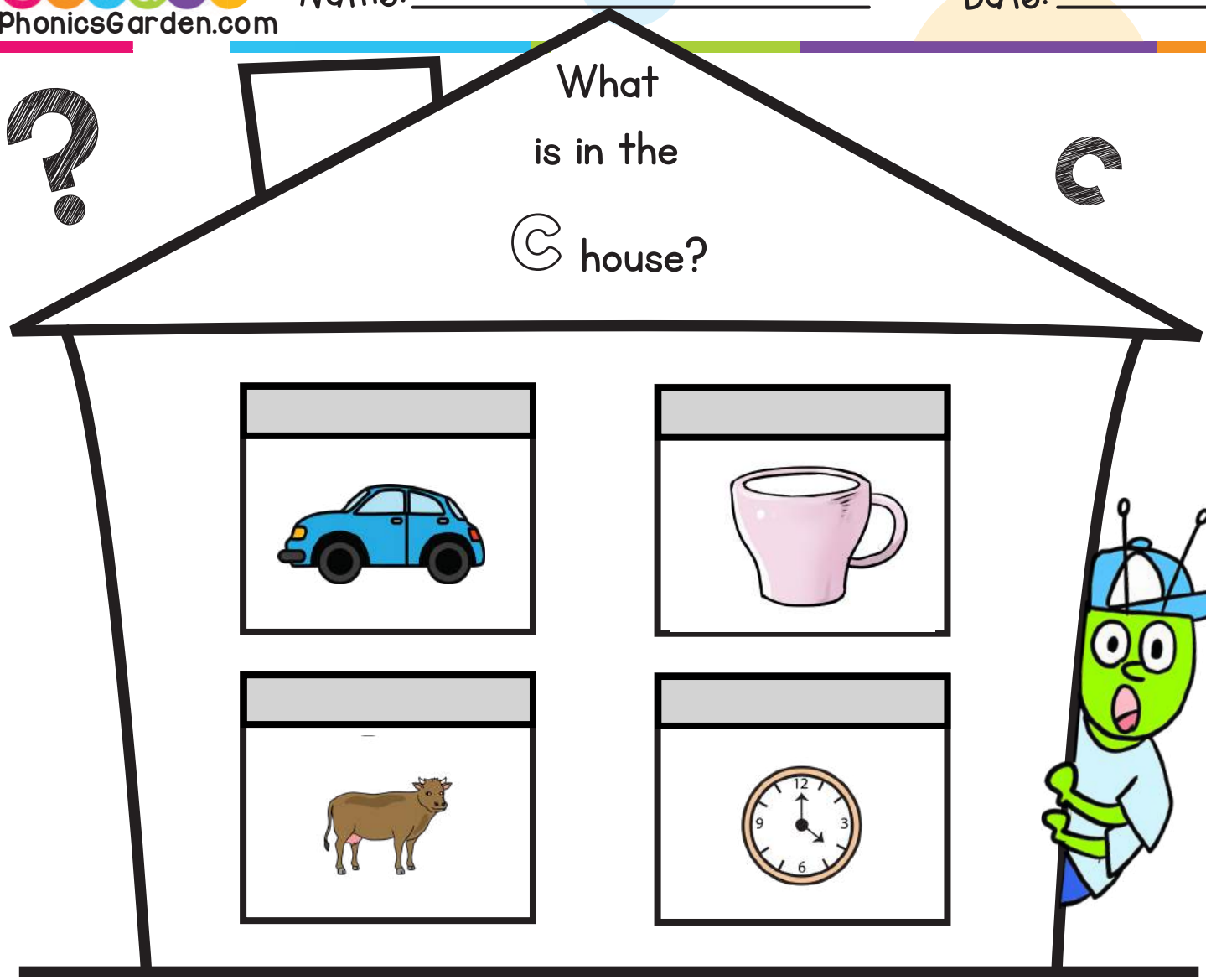
Connect the /c/ Letter Blend words with the **C**.

Connect the words that are NOT part of the /c/ Letter Blend with the **X**.



Practice writing your /c/ words.

_____	_____	_____
_____	_____	_____
_____	_____	_____
_____	_____	_____



What
is in the
C house?

When you are done cutting and pasting your words, finish the sentence below. Add a full-stop period.

A _____, _____, _____, and
_____ are in the house

Write the missing letters below. Cut out the boxes and glue the top flap onto the matching picture. ✂

ar


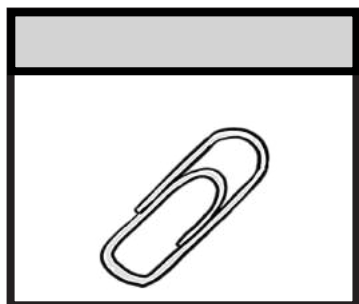
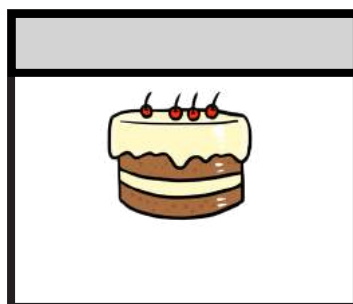

lock

ow

up



What
is in the
C house?



When you are done cutting and pasting your words, finish the sentence below. Add a full-stop period.

A _____, _____, _____, and
_____ are in the house.

Write the missing letters below. Cut out the boxes and glue the top flap onto the matching picture. 

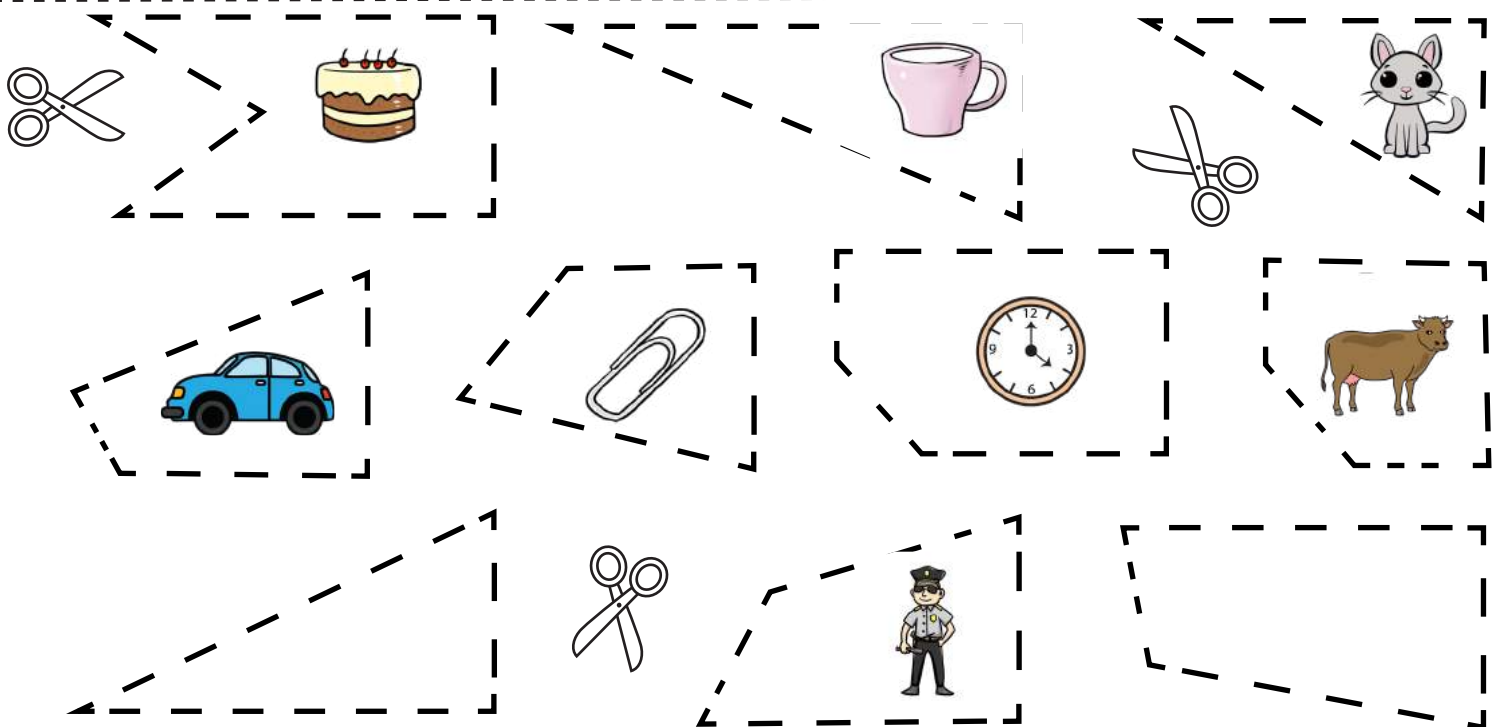
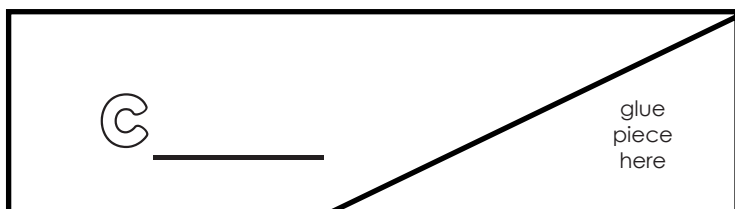
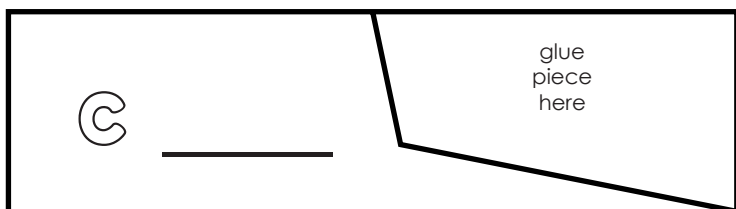

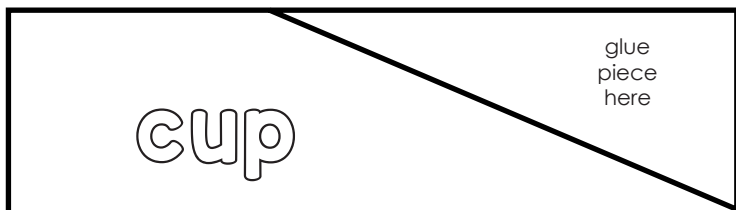
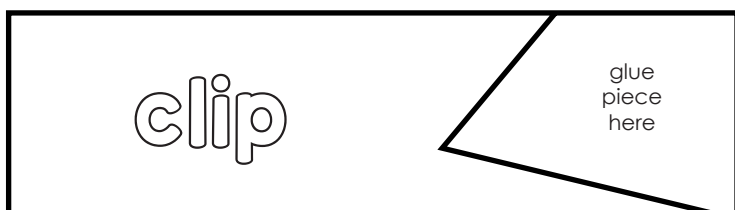
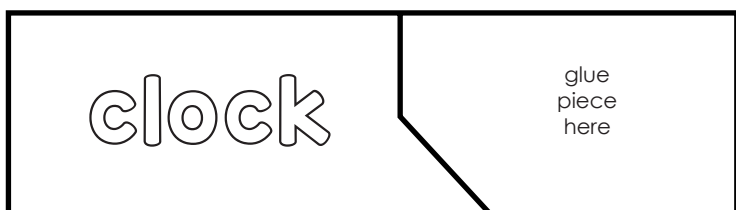
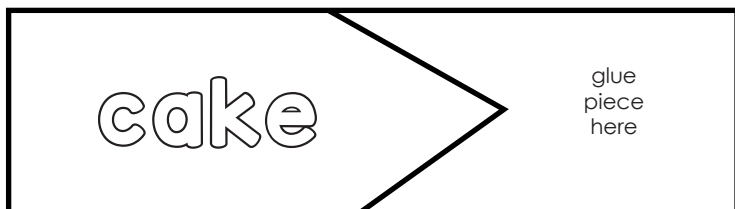
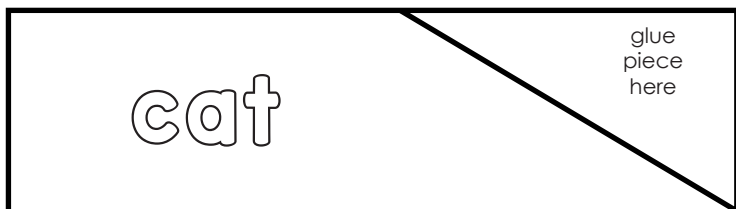

op

ake

lip

at


Cut out each of the puzzle pieces and glue them where they belong.



Color the word box that goes with the picture.


Write the words below.

1




clip	cake
------	------

2




clock	cake
-------	------

3




clock	car
-------	-----

4




car	cat
-----	-----

5




cat	cup
-----	-----

6




cow	clip
-----	------

7



cow	cup
-----	-----

8



car	cop
-----	-----

2 _____

3 _____

4 _____

5 _____

6 _____

7 _____


8 _____

Write the letters in the correct order to make the word that matches the picture.

1




2




3




4



5




6











7



8



Write the letters in the correct order to make the word that matches the picture.

1		<div style="display: flex; justify-content: space-around; align-items: center;"> <div style="border: 1px solid black; border-radius: 50%; padding: 10px; text-align: center;">ke</div> <div style="border: 1px solid black; border-radius: 50%; padding: 10px; text-align: center;">c</div> <div style="border: 1px solid black; border-radius: 50%; padding: 10px; text-align: center;">a</div> </div> <hr style="border: 0.5px solid black;"/> <hr style="border: 0.5px dashed black;"/> <hr style="border: 0.5px solid black;"/>
2		<div style="display: flex; justify-content: space-around; align-items: center;"> <div style="border: 1px solid black; border-radius: 50%; padding: 10px; text-align: center;">o</div> <div style="border: 1px solid black; border-radius: 50%; padding: 10px; text-align: center;">p</div> <div style="border: 1px solid black; border-radius: 50%; padding: 10px; text-align: center;">c</div> </div> <hr style="border: 0.5px solid black;"/> <hr style="border: 0.5px dashed black;"/> <hr style="border: 0.5px solid black;"/>
3		<div style="display: flex; justify-content: space-around; align-items: center;"> <div style="border: 1px solid black; border-radius: 50%; padding: 10px; text-align: center;">u</div> <div style="border: 1px solid black; border-radius: 50%; padding: 10px; text-align: center;">c</div> <div style="border: 1px solid black; border-radius: 50%; padding: 10px; text-align: center;">p</div> </div> <hr style="border: 0.5px solid black;"/> <hr style="border: 0.5px dashed black;"/> <hr style="border: 0.5px solid black;"/>
4		<div style="display: flex; justify-content: space-around; align-items: center;"> <div style="border: 1px solid black; border-radius: 50%; padding: 10px; text-align: center;">cl</div> <div style="border: 1px solid black; border-radius: 50%; padding: 10px; text-align: center;">o</div> <div style="border: 1px solid black; border-radius: 50%; padding: 10px; text-align: center;">ck</div> </div> <hr style="border: 0.5px solid black;"/> <hr style="border: 0.5px dashed black;"/> <hr style="border: 0.5px solid black;"/>
5		<div style="display: flex; justify-content: space-around; align-items: center;"> <div style="border: 1px solid black; border-radius: 50%; padding: 10px; text-align: center;">c</div> <div style="border: 1px solid black; border-radius: 50%; padding: 10px; text-align: center;">w</div> <div style="border: 1px solid black; border-radius: 50%; padding: 10px; text-align: center;">o</div> </div> <hr style="border: 0.5px solid black;"/> <hr style="border: 0.5px dashed black;"/> <hr style="border: 0.5px solid black;"/>
6		<div style="display: flex; justify-content: space-around; align-items: center;"> <div style="border: 1px solid black; border-radius: 50%; padding: 10px; text-align: center;">a</div> <div style="border: 1px solid black; border-radius: 50%; padding: 10px; text-align: center;">c</div> <div style="border: 1px solid black; border-radius: 50%; padding: 10px; text-align: center;">r</div> </div> <hr style="border: 0.5px solid black;"/> <hr style="border: 0.5px dashed black;"/> <hr style="border: 0.5px solid black;"/>
7		<div style="display: flex; justify-content: space-around; align-items: center;"> <div style="border: 1px solid black; border-radius: 50%; padding: 10px; text-align: center;">t</div> <div style="border: 1px solid black; border-radius: 50%; padding: 10px; text-align: center;">a</div> <div style="border: 1px solid black; border-radius: 50%; padding: 10px; text-align: center;">c</div> </div> <hr style="border: 0.5px solid black;"/> <hr style="border: 0.5px dashed black;"/> <hr style="border: 0.5px solid black;"/>
8		<div style="display: flex; justify-content: space-around; align-items: center;"> <div style="border: 1px solid black; border-radius: 50%; padding: 10px; text-align: center;">p</div> <div style="border: 1px solid black; border-radius: 50%; padding: 10px; text-align: center;">cl</div> <div style="border: 1px solid black; border-radius: 50%; padding: 10px; text-align: center;">i</div> </div> <hr style="border: 0.5px solid black;"/> <hr style="border: 0.5px dashed black;"/> <hr style="border: 0.5px solid black;"/>

UNSCRAMBLE the LETTERS Write the missing letter in the circle.
Write the letters in the correct order to make the word that matches the picture.

1



ck

cl

o

2



c

uo

3



u

c

4



r

c

5



c

t

6



p

cl

7



a

c

8





c



p

Read and Write! Write the missing letter in the circle.
Write the letters in the correct order to make the word that matches the picture.


1





2




3





4




5





6



7



8



Say it! Build it! Write! Color the letters that spell the picture's name. Write the word on the line.

cow

cop

clock

cake

cat

clip

cup

car

1



c	oo	b	o	ou	ld	p	nd
---	----	---	---	----	----	---	----

2



gl	c	a	ai	i	oi	ke	ck
----	---	---	----	---	----	----	----

3



cl	i	b	nk	i	p	mp	nk
----	---	---	----	---	---	----	----

4



c	ea	b	a	ch	d	t	ne
---	----	---	---	----	---	---	----

5



tr	sl	oa	c	a	d	nt	r
----	----	----	---	---	---	----	---

6



c	ai	b	oo	m	p	u	p
---	----	---	----	---	---	---	---

7



fl	oi	c	o	i	w	n	mp
----	----	---	---	---	---	---	----

8



c	l	o	ou	i	oo	ck	m
---	---	---	----	---	----	----	---

Say it! Build it! Write! Color the letters that spell the picture's name. Write the word on the line.

cow

cop

clock

cake

cat

clip

cup

car

1



c	oo	u	ai	ou	ld	p	nd
---	----	---	----	----	----	---	----

2



gl	br	c	ai	a	oi	r	ck
----	----	---	----	---	----	---	----

3



c	a	oa	nk	n	ee	mp	t
---	---	----	----	---	----	----	---

4



c	ea	b	a	ke	d	ck	ne
---	----	---	---	----	---	----	----

5



tr	c	oa	l	i	d	nt	p
----	---	----	---	---	---	----	---

6



sm	c	t	o	a	w	nd	ch
----	---	---	---	---	---	----	----

7



fl	oi	cl	o	i	oo	ch	ck
----	----	----	---	---	----	----	----

8



c	sn	o	ou	i	oo	p	m
---	----	---	----	---	----	---	---

Draw a line to match the letters.

Write the words two times each.



1. c ee p
pr o nt



2. sl a b
c o ke



3. tr o ck
cl oi p



4. c oy w
fl o le



5. c u nd
sm u p



6. c ea k
dr a r



7. fr a t
c a sh




8. pl i ch
cl u p

SEE - SAY - CUT - PASTE - READ

c set 1


Cut out the letters. Glue them under the pictures to spell the words correctly.

1.



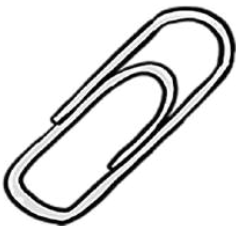
--	--	--

2.




--	--	--

3.



--	--	--

4.



--	--	--

i	o	a	a	c	c
c	cl	p	ke	t	p



SEE - SAY - CUT - PASTE - READ

c set 2

Cut out the letters. Glue them under the pictures to spell the words correctly.

1.




2.




--	--	--

--	--	--

3.



4.



--	--	--

--	--	--

o

a

u

o

c

c

c

cl

p

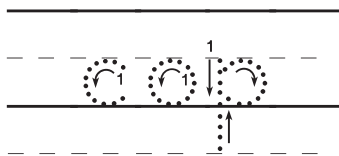
r

w

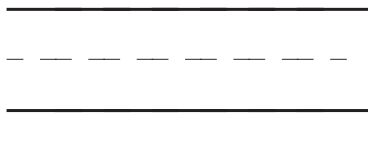
ck



Trace



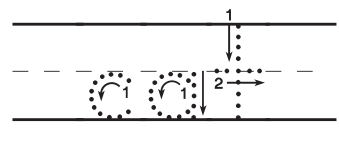
write



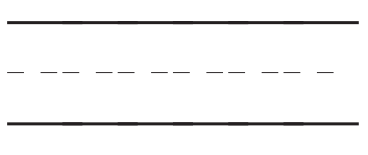
color



Trace



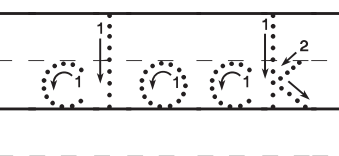
write



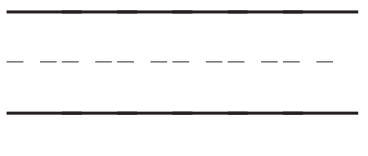
color



Trace



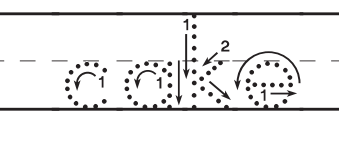
write



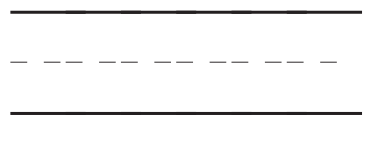
color



Trace



write

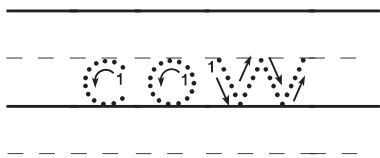


color

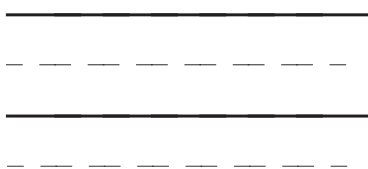


Write a sentence of your own using some words from above.

Trace



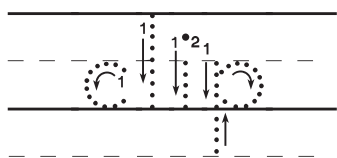
write



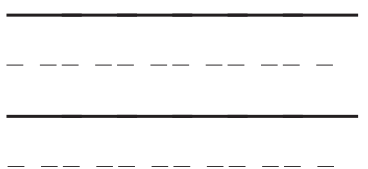
color



Trace



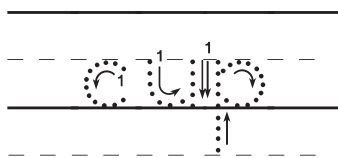
write



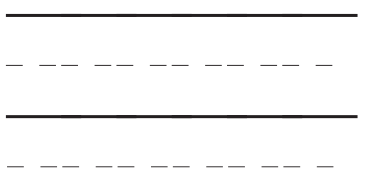
color



Trace



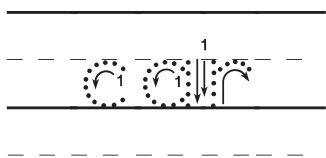
write



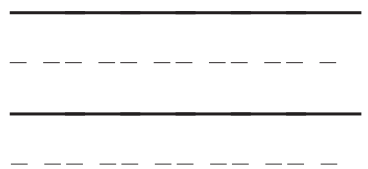
color



Trace



write



color



Write a sentence of your own using some words from above.

SENTENCE BUILDING



This is my car.




He picked up his cup.

Cut out the words
and paste them in
the boxes above to
make a sentence.
Then, write your
sentence on the line.




	my	is	This	car.	.
cup.	his	up	He	picked	.

SENTENCE BUILDING



Tom has a cow.



The clock is fast.

Cut out the words and paste them in the boxes above to make a sentence. Then, write your sentence on the line.



cow.		a	has	Tom	.
fast.		is	The	clock	.

SENTENCE BUILDING



He is a good cop.



I love chocolate cake.

Cut out the words and paste them in the boxes above to make a sentence. Then, write your sentence on the line.



cop.

is

He

a

good

.

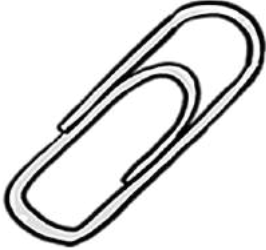
I

love

cake.

chocolate.

SENTENCE BUILDING



She put a clip in her hair.



A cat is an animal.

Cut out the words and paste them in the boxes above to make a sentence. Then, write your sentence on the line.



She	put	a	in	his	hair.	clip	.
is	an	cat	A	animal.	.	.	.

Let's Read the c words

Directions: To assemble your flip-book reader, cut out all the boxes along the dashed-black lines. Attach the smaller boxes on top of each other by stapling them to the shaded gray area indicated. The top box has the word "Name" on it.



Front Cover

Flip-Book Page 1 of 4

Back Page

Flip-Book

Name _____

My book of c words.

Flip-Book

A

B

C



A




www.PhonicsGarden.com

A




www.PhonicsGarden.com

A



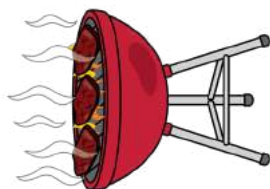
www.PhonicsGarden.com

A



www.PhonicsGarden.com

A




www.PhonicsGarden.com

A



www.PhonicsGarden.com

A



www.PhonicsGarden.com

A



www.PhonicsGarden.com





B _____

at

www.PhonicsGarden.com

B _____

up

www.PhonicsGarden.com

B _____

ar

www.PhonicsGarden.com

B _____

ip

www.PhonicsGarden.com

B _____

ock

www.PhonicsGarden.com

B _____

op

www.PhonicsGarden.com

After you have finished assembling your word wheel, practice writing each word as you spin the wheel. Spin, read, and write your new words!

Write each /c/ word from your flip-book 2 times each.

cow

cake

cat

cup

clip

cop

clock

car



B _____









ake

B _____

ow

Directions: Cut out the letters and build the words to match the pictures.

See It! Build It!

		a				o	
			p				
		a					p
	c	o			cl		ck

Directions: Draw and write two of your own /c/ words in the boxes below.

--	--	--	--	--	--	--

i a u o w r ke p t c c c c


c

cl


Directions: Read the sentence and match the picture to it.

Match It!

Set 1




This is my car.




He picked up his cup.



Tom has a cow.



The clock is fast.




Directions: Draw and write your own /c/ word sentence.




Directions: Read the sentence and match the picture to it.

Match It!


Set 2




He is a good cop.




I love chocolate cake.





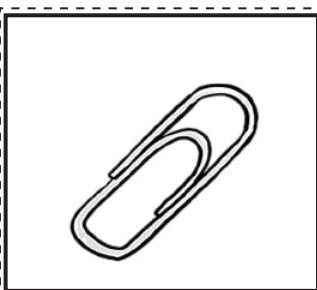

She put a clip in her hair.



A cat is an animal.



Directions: Draw and write your own /c/ word sentence.

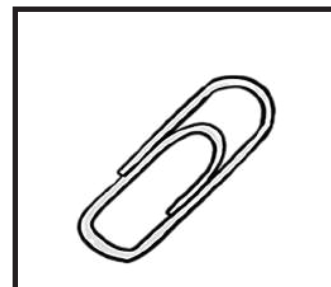


Directions: Read the sentence and write the missing word in the blank. Use the pictures to help you.


Set 1

FILL IT!


1 She gave him a _____.




2 It is a small _____.



3 It is a small _____.



4 He is a _____.



5 Directions: Draw and write your own /c/ word sentence.




clip cop cat cake

Set 2

FILL IT!

Directions: Read the sentence and write the missing word in the blank. Use the pictures to help you.

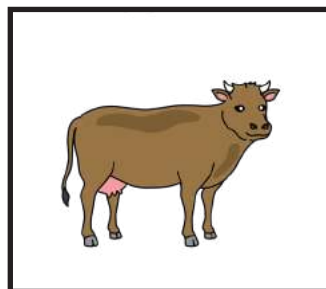
1 It is a blue _____.




2 I need a _____ of tea.



3 This is a brown _____.



4 I set the alarm _____ for 8.



5 Directions: Draw and write your own /c/ word sentence.



cup


car

cow


clock

Directions: Trace the words
and draw a matching picture.


C DRAW IT!




cow




cop




cake




cat




car




clock




cat




clip




cup



cake



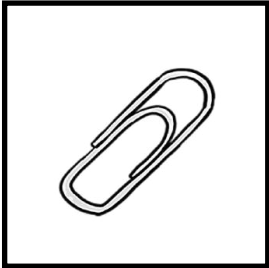
clip





cop

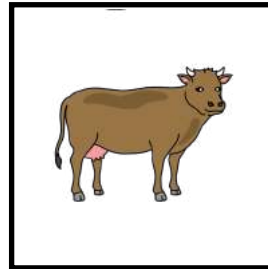
Directions: Look at the pictures and write the word that matches.


C WRITE IT!






















Directions: Draw and write your own /c/ words.










Directions: Circle the words that belong with the /c/ Letter Blend.

CIRCLE IT!

cow



dig

cop

dog

clip

dad

cop

drag

cup

dock

cat

car

clock

dress

dream

cow

cake

Directions: Draw a line to connect the picture with the word it matches.

CONNECT IT

a



b



c



d



e



f



g



h



1. cup

2. cop

3. cow

4. car










5. clock

6. cake

7. clip

8. cat

Circle the correct word and write it on the line.

<p>1.</p>  <p>cow cop</p> <p>_____</p> <p>-----</p> <p>_____</p>	<p>2.</p>  <p>cup cake</p> <p>_____</p> <p>-----</p> <p>_____</p>	<p>3.</p>  <p>cake cat</p> <p>_____</p> <p>-----</p> <p>_____</p>
<p>4.</p>  <p>cop clock</p> <p>_____</p> <p>-----</p> <p>_____</p>	<p>5.</p>  <p>cake car</p> <p>_____</p> <p>-----</p> <p>_____</p>	<p>6.</p>  <p>clock clip</p> <p>_____</p> <p>-----</p> <p>_____</p>
<p>7.</p>  <p>cup car</p> <p>_____</p> <p>-----</p> <p>_____</p>	<p>8.</p>  <p>cow clip</p> <p>_____</p> <p>-----</p> <p>_____</p>	<p>9.</p>  <p>cat cop</p> <p>_____</p> <p>-----</p> <p>_____</p>
<p>cop. saw I a brave</p>		

Sort the words above to make a complete sentence below.

Choose words from today's lesson. Write and drama them below.

1.

Word: _____

2.

Word: _____

3.

Word: _____

4.

Word: _____

Choose words from today's lesson. Write and drama them below.

1.

Word:

2.

Word:

3.

Word:

4.

Word:

I Can Read and Match

Trace each word, then match them to the correct picture.

clock

1

a



cake

2

b



clip

3

c



car

4

d



cup

5

e



cow

6

f



cat

7

g



cop

8

h



Draw and write a story using as many words from the right as you can!

A large rectangular box with a thick black border, containing a large blank space at the top for drawing and several sets of horizontal lines below for writing. Each set of lines consists of a solid top line, a dashed middle line, and a solid bottom line.



cow



cop



car



cup



cat



cake



clock



clip

Draw and write two sentences using some of the words to the right.

Large empty box for drawing and writing.

Handwriting practice lines with a dashed midline.

Large empty box for drawing and writing.

Handwriting practice lines with a dashed midline.



cow



cop



car



cup



cat



cake



clock



clip

Circle the correct word and write it on the line. Add a full-stop period to each sentence.

1.



cow

cop

He is a _____

2.



cop

clock

It is a big _____

3.



cup

cake

It is a big _____

4.



cake

car

It's a blue _____

5.



car

clip

It's a small _____

6.



cow

cat

It's an old _____

7.

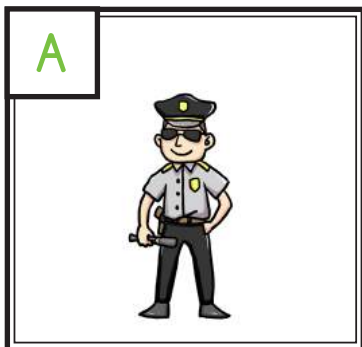


cat

cow

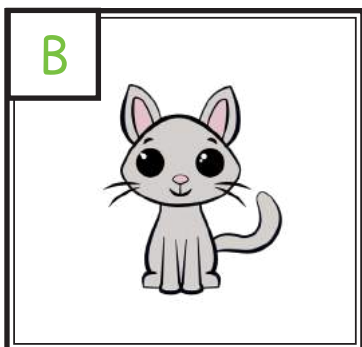
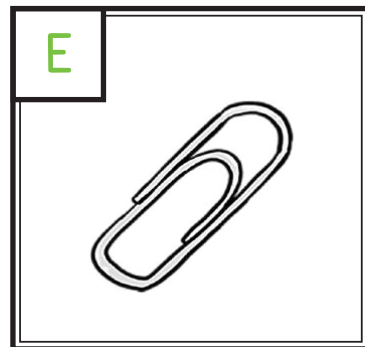
I love _____ s

Match the pictures to their sentences by writing the correct letters in the box.




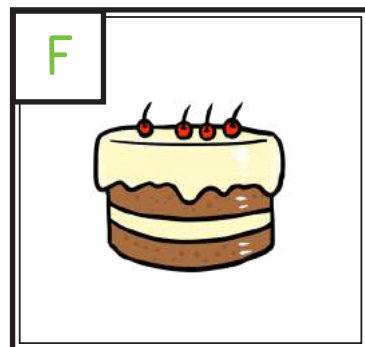
She put a clip in her hair.

He is a good cop.



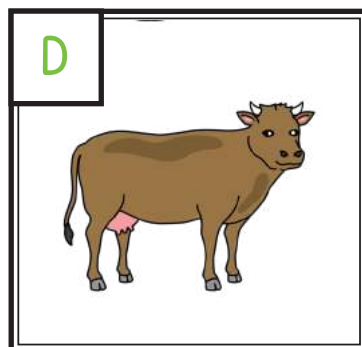

Tom has a cow.

A cat is an animal.



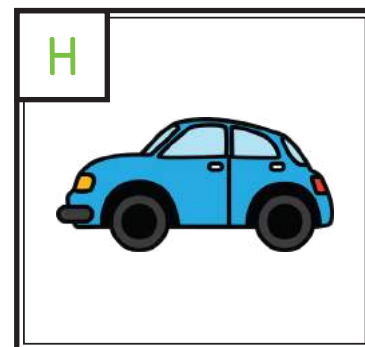
The clock is fast.

I love chocolate cake.











This is my car.

He picked up his cup.



Write a great sentence of your own on the lines below.

Use the word box to help you answer each question or statement below.

<p>1. He is a ____.</p>  <p>_____</p>	<p>2. It is a small ____.</p>  <p>_____</p>	<p>3. She gave him a ____.</p>  <p>_____</p>	<p>4. It is a small ____.</p>  <p>_____</p>
<p>5. It is a blue ____.</p>  <p>_____</p>	<p>6. I need a ____ of tea.</p>  <p>_____</p>	<p>7. This is a brown ____.</p>  <p>_____</p>	<p>8. I set the alarm ____ for 8.</p>  <p>_____</p>

Word Box



cow



cat



clock



clip



cop



cup



cake



car

Use words from above and write a great sentence of your own on the lines below.

Cut and paste the words on the right in alphabet order.

Cut & Paste



cop



cake



clip



cat



cow



cup



clock





Cut and paste the pictures. Then write each word 2 times each.

cop

cop

Handwriting practice lines for the word 'cop' (solid top, dashed middle, solid bottom).



cake

cake

Handwriting practice lines for the word 'cake' (solid top, dashed middle, solid bottom).



cow

cow

Handwriting practice lines for the word 'cow' (solid top, dashed middle, solid bottom).



clock

clock

Handwriting practice lines for the word 'clock' (solid top, dashed middle, solid bottom).



clip

clip

Handwriting practice lines for the word 'clip' (solid top, dashed middle, solid bottom).



cat

cat

Handwriting practice lines for the word 'cat' (solid top, dashed middle, solid bottom).



cup

cup

Handwriting practice lines for the word 'cup' (solid top, dashed middle, solid bottom).



Blank box for student name

Cut and paste the pictures. Then write each word 2 times each.

cop

cop

Handwriting lines for the word 'cop'

cat

cat

Handwriting lines for the word 'cat'

clock

clock

Handwriting lines for the word 'clock'

cow

cow

Handwriting lines for the word 'cow'

clip

clip

Handwriting lines for the word 'clip'

cake

cake

Handwriting lines for the word 'cake'

cup

cup

Handwriting lines for the word 'cup'

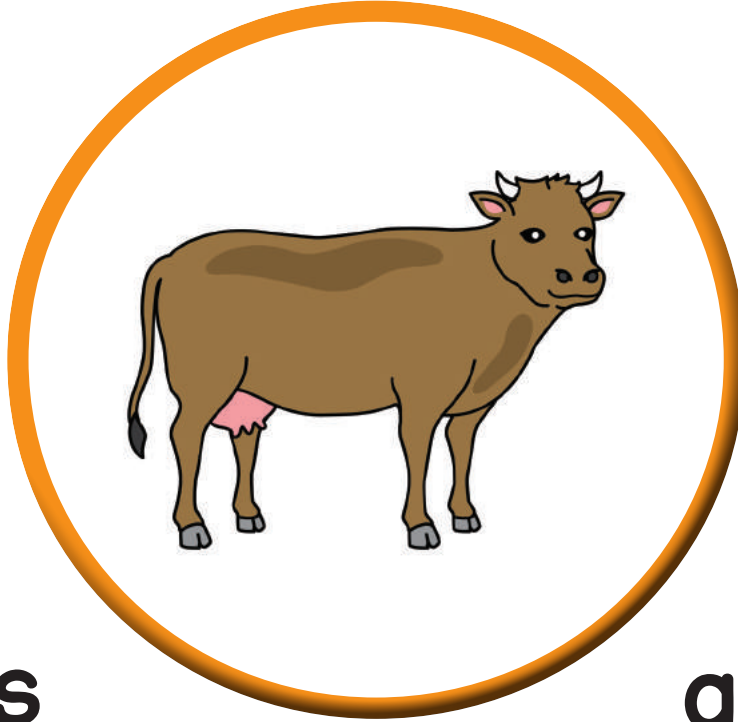


Sort the words to make a great sentence on the lines below.

cow.

She

a



very

was

good


www.PhonicsGarden.com

Write a sentence of your own about the picture.

Sort the words to make a great sentence on the lines below.

Boil

water.



of

cup

the

www.PhonicsGarden.com

Write a sentence of your own about the picture.

Sort the words to make a great sentence on the lines below.

The

guy

a



was

cop.

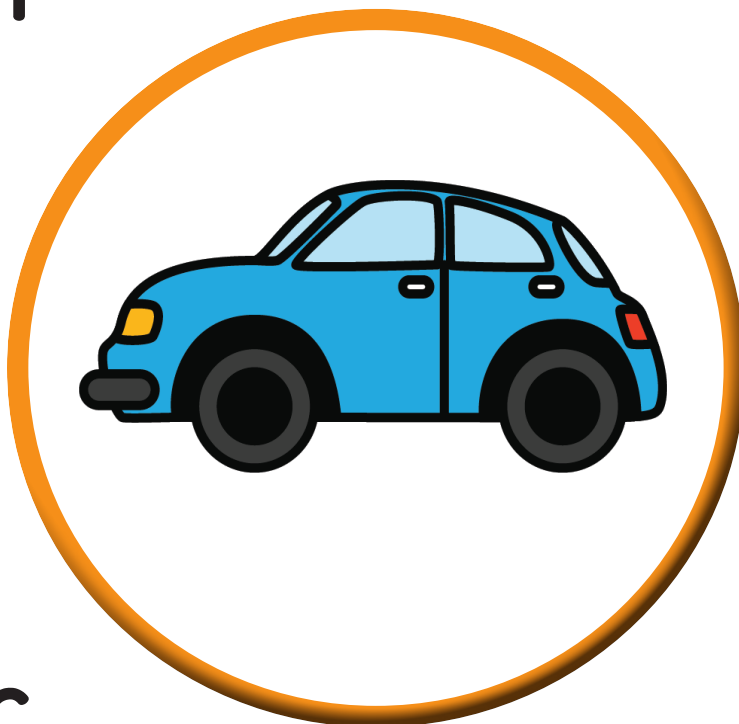
www.PhonicsGarden.com

Write a sentence of your own about the picture.

Sort the words to make a great sentence on the lines below.

out

Get



the

car.

of

www.PhonicsGarden.com

Write a sentence of your own about the picture.

Sort the words to make a great sentence on the lines below.

is



This

very

tasty

cake.

www.PhonicsGarden.com

Write a sentence of your own about the picture.

Sort the words to make a great sentence on the lines below.

clip.

I

on



a

put


www.PhonicsGarden.com

Write a sentence of your own about the picture.

Sort the words to make a great sentence on the lines below.

It

cat.



a

was

nice


www.PhonicsGarden.com

Write a sentence of your own about the picture.

Sort the words to make a great sentence on the lines below.

I

the



at

looked

clock.

www.PhonicsGarden.com

Write a sentence of your own about the picture.

I Say, Spell, Cut and Paste

c
Word Spelling

Say, Trace, Cut & Paste, and Spell each picture word correctly.



--	--

www.PhonicsGarden.com



--	--



--	--



--	--

Trace on the inside of the letters. Then cut them out and glue them down to spell the pictures above.

c

c

ake

ar

c

c

lip


op

c

Word Spelling

I Say, Spell, Cut and Paste

Say, Trace, Cut & Paste, and Spell each picture word correctly.



--	--

www.PhonicsGarden.com



--	--



--	--



--	--

Trace on the inside of the letters. Then cut them out and glue them down to spell the pictures above.

c

c

at

ow

c










c

lock

up



Look at each picture. Circle the correct word.

<p>1</p>  <p>cake cop cup</p>	<p>2</p>  <p>cup cop cow</p>	<p>3</p>  <p>cat cow cop</p>	
<p>4</p>  <p>clip clock car</p>	<p>5</p>  <p>car cat cake</p>	<p>6</p>  <p>cop cup cat</p>	
<p>7</p>  <p>cop car clip</p>	<p>8</p>  <p>cop cup cow</p>	<p>9</p>  <p>cow cop cup</p>	
<p>cow. saw I brown</p>			<p>a colour</p>

Sort the words above to make a great sentence below.

See, Say, and Spell - Blends - c

Write the correct letter blend to complete the words below.

cow cop cake clip cat clock car cup



___ake



___ig



___up



___lip



___ad



___ock



___ock



___ar



___eer



___op



___rag



___ress



___ow



___og



___at

See, Say, and Spell - Blends - c

Write the missing letters to complete the words below.

cow cop cake clip cat clock car cup



c _____



d _____



c _____



c _____



d _____



c _____



d _____



c _____



d _____



c _____



d _____



d _____



c _____



d _____



c _____

MEMORY GAME



www.PhonicsGarden.com



www.PhonicsGarden.com



www.PhonicsGarden.com



www.PhonicsGarden.com




www.PhonicsGarden.com



www.PhonicsGarden.com



www.PhonicsGarden.com











www.PhonicsGarden.com



www.PhonicsGarden.com

MEMORY GAME



MEMORY GAME



cop

www.PhonicsGarden.com

cop

www.PhonicsGarden.com

cake

www.PhonicsGarden.com

cake

www.PhonicsGarden.com

clip

www.PhonicsGarden.com

clip

www.PhonicsGarden.com

cat

www.PhonicsGarden.com

cat

www.PhonicsGarden.com

car

www.PhonicsGarden.com

MEMORY GAME



car

www.PhonicsGarden.com

cup

www.PhonicsGarden.com

cup

www.PhonicsGarden.com

cow

www.PhonicsGarden.com

cow

www.PhonicsGarden.com

clock

www.PhonicsGarden.com

clock

www.PhonicsGarden.com

www.PhonicsGarden.com

www.PhonicsGarden.com

FLASH CARDS



cop

www.PhonicsGarden.com



cop

www.PhonicsGarden.com




cake

www.PhonicsGarden.com




cake

www.PhonicsGarden.com



clip

www.PhonicsGarden.com



clip

www.PhonicsGarden.com



cat

www.PhonicsGarden.com



cat

www.PhonicsGarden.com



car

www.PhonicsGarden.com

FLASH CARDS



car

www.PhonicsGarden.com




cup

www.PhonicsGarden.com




cup

www.PhonicsGarden.com




cow

www.PhonicsGarden.com




cow

www.PhonicsGarden.com



clock

www.PhonicsGarden.com



clock

www.PhonicsGarden.com

www.PhonicsGarden.com

www.PhonicsGarden.com