


# Spin and Spell

Spin the spinner. Spell and write the **ee** word.



meet

seed

deer

jeep

cheese

sweet

_____
-----
_____
-----
_____
-----
_____
-----
_____
-----
_____
-----

_____
-----
_____
-----
_____
-----
_____
-----
_____
-----
_____
-----

Which **ee** word did you spin on and write the most? Write it again here!

\_\_\_\_\_

-----

\_\_\_\_\_

Spin a picture. Read the word.

Write the word in the matching letter boxes.

Place a check mark next to the word after it is written.

meet


sweet

seed

cheese

jeep

deer



Hint: Use a paperclip as your spinner.

--	--	--	--	--

--	--	--	--	--



--	--	--	--

		ee		
--	--	----	--	--

--	--	--	--

--	--	--	--


# Spin and Build



Spin a picture.  
Cut and paste the letters to build  
the matching words.



--	--	--



--	--	--



--	--	--



--	--	--



--	--	--



--	--	--

Write your words on the lines.

_____	_____	_____
-----	-----	-----
_____	_____	_____
-----	-----	-----
_____	_____	_____

meet

seed

deer

jeep

cheese

sweet



ee	ee	ee	m	s	d	j	ch	sw
ee	ee	ee	t	t	d	r	p	se

Hint: Use a paperclip as your spinner.


**Set One**

**Spin, Color, and Win!**

Each player takes a turn to spin a picture and color the matching word.  
First player to color all words wins the game.



ee



**player 1**

**player 2**

meet	cheese	jeep
seed	meet	meet
seed	cheese	seed
meet	meet	cheese
meet	deer	seed

sweet	seed	sweet
cheese	cheese	deer
jeep	jeep	seed
sweet	seed	cheese
sweet	jeep	sweet



**Set Two**


**Spin, Color, and Win!**

Each player takes a turn to spin a picture and color the matching word.

First player to color all words wins the game.



ee



**player 1**

**player 2**

deer	sweet	sheep
cheek	sheep	sweet
jeep	meet	cheek
cheek	cheek	sweet
sweet	sweet	sheep

deer
sweet
sweet
meet

jeep	jeep	deer	jeep
jeep	jeep	deer	jeep

deer	deer	sheep
sweet	jeep	cheek
cheek	sweet	sheep
sweet	cheek	jeep
sheep	sheep	sheep


# Spin, Color, and Win!

Make Your Own: #1

Each player takes a turn to spin a picture and color the matching word.  
First player to color all words wins the game.



player 1



player 2





# Make Your Own: #2

# Spin, Color, and Win!

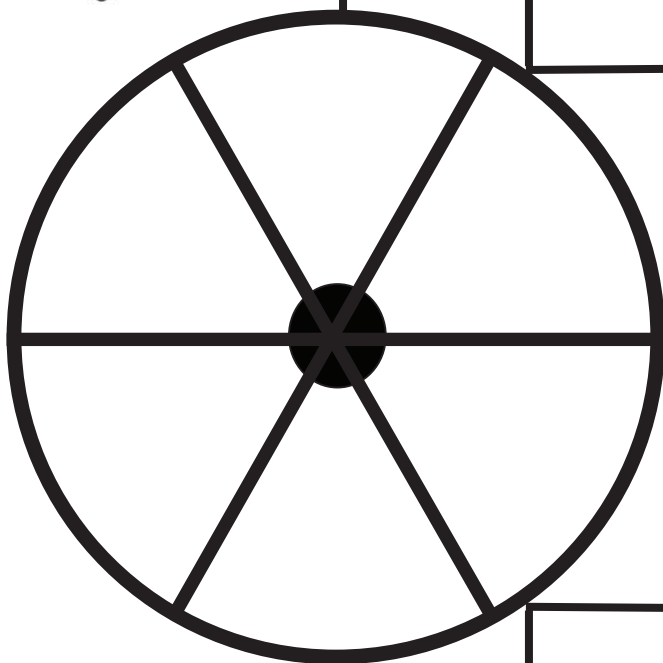
Each player takes a turn to spin a picture and color the matching word.  
First player to color all words wins the game.



player 1



player 2










meet



sweet

seed



cheese


jeep




deer



cheek




sheep





s eed



www.PhonicsGarden.com

d eer




www.PhonicsGarden.com

j eep




www.PhonicsGarden.com

ch eese



www.PhonicsGarden.com

sh eep



www.PhonicsGarden.com

ch eek



www.PhonicsGarden.com

m eet



www.PhonicsGarden.com

sw eet



www.PhonicsGarden.com

Draw and write your own word puzzles on this page.



	<a href="http://www.PhonicsGarden.com">www.PhonicsGarden.com</a>

	<a href="http://www.PhonicsGarden.com">www.PhonicsGarden.com</a>

	<a href="http://www.PhonicsGarden.com">www.PhonicsGarden.com</a>

	<a href="http://www.PhonicsGarden.com">www.PhonicsGarden.com</a>

Draw and write your own word puzzles on this page.



--	--

www.PhonicsGarden.com



--	--

www.PhonicsGarden.com

--	--

www.PhonicsGarden.com

--	--

www.PhonicsGarden.com



Add the missing letters.

Write the words on the lines below.

**Letter Blend**  
Word Spelling



\_\_\_ ee \_\_\_



\_\_\_ ee \_\_\_

\_\_\_ ee \_\_\_



\_\_\_ ee \_\_\_



\_\_\_ ee \_\_\_



\_\_\_ ee \_\_\_



\_\_\_ ee \_\_\_



\_\_\_ ee \_\_\_

1. meet \_\_\_\_\_

5. \_\_\_\_\_

2. \_\_\_\_\_

6. \_\_\_\_\_

3. \_\_\_\_\_

7. \_\_\_\_\_

4. \_\_\_\_\_

8. \_\_\_\_\_

Choose one or two words from above and make a great sentence below.

\_\_\_\_\_

\_\_\_\_\_

\_\_\_\_\_

\_\_\_\_\_

\_\_\_\_\_


Add the missing letters.

Write the words on  
the lines below.

**Letter Blend**  
Word Spelling



m \_ \_ t



ch \_ \_ se



s \_ \_ d



sw \_ \_ t



sh \_ \_ p



j \_ \_ p



ch \_ \_ k



d \_ \_ r

ee

1. meet \_\_\_\_\_

5. \_\_\_\_\_

2. \_\_\_\_\_

6. \_\_\_\_\_

3. \_\_\_\_\_

7. \_\_\_\_\_

4. \_\_\_\_\_

8. \_\_\_\_\_

Choose one or two words from above and make a great sentence below.

\_\_\_\_\_

\_\_\_\_\_

\_\_\_\_\_

\_\_\_\_\_

\_\_\_\_\_

After you have finished assembling your word wheel, practice writing each word as you spin the wheel. Spin, read, and write your new words!

Write each word on your word-wheel 2 times each.

Blank handwriting practice box with four lines (top, dashed, middle, bottom).

Blank handwriting practice box with four lines (top, dashed, middle, bottom).

Blank handwriting practice box with four lines (top, dashed, middle, bottom).

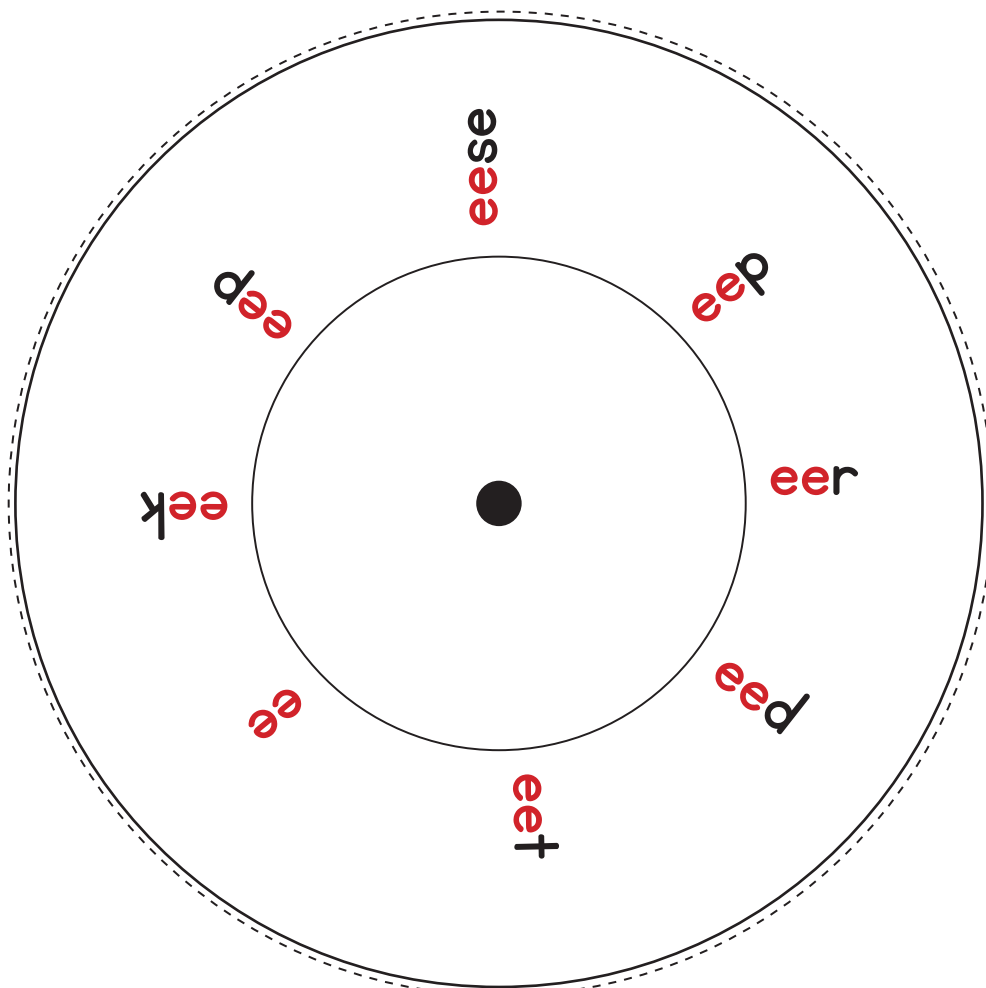
Blank handwriting practice box with four lines (top, dashed, middle, bottom).

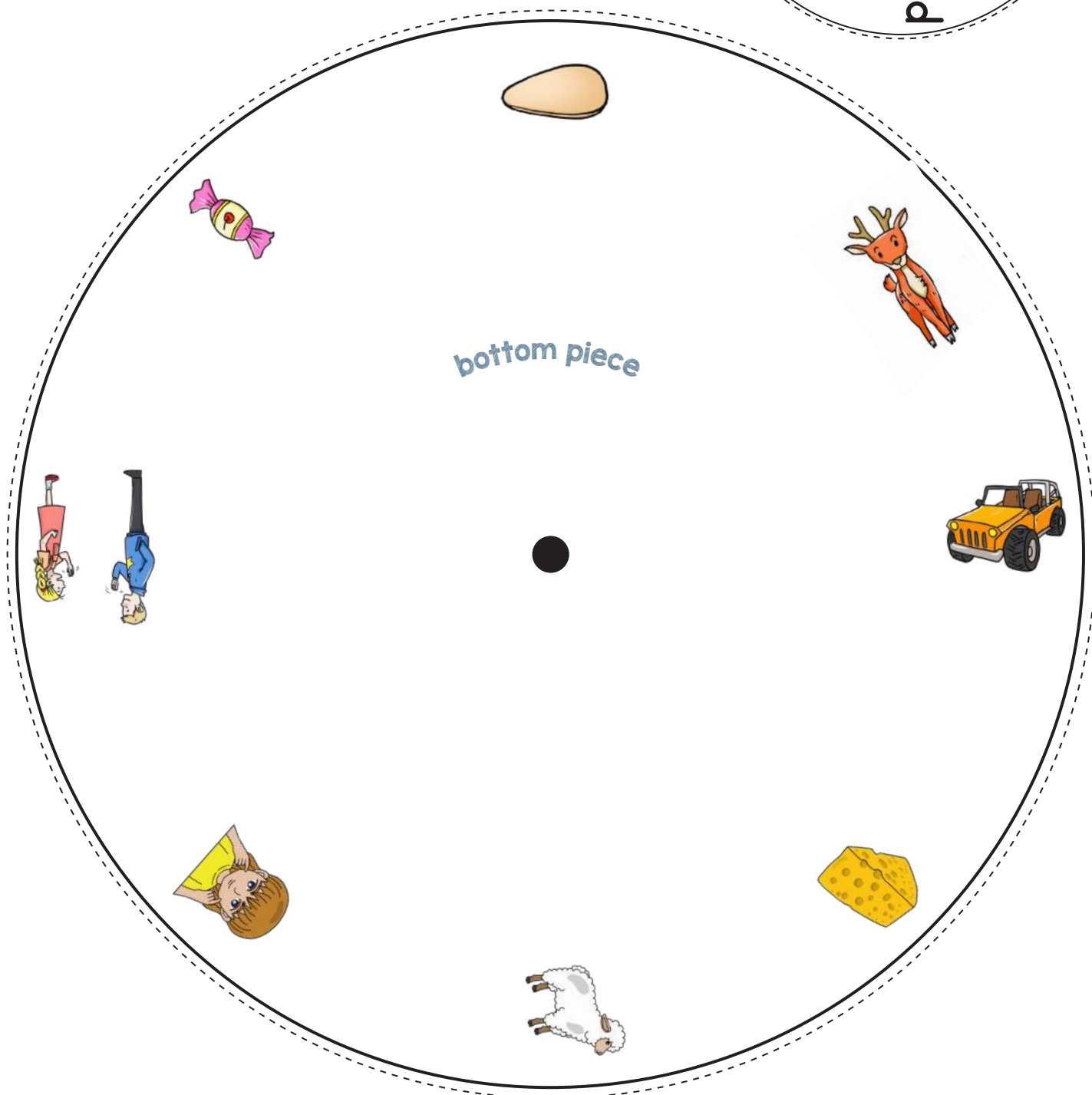
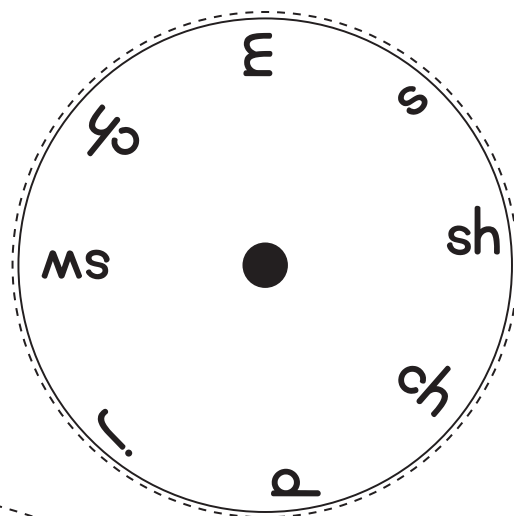
Blank handwriting practice box with four lines (top, dashed, middle, bottom).

Blank handwriting practice box with four lines (top, dashed, middle, bottom).


Blank handwriting practice box with four lines (top, dashed, middle, bottom).

Blank handwriting practice box with four lines (top, dashed, middle, bottom).










# SPINNER ee Reading Wheel

www.PhonicsGarden.com

Phonics Garden



Jeep


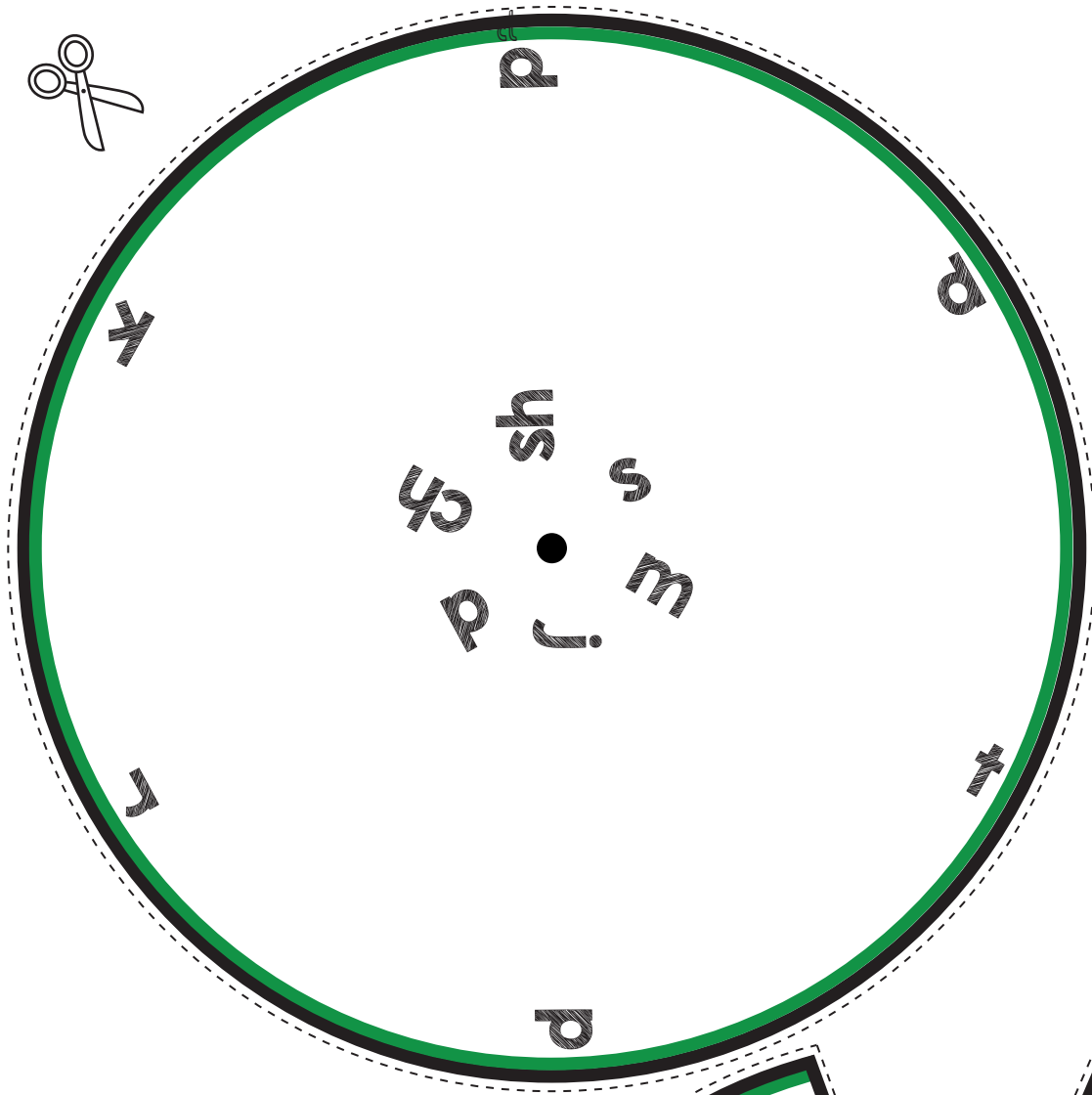
deer

cheese

sweet

meet

seed

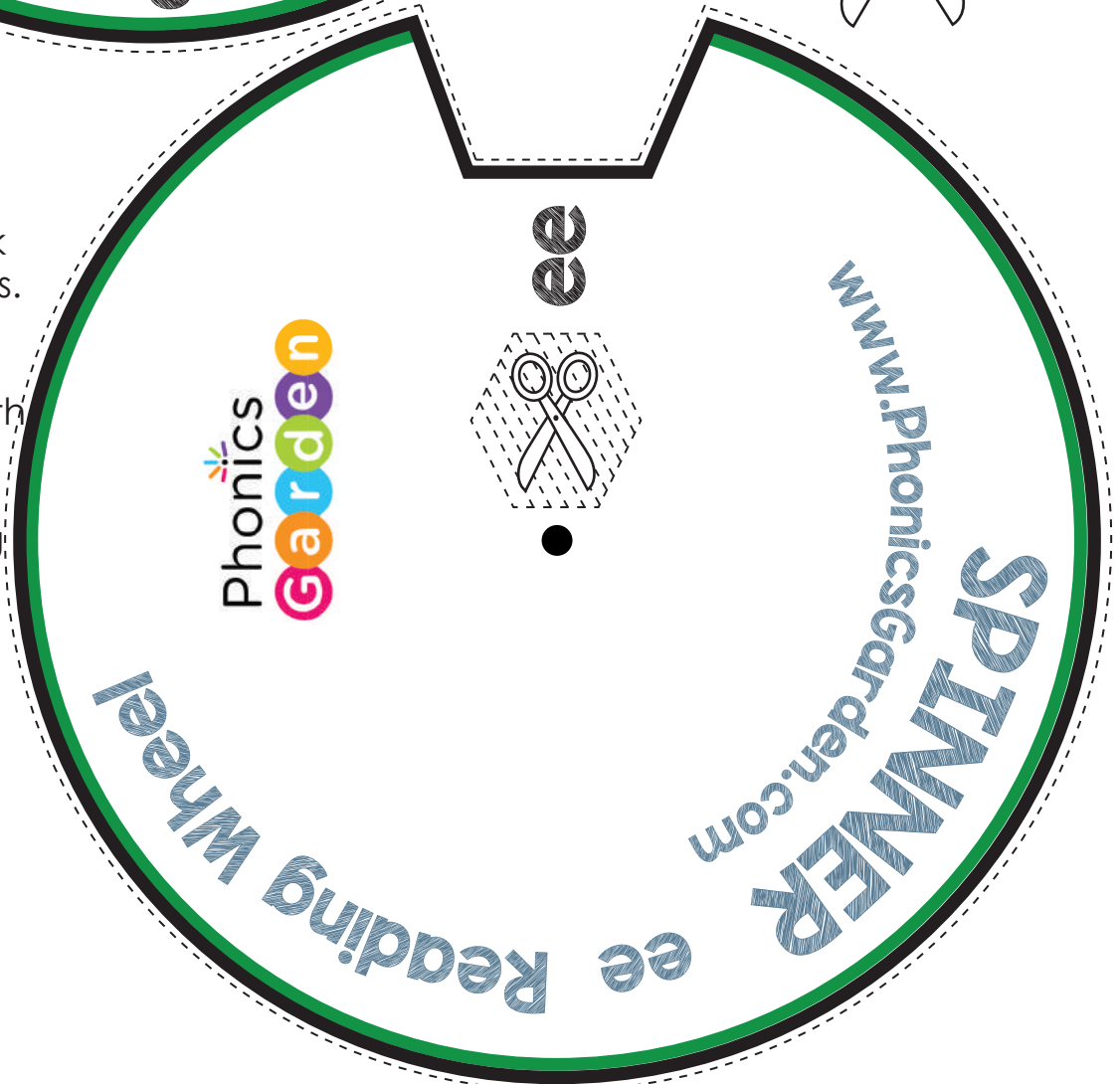


## Directions

Step 1:  
Print the word  
wheel on card stock  
paper for best results.

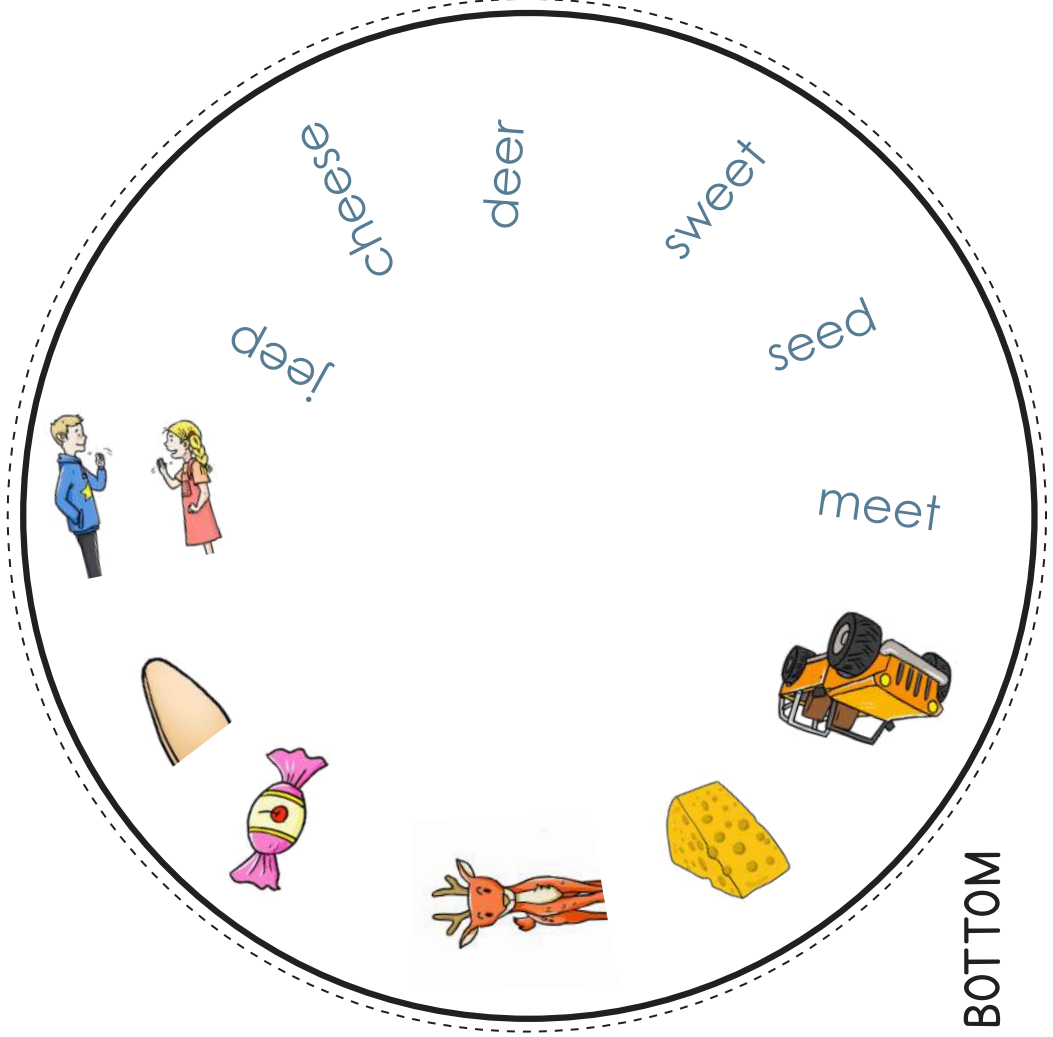
Step 2: Attach the  
front to the back with  
a brass paper  
fastener, paperclip,  
or another fastening  
object.

Step 3: Have your  
students spin the  
wheel to make and  
read the words.

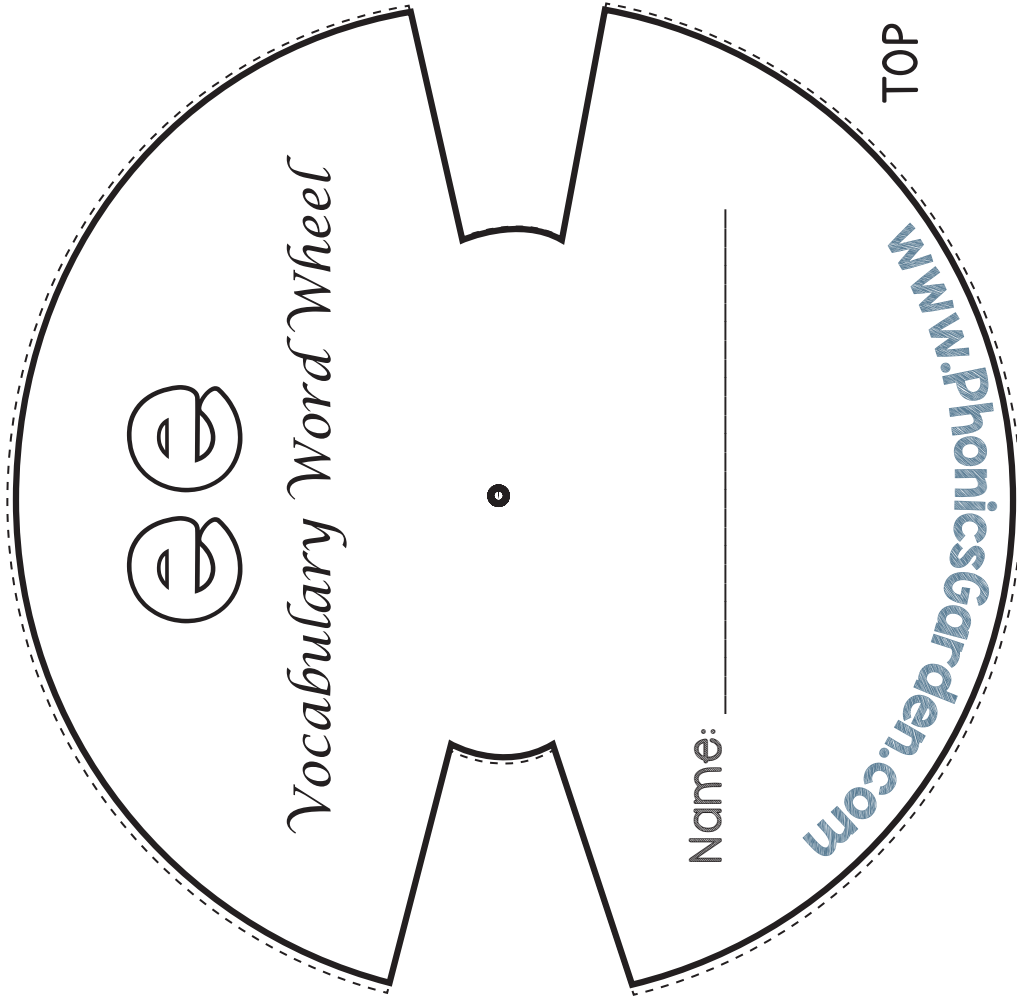


# Word Wheel

This Word Wheel will help your students practice reading.  
Moving the wheel will match the word with the picture clue.



BOTTOM



## Instructions

1. Copy on to the white card stock
2. Cut out the two shapes on the dotted lines.
3. Place TOP wheel on the TOP of the BOTTOM wheel.
4. Insert split pin in the center.
5. Have students spin and read.



Cut out the words and pictures. Paste them down where they belong matching each word and picture.

ee

ng






meet

seed

spring

hang




jeep

sweet



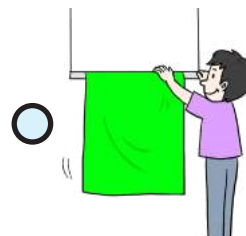
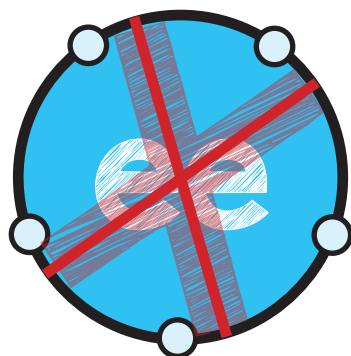



song

wing



Connect the /ee/ Letter Blend words with the ee.

Connect the words that are NOT part of the /ee/ Letter Blend with the X.





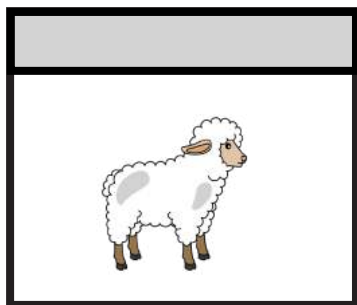
Practice writing your /ee/ words.

_____	_____	_____
-----	-----	-----
_____	_____	_____
_____	_____	_____
-----	-----	-----
_____	_____	_____



What  
is in the

ee ee house?



When you are done cutting and pasting your words, finish the sentence below. Add a full-stop period.

A \_\_\_\_\_, \_\_\_\_\_, \_\_\_\_\_, and  
\_\_\_\_\_ are in the house

Write the missing letters below. Cut out the boxes and glue the top flap onto the matching picture. ✂

m \_ \_ t

sh \_ \_ p

sw \_ \_ t




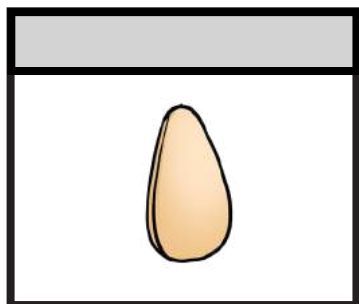
ch \_ \_ k



What  
is in the



ee house?



When you are done cutting and pasting your words, finish the sentence below. Add a full-stop period.

A \_\_\_\_\_, \_\_\_\_\_, \_\_\_\_\_, and  
\_\_\_\_\_ are in the house.

Write the missing letters below. Cut out the boxes and glue the top flap onto the matching picture. 

s \_ \_ nt

ch \_ \_ se

j \_ \_ p

d \_ \_ r



Cut out each of the puzzle pieces and glue them where they belong.

meet	glue piece here	seed	glue piece here
cheese	glue piece here	deer	glue piece here
sweet	glue piece here	jeep	glue piece here
cheek	glue piece here	sheep	glue piece here
__ee__	glue piece here	__ee__	glue piece here

Scissors icon

Deer illustration

Girl illustration

Scissors icon

Cheese illustration

Sheep illustration

Jeep illustration

Candy illustration


Boy and girl illustration


Scissors icon


Egg illustration


Color the word box that goes with the picture.


Write the words below.


1 	
jeep	deer


2 	
sweet	deer


3 	
sweet	sheep

4 	
sheep	cheese

5 	
cheese	cheek

6 	
meet	jeep

7 	
meet	cheek

8 	
sheep	seed

Write the words below.

1 \_\_\_\_\_

2 \_\_\_\_\_

3 \_\_\_\_\_

4 \_\_\_\_\_

5 \_\_\_\_\_

6 \_\_\_\_\_

7 \_\_\_\_\_

8 \_\_\_\_\_

Write the letters in the correct order to make the word that matches the picture.

1



\_\_\_\_\_

\_\_\_\_\_

\_\_\_\_\_

2



\_\_\_\_\_

\_\_\_\_\_

\_\_\_\_\_

3




\_\_\_\_\_

\_\_\_\_\_

\_\_\_\_\_

4



\_\_\_\_\_

\_\_\_\_\_

\_\_\_\_\_

5



\_\_\_\_\_

\_\_\_\_\_

\_\_\_\_\_

6



\_\_\_\_\_

\_\_\_\_\_

\_\_\_\_\_

7



\_\_\_\_\_

\_\_\_\_\_

\_\_\_\_\_

8











\_\_\_\_\_

\_\_\_\_\_

\_\_\_\_\_

Write the letters in the correct order to make the word that matches the picture.

1		<div style="display: flex; justify-content: space-around; align-items: center;"> <div style="border: 1px solid black; border-radius: 50%; width: 60px; height: 60px; display: flex; align-items: center; justify-content: center;">r</div> <div style="border: 1px solid black; border-radius: 50%; width: 60px; height: 60px; display: flex; align-items: center; justify-content: center;">d</div> <div style="border: 1px solid black; border-radius: 50%; width: 60px; height: 60px; display: flex; align-items: center; justify-content: center;">ee</div> </div> <div style="margin-top: 10px;"> <hr style="border: 0.5px solid black;"/> <hr style="border: 0.5px dashed black;"/> <hr style="border: 0.5px solid black;"/> </div>
2		<div style="display: flex; justify-content: space-around; align-items: center;"> <div style="border: 1px solid black; border-radius: 50%; width: 60px; height: 60px; display: flex; align-items: center; justify-content: center;">s</div> <div style="border: 1px solid black; border-radius: 50%; width: 60px; height: 60px; display: flex; align-items: center; justify-content: center;">d</div> <div style="border: 1px solid black; border-radius: 50%; width: 60px; height: 60px; display: flex; align-items: center; justify-content: center;">ee</div> </div> <div style="margin-top: 10px;"> <hr style="border: 0.5px solid black;"/> <hr style="border: 0.5px dashed black;"/> <hr style="border: 0.5px solid black;"/> </div>
3		<div style="display: flex; justify-content: space-around; align-items: center;"> <div style="border: 1px solid black; border-radius: 50%; width: 60px; height: 60px; display: flex; align-items: center; justify-content: center;">k</div> <div style="border: 1px solid black; border-radius: 50%; width: 60px; height: 60px; display: flex; align-items: center; justify-content: center;">ee</div> <div style="border: 1px solid black; border-radius: 50%; width: 60px; height: 60px; display: flex; align-items: center; justify-content: center;">ch</div> </div> <div style="margin-top: 10px;"> <hr style="border: 0.5px solid black;"/> <hr style="border: 0.5px dashed black;"/> <hr style="border: 0.5px solid black;"/> </div>
4		<div style="display: flex; justify-content: space-around; align-items: center;"> <div style="border: 1px solid black; border-radius: 50%; width: 60px; height: 60px; display: flex; align-items: center; justify-content: center;">ee</div> <div style="border: 1px solid black; border-radius: 50%; width: 60px; height: 60px; display: flex; align-items: center; justify-content: center;">sw</div> <div style="border: 1px solid black; border-radius: 50%; width: 60px; height: 60px; display: flex; align-items: center; justify-content: center;">t</div> </div> <div style="margin-top: 10px;"> <hr style="border: 0.5px solid black;"/> <hr style="border: 0.5px dashed black;"/> <hr style="border: 0.5px solid black;"/> </div>
5		<div style="display: flex; justify-content: space-around; align-items: center;"> <div style="border: 1px solid black; border-radius: 50%; width: 60px; height: 60px; display: flex; align-items: center; justify-content: center;">t</div> <div style="border: 1px solid black; border-radius: 50%; width: 60px; height: 60px; display: flex; align-items: center; justify-content: center;">ee</div> <div style="border: 1px solid black; border-radius: 50%; width: 60px; height: 60px; display: flex; align-items: center; justify-content: center;">m</div> </div> <div style="margin-top: 10px;"> <hr style="border: 0.5px solid black;"/> <hr style="border: 0.5px dashed black;"/> <hr style="border: 0.5px solid black;"/> </div>
6		<div style="display: flex; justify-content: space-around; align-items: center;"> <div style="border: 1px solid black; border-radius: 50%; width: 60px; height: 60px; display: flex; align-items: center; justify-content: center;">sh</div> <div style="border: 1px solid black; border-radius: 50%; width: 60px; height: 60px; display: flex; align-items: center; justify-content: center;">ee</div> <div style="border: 1px solid black; border-radius: 50%; width: 60px; height: 60px; display: flex; align-items: center; justify-content: center;">p</div> </div> <div style="margin-top: 10px;"> <hr style="border: 0.5px solid black;"/> <hr style="border: 0.5px dashed black;"/> <hr style="border: 0.5px solid black;"/> </div>
7		<div style="display: flex; justify-content: space-around; align-items: center;"> <div style="border: 1px solid black; border-radius: 50%; width: 60px; height: 60px; display: flex; align-items: center; justify-content: center;">se</div> <div style="border: 1px solid black; border-radius: 50%; width: 60px; height: 60px; display: flex; align-items: center; justify-content: center;">ch</div> <div style="border: 1px solid black; border-radius: 50%; width: 60px; height: 60px; display: flex; align-items: center; justify-content: center;">ee</div> </div> <div style="margin-top: 10px;"> <hr style="border: 0.5px solid black;"/> <hr style="border: 0.5px dashed black;"/> <hr style="border: 0.5px solid black;"/> </div>
8		<div style="display: flex; justify-content: space-around; align-items: center;"> <div style="border: 1px solid black; border-radius: 50%; width: 60px; height: 60px; display: flex; align-items: center; justify-content: center;">p</div> <div style="border: 1px solid black; border-radius: 50%; width: 60px; height: 60px; display: flex; align-items: center; justify-content: center;">ee</div> <div style="border: 1px solid black; border-radius: 50%; width: 60px; height: 60px; display: flex; align-items: center; justify-content: center;">j</div> </div> <div style="margin-top: 10px;"> <hr style="border: 0.5px solid black;"/> <hr style="border: 0.5px dashed black;"/> <hr style="border: 0.5px solid black;"/> </div>

UNSCRAMBLE the LETTERS Write the missing letter in the circle.  
Write the letters in the correct order to make the word that matches the picture.

1




\_\_\_\_\_

\_\_\_\_\_

\_\_\_\_\_

2




\_\_\_\_\_

\_\_\_\_\_

\_\_\_\_\_

3




\_\_\_\_\_

\_\_\_\_\_

\_\_\_\_\_

4





\_\_\_\_\_

\_\_\_\_\_

\_\_\_\_\_

5




\_\_\_\_\_

\_\_\_\_\_

\_\_\_\_\_

6




\_\_\_\_\_

\_\_\_\_\_

\_\_\_\_\_

7




\_\_\_\_\_

\_\_\_\_\_

\_\_\_\_\_

8




\_\_\_\_\_

\_\_\_\_\_

\_\_\_\_\_

Read and Write! Write the missing letter in the circle.  
Write the letters in the correct order to make the word that matches the picture.

1




\_\_\_\_\_

-----

\_\_\_\_\_

2




\_\_\_\_\_

-----

\_\_\_\_\_

3




\_\_\_\_\_

-----

\_\_\_\_\_

4




\_\_\_\_\_

-----

\_\_\_\_\_

5




\_\_\_\_\_

-----

\_\_\_\_\_

6




\_\_\_\_\_

-----

\_\_\_\_\_

7





\_\_\_\_\_

-----

\_\_\_\_\_

8



\_\_\_\_\_

-----

\_\_\_\_\_





Say it! Build it! Write! Color the letters that spell the picture's name. Write the word on the line.

meet

seed

sweet

deer


cheese

jeep

cheek

sheep

1



s	oo	b	ee	ou	ld	d	nd
---	----	---	----	----	----	---	----

\_\_\_\_\_

-----

\_\_\_\_\_

2



gl	d	ee	ai	i	oi	r	ck
----	---	----	----	---	----	---	----

\_\_\_\_\_

-----

\_\_\_\_\_

3




j	ee	b	nk	i	p	mp	nk
---	----	---	----	---	---	----	----

\_\_\_\_\_

-----

\_\_\_\_\_

4




ch	ea	b	ee	ch	d	se	ne
----	----	---	----	----	---	----	----

\_\_\_\_\_

-----

\_\_\_\_\_

5



tr	sl	oa	sh	ee	d	nt	p
----	----	----	----	----	---	----	---

\_\_\_\_\_

-----

\_\_\_\_\_

6



ch	ai	b	oo	m	p	ee	k
----	----	---	----	---	---	----	---

\_\_\_\_\_

-----

\_\_\_\_\_

7



fl	oi	m	ee	i	t	n	mp
----	----	---	----	---	---	---	----

\_\_\_\_\_

-----

\_\_\_\_\_

8



sw	c	ee	ou	i	oo	t	m
----	---	----	----	---	----	---	---

\_\_\_\_\_

-----

\_\_\_\_\_

Say it! Build it! Write! Color the letters that spell the picture's name. Write the word on the line.

meet

seed

sweet

deer

cheese

jeep

cheek

sheep

1



ch	oo	ee	ai	ou	ld	k	nd
----	----	----	----	----	----	---	----

---



---



---

2



gl	br	sh	ai	ee	oi	p	ck
----	----	----	----	----	----	---	----

---



---



---

3



ch	ee	oa	nk	n	ee	mp	se
----	----	----	----	---	----	----	----

---



---



---

4



d	ea	b	ee	r	d	ck	ne
---	----	---	----	---	---	----	----

---



---



---

5



tr	j	oa	dr	ee	d	nt	p
----	---	----	----	----	---	----	---

---



---



---

6



sm	m	t	ee	a	t	nd	ch
----	---	---	----	---	---	----	----

---



---



---

7



fl	oi	sw	ee	i	oo	ch	t
----	----	----	----	---	----	----	---

---



---



---

8



s	sn	ee	ou	i	oo	d	m
---	----	----	----	---	----	---	---

---



---



---

Draw a line to match the letters.

Write the words two times each.



1. 

s	ee	d
pr	ee	nd

\_\_\_\_\_

\_\_\_\_\_

\_\_\_\_\_



2. 

sl	ee	b
d	o	r

\_\_\_\_\_

\_\_\_\_\_

\_\_\_\_\_



3. 

tr	ee	t
sw	oi	lf

\_\_\_\_\_

\_\_\_\_\_

\_\_\_\_\_



4. 

m	oy	t
fl	ee	le

\_\_\_\_\_

\_\_\_\_\_

\_\_\_\_\_




5. 

ch	ee	nd
sm	u	k

\_\_\_\_\_

\_\_\_\_\_

\_\_\_\_\_



6. 

sh	ea	k
dr	ee	p

\_\_\_\_\_

\_\_\_\_\_

\_\_\_\_\_



7. 

fr	a	se
ch	ee	sh

\_\_\_\_\_

\_\_\_\_\_

\_\_\_\_\_



8. 

pl	ee	ch
j	u	p

\_\_\_\_\_

\_\_\_\_\_


\_\_\_\_\_

SEE - SAY - CUT - PASTE - READ

ee set 1


Cut out the letters. Glue them under the pictures to spell the words correctly.

1.




--	--	--

2.




--	--	--

3.



--	--	--

4.



--	--	--

s	d	j	p	ee	ee
ee	ee	ch	se	r	d




SEE - SAY - CUT - PASTE - READ

ee set 2


Cut out the letters. Glue them under the pictures to spell the words correctly.

1.




--	--	--

2.




--	--	--

3.



--	--	--

4.



--	--	--

ee	ee	sh	t	k	sw
ee	ee	m	p	t	ch

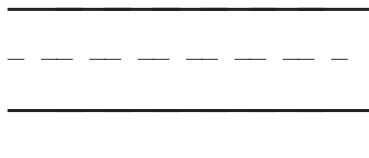
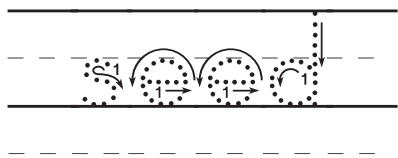




Trace

write

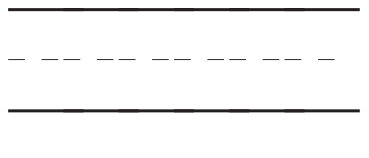
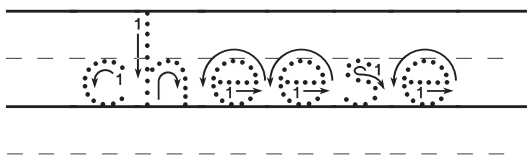
color



Trace

write

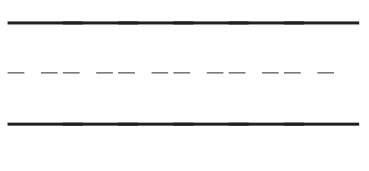

color



Trace

write

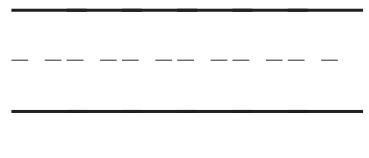
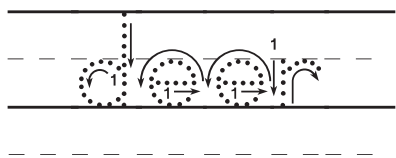
color



Trace

write

color



Write a sentence of your own using some words from above.

\_\_\_\_\_

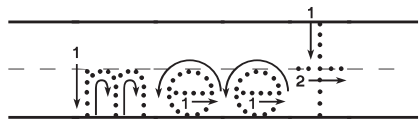
\_\_\_\_\_

\_\_\_\_\_

\_\_\_\_\_

\_\_\_\_\_

Trace



write

\_\_\_\_\_

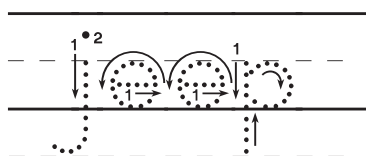
-----

\_\_\_\_\_

color

meet

Trace



write

\_\_\_\_\_

-----

\_\_\_\_\_

color

jeep

Trace



write

\_\_\_\_\_

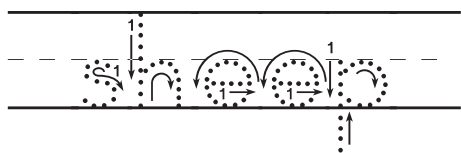
-----

\_\_\_\_\_

color

cheek

Trace



write

\_\_\_\_\_

-----

\_\_\_\_\_

color

sheep

Write a sentence of your own using some words from above.

\_\_\_\_\_


-----

\_\_\_\_\_

-----

\_\_\_\_\_

## SENTENCE BUILDING



It is a big sheep.


---

---

---

---

---



She has two cheeks.

---

---

---

---

---

Cut out the words and paste them in the boxes above to make a sentence. Then, write your sentence on the line.



big	It	is	a	sheep	.
She	two		has	cheeks	.

## SENTENCE BUILDING



I wanted to meet him.




It was very sweet.

Cut out the words and paste them in the boxes above to make a sentence. Then, write your sentence on the line.



him	to	I	meet	wanted .
was	It		very	sweet .

## SENTENCE BUILDING



It is a small seed.

\_\_\_\_\_

-----

\_\_\_\_\_

-----

\_\_\_\_\_



It was a brown deer.

\_\_\_\_\_

-----

\_\_\_\_\_

-----

\_\_\_\_\_

Cut out the words and paste them in the boxes above to make a sentence. Then, write your sentence on the line.



is	seed	It	a	small	.
It	brown	a	deer	was	.

## SENTENCE BUILDING



It is an orange jeep.


\_\_\_\_\_

-----

\_\_\_\_\_

-----

\_\_\_\_\_



It is a small piece of cheese.

\_\_\_\_\_

-----

\_\_\_\_\_

-----

\_\_\_\_\_

Cut out the words  
and paste them in  
the boxes above to  
make a sentence.  
Then, write your  
sentence on the line.



an	It	is	orange	jeep	.		
It	piece	small	a	is	of	cheese	.



# Let's Read the ee Words

Directions: To assemble your flip-book reader, cut out all the boxes along the dashed-black lines. Attach the smaller boxes on top of each other by stapling them to the shaded gray area indicated. The top box has the word "Name" on it.



Front Cover

Flip-Book Page 1 of 4

Back Page

Flip-Book

Name \_\_\_\_\_

My book of ee words

Flip-Book

c

ee



A — —

eh

www.PhonicsGarden.com

A — —

eh

www.PhonicsGarden.com

A — —

sh

www.PhonicsGarden.com

A — —

sw

www.PhonicsGarden.com

A — —

s

www.PhonicsGarden.com

A — —

j

www.PhonicsGarden.com

A — —

m

www.PhonicsGarden.com

A — —

d


www.PhonicsGarden.com





C \_\_\_\_\_

se



www.PhonicsGarden.com

C \_\_\_\_\_


k



www.PhonicsGarden.com

C \_\_\_\_\_

p



www.PhonicsGarden.com

C \_\_\_\_\_

p



www.PhonicsGarden.com

C \_\_\_\_\_

t



www.PhonicsGarden.com

C \_\_\_\_\_

d



www.PhonicsGarden.com

After you have finished assembling your word wheel, practice writing each word as you spin the wheel. Spin, read, and write your new words!

Write each /ee/ word from your flip-book 2 times each.

meet

\_\_\_\_\_

-----

\_\_\_\_\_

-----

\_\_\_\_\_

deer

\_\_\_\_\_

-----

\_\_\_\_\_

-----

\_\_\_\_\_

cheese

\_\_\_\_\_

-----

\_\_\_\_\_

-----

\_\_\_\_\_

cheek

\_\_\_\_\_

-----

\_\_\_\_\_

-----

\_\_\_\_\_

jeep

\_\_\_\_\_

-----

\_\_\_\_\_

-----

\_\_\_\_\_

seed

\_\_\_\_\_

-----

\_\_\_\_\_

-----

\_\_\_\_\_

sweet

\_\_\_\_\_

-----

\_\_\_\_\_

-----

\_\_\_\_\_

sheep

\_\_\_\_\_

-----

\_\_\_\_\_

-----

\_\_\_\_\_



C \_\_\_\_\_

r




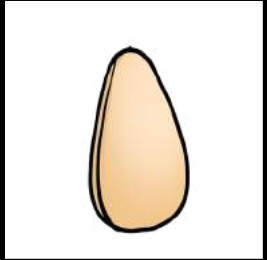






C \_\_\_\_\_

t



Directions: Cut out the letters and build the words to match the pictures.

# See It! Build It!

		ee				ee	
			p				
		ee					k
	m	ee			sw		t

Directions: Draw and write two of your own /ee/ words in the boxes below.

--	--	--	--	--	--	--	--

d r j ee p sh t s ch d ee se ch

ee

ee


Directions: Read the sentence  
and match the picture to it.

# Match It!

Set 1




It is a big sheep.



She has two cheeks.



I wanted to meet him.



It was very sweet.






Directions: Draw and write your own /ee/ word sentence.

\_\_\_\_\_

-----

\_\_\_\_\_

-----






Directions: Read the sentence and match the picture to it.

# Match It!

Set 2




It is a small seed.




It was a brown deer.



It is an orange jeep.



It is a small piece of cheese.






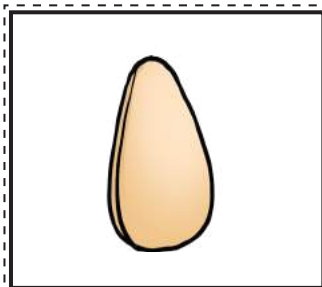
Directions: Draw and write your own /ee/ word sentence.

\_\_\_\_\_

-----

\_\_\_\_\_

-----



Directions: Read the sentence and write the missing word in the blank. Use the pictures to help you.


Set 1

# FILL IT!

1 I can drive my \_\_\_\_\_.



2 It's a small piece of \_\_\_\_\_.



3 It was a \_\_\_\_\_.



4 It is an apple \_\_\_\_\_.



5 Directions: Draw and write your own /ee/ word sentence.

\_\_\_\_\_

-----

\_\_\_\_\_


jeep    seed    cheese    deer

Set 2


Directions: Read the sentence and write the missing word in the blank. Use the pictures to help you.

# FILL IT!


1 It is a white \_\_\_\_\_.




2 I kiss him on the \_\_\_\_\_.



3 I will \_\_\_\_\_ them.



4 It is a \_\_\_\_\_ candy.




5 Directions: Draw and write your own /ee/ word sentence.




cheek    sheep    meet    sweet

Directions: Trace the words  
and draw a matching picture.


ee DRAW IT!




meat




cheese




seed




jeep




deer




cheek



cheese




deer




sheep



jeep




sweet



seed

Directions: Look at the pictures and write the word that matches.


# ee WRITE IT!



\_\_\_\_\_

\_\_\_\_\_


\_\_\_\_\_



\_\_\_\_\_

\_\_\_\_\_

\_\_\_\_\_



\_\_\_\_\_

\_\_\_\_\_


\_\_\_\_\_



\_\_\_\_\_

\_\_\_\_\_

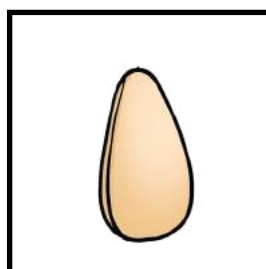
\_\_\_\_\_



\_\_\_\_\_

\_\_\_\_\_


\_\_\_\_\_



\_\_\_\_\_

\_\_\_\_\_


\_\_\_\_\_



\_\_\_\_\_

\_\_\_\_\_

\_\_\_\_\_




\_\_\_\_\_

\_\_\_\_\_

\_\_\_\_\_


Directions: Draw and write your own /ee/ words.



\_\_\_\_\_

\_\_\_\_\_


\_\_\_\_\_



\_\_\_\_\_

\_\_\_\_\_


\_\_\_\_\_



\_\_\_\_\_

\_\_\_\_\_

\_\_\_\_\_



\_\_\_\_\_

\_\_\_\_\_

\_\_\_\_\_

Directions: Circle the words that belong with the /ee/ Letter Blend.

CIRCLE IT!

meet



spring

seed

hang

jeep

song

seed

swing

cheek

wing

cheese

sheep

sweet

ring

strong

meet

deer

Directions: Draw a line to connect the picture with the word it matches.

# CONNECT IT

a




1. cheek

b



2. seed

c




3. meet

d



4. sheep

e




5. sweet

f



6. deer

g



7. jeep

h



8. cheese







Choose words from today's lesson. Write and draw them below.

1.

Word: \_\_\_\_\_

\_\_\_\_\_

\_\_\_\_\_

2.

Word: \_\_\_\_\_

\_\_\_\_\_

\_\_\_\_\_

3.

Word: \_\_\_\_\_

\_\_\_\_\_

\_\_\_\_\_

4.

Word: \_\_\_\_\_

\_\_\_\_\_

\_\_\_\_\_

Choose words from today's lesson. Write and draw them below.

1.

Word:

\_\_\_\_\_  
-----  
\_\_\_\_\_

2.

Word:

\_\_\_\_\_  
-----  
\_\_\_\_\_

3.

Word:

\_\_\_\_\_  
-----  
\_\_\_\_\_

4.

Word:

\_\_\_\_\_  
-----  
\_\_\_\_\_

# I Can Read and Match

Trace each word, then match them to the correct picture.

sweet

1

a



deer

2

b



jeep

3

c



sheep

4

d



cheek

5

e



meet

6

f



cheese

7

g



seed

8

h



Draw and write a story using as many words from the right as you can!

A large rectangular box for drawing and writing a story. The box is divided into several horizontal sections by solid top and bottom lines, with a dashed middle line in each section for handwriting practice.



meet



seed



sheep



cheek



cheese



deer



sweet



jeep

Draw and write two sentences using some of the words to the right.

Large empty box for drawing and writing.

Two sets of handwriting lines, each consisting of a solid top line, a dashed middle line, and a solid bottom line.



meet



seed



sheep



cheek



cheese



deer



sweet



jeep



Circle the correct word and write it on the line. Add a full-stop period to each sentence.

1.



meet

seed

It is a small \_\_\_\_\_

2.



seed

sweet

This candy is \_\_\_\_\_

3.



cheek

deer

It is a red \_\_\_\_\_

4.



deer

sheep

It is a white \_\_\_\_\_

5.



sheep

jeep

I drive a \_\_\_\_\_

6.



meet

cheese

Nice to \_\_\_\_\_ you.

7.

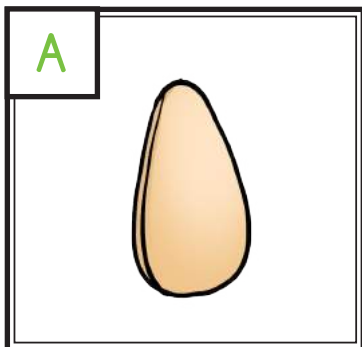


cheese

meet

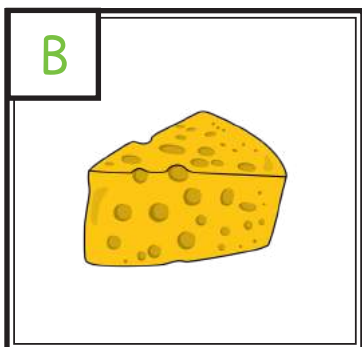
We ate \_\_\_\_\_

Match the pictures to their sentences by writing the correct letters in the box.



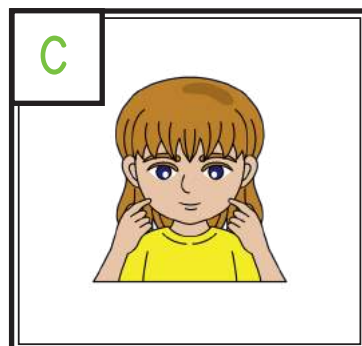

It is an orange jeep.

It is a small seed.





I wanted to meet him.

It is a small piece of cheese.






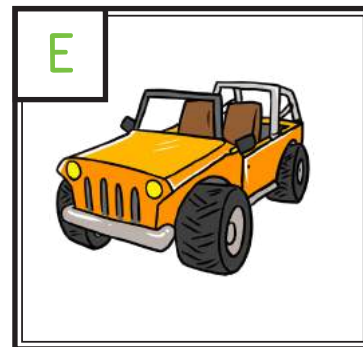

It was very sweet.

It was a brown deer.




It is a big sheep.

She has two cheeks.



Write a great sentence of your own on the lines below.

---



---



---



---



---




---





Cut and paste the words on the right in alphabet order.

Cut &  
Paste



seed



deer



jeep



cheese



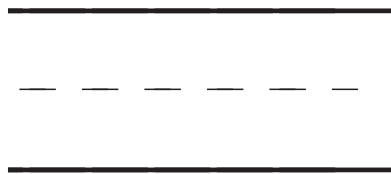
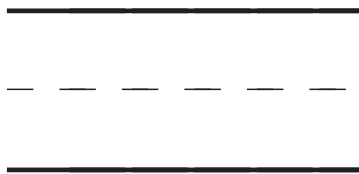

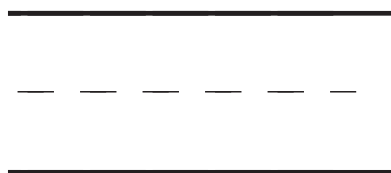
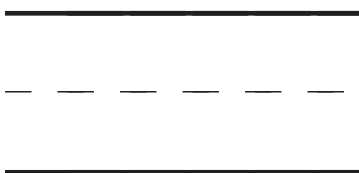
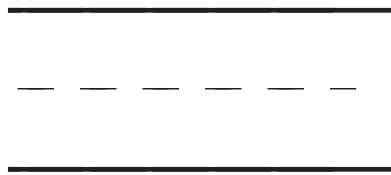
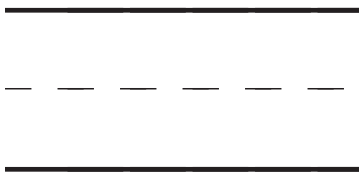

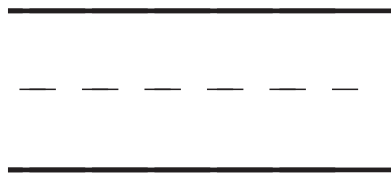
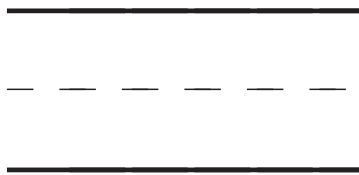
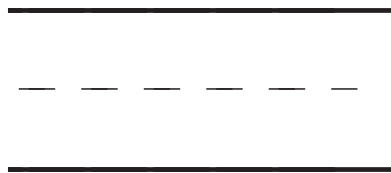
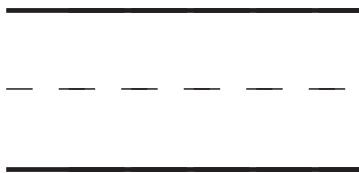
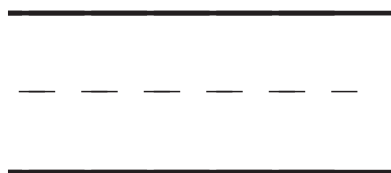
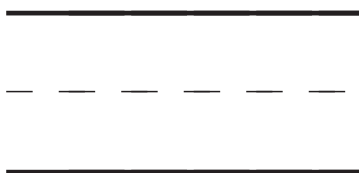

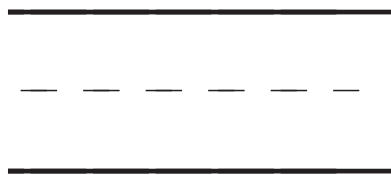
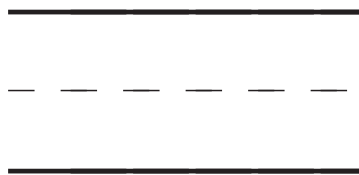

meet



cheek



sweet





Cut and paste the pictures. Then write each word 2 times each.

seed

seed


Handwriting practice lines for the word 'seed', consisting of a solid top line, a dashed middle line, and a solid bottom line, with two sets of lines provided.



deer

deer

Handwriting practice lines for the word 'deer', consisting of a solid top line, a dashed middle line, and a solid bottom line, with two sets of lines provided.



meet

meet

Handwriting practice lines for the word 'meet', consisting of a solid top line, a dashed middle line, and a solid bottom line, with two sets of lines provided.



sweet

sweet

Handwriting practice lines for the word 'sweet', consisting of a solid top line, a dashed middle line, and a solid bottom line, with two sets of lines provided.



jeep

jeep

Handwriting practice lines for the word 'jeep', consisting of a solid top line, a dashed middle line, and a solid bottom line, with two sets of lines provided.



cheese

cheese

Handwriting practice lines for the word 'cheese', consisting of a solid top line, a dashed middle line, and a solid bottom line, with two sets of lines provided.



cheek

cheek

Handwriting practice lines for the word 'cheek', consisting of a solid top line, a dashed middle line, and a solid bottom line, with two sets of lines provided.



Blank box for student name

Cut and paste the pictures. Then write each word 2 times each.

seed

seed

Handwriting lines for the word 'seed'

cheese

cheese

Handwriting lines for the word 'cheese'

sweet

sweet

Handwriting lines for the word 'sweet'

meet

meet

Handwriting lines for the word 'meet'

jeep

jeep

Handwriting lines for the word 'jeep'

deer



deer

Handwriting lines for the word 'deer'

cheek

cheek

Handwriting lines for the word 'cheek'



Sort the words to make a great sentence on the lines below.

them.

I

will



meet

www.PhonicsGarden.com

\_\_\_\_\_

-----

\_\_\_\_\_

-----

\_\_\_\_\_

Write a sentence of your own about the picture.

\_\_\_\_\_

-----

\_\_\_\_\_

-----

\_\_\_\_\_



Sort the words to make a great sentence on the lines below.

Don't

cheek.



my

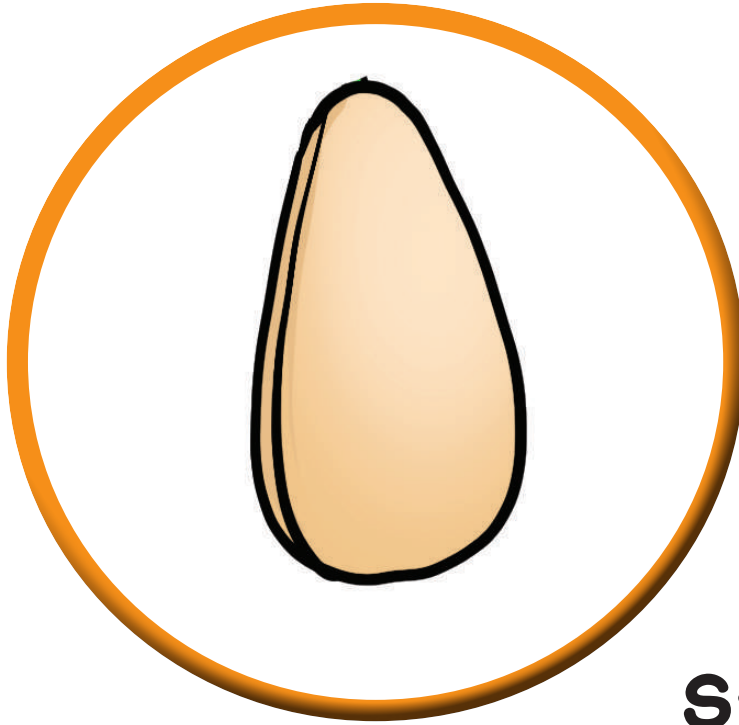
touch

Write a sentence of your own about the picture.

Sort the words to make a great sentence on the lines below.

is

It



apple

an

seed.

www.PhonicsGarden.com

\_\_\_\_\_

-----

\_\_\_\_\_

-----

\_\_\_\_\_

Write a sentence of your own about the picture.

\_\_\_\_\_

-----

\_\_\_\_\_

-----


\_\_\_\_\_

Sort the words to make a great sentence on the lines below.

The

has

hair.



very

sheep

long

www.PhonicsGarden.com

\_\_\_\_\_

-----

\_\_\_\_\_

-----

\_\_\_\_\_

Write a sentence of your own about the picture.

\_\_\_\_\_

-----

\_\_\_\_\_


-----

\_\_\_\_\_

Sort the words to make a great sentence on the lines below.

fast.

The



very

runs

deer

www.PhonicsGarden.com

\_\_\_\_\_

-----

\_\_\_\_\_

-----

\_\_\_\_\_

Write a sentence of your own about the picture.

\_\_\_\_\_

-----

\_\_\_\_\_

-----

\_\_\_\_\_

Sort the words to make a great sentence on the lines below.

jeep

This



tires.

has

big

www.PhonicsGarden.com

\_\_\_\_\_

-----

\_\_\_\_\_

-----

\_\_\_\_\_

Write a sentence of your own about the picture.

\_\_\_\_\_

-----

\_\_\_\_\_

-----


\_\_\_\_\_

Sort the words to make a great sentence on the lines below.

It's

cheese.

of



piece

a

small

www.PhonicsGarden.com

\_\_\_\_\_

-----

\_\_\_\_\_

-----

\_\_\_\_\_

Write a sentence of your own about the picture.

\_\_\_\_\_

-----

\_\_\_\_\_


-----

\_\_\_\_\_

Sort the words to make a great sentence on the lines below.

**This**

**is**



**very**

**candy**

**sweet.**

www.PhonicsGarden.com



Write a sentence of your own about the picture.



# Say, Spell, Cut and Paste

ee  
Word Spelling

Say, Trace, Cut & Paste, and Spell each picture word correctly.



--	--

--	--

www.PhonicsGarden.com



--	--

--	--

Trace on the inside of the letters. Then cut them out and glue them down to spell the pictures above.

s

d

eer

eep

sh

j

eep

eed

# Say, Spell, Cut and Paste

ee  
Word Spelling

Say, Trace, Cut & Paste, and Spell each picture word correctly.



--	--


www.PhonicsGarden.com



--	--



--	--












--	--

Trace on the inside of the letters. Then cut them out and glue them down to spell the pictures above.

m	ch	eese	eet
ch	ch	eet	eek



Look at each picture. Circle the correct word..

<p>1</p>  <p>deer seed cheek</p>	<p>2</p>  <p>cheek seed meet</p>	<p>3</p>  <p>cheese meet seed</p>
<p>4</p>  <p>jeep sweet sheep</p>	<p>5</p>  <p>sheep cheese deer</p>	<p>6</p>  <p>seed cheek cheese</p>
<p>7</p>  <p>seed sheep jeep</p>	<p>8</p>  <p>seed cheek meet</p>	<p>9</p>  <p>meet seed cheek</p>
<p>meet      to      I      wanted      her.</p>		

Sort the words above to make a great sentence below.

\_\_\_\_\_

-----

\_\_\_\_\_

-----

\_\_\_\_\_

# See, Say, and Spell - ee

Write the correct letter blend to complete the words below.

meet seed deer jeep cheese sweet sheep cheek



d \_ \_ r




spri \_ \_



ch \_ \_ k



j \_ \_ p



so \_ \_



sw \_ \_ t



wi \_ \_



sh \_ \_ p



ri \_ \_



s \_ \_ d



swi \_ \_



stro \_ \_



m \_ \_ t



ha \_ \_



ch \_ \_ se

# See, Say, and Spell - ee

Write the missing letters to complete the words below.

meet seed deer jeep cheese sweet sheep cheek



\_\_\_ ee \_\_\_




\_\_\_ ng



\_\_\_ ee \_\_\_



\_\_\_ ee \_\_\_



\_\_\_ ng



\_\_\_ ee \_\_\_



\_\_\_ ng



\_\_\_ ee \_\_\_



\_\_\_ ng



\_\_\_ ee \_\_\_



\_\_\_ ng



\_\_\_ ng



\_\_\_ ee \_\_\_




\_\_\_ ng




\_\_\_ ee \_\_\_

# MEMORY GAME



www.PhonicsGarden.com



www.PhonicsGarden.com



www.PhonicsGarden.com




www.PhonicsGarden.com




www.PhonicsGarden.com




www.PhonicsGarden.com



www.PhonicsGarden.com










www.PhonicsGarden.com



www.PhonicsGarden.com



# MEMORY GAME



# MEMORY GAME



**seed**

[www.PhonicsGarden.com](http://www.PhonicsGarden.com)

**seed**

[www.PhonicsGarden.com](http://www.PhonicsGarden.com)

**deer**

[www.PhonicsGarden.com](http://www.PhonicsGarden.com)

**deer**

[www.PhonicsGarden.com](http://www.PhonicsGarden.com)

**jeep**

[www.PhonicsGarden.com](http://www.PhonicsGarden.com)

**jeep**

[www.PhonicsGarden.com](http://www.PhonicsGarden.com)

**cheese**

[www.PhonicsGarden.com](http://www.PhonicsGarden.com)

**cheese**

[www.PhonicsGarden.com](http://www.PhonicsGarden.com)

**sheep**

[www.PhonicsGarden.com](http://www.PhonicsGarden.com)



# MEMORY GAME



**sheep**

[www.PhonicsGarden.com](http://www.PhonicsGarden.com)

**cheek**

[www.PhonicsGarden.com](http://www.PhonicsGarden.com)

**cheek**

[www.PhonicsGarden.com](http://www.PhonicsGarden.com)

**meet**

[www.PhonicsGarden.com](http://www.PhonicsGarden.com)

**meet**

[www.PhonicsGarden.com](http://www.PhonicsGarden.com)

**sweet**

[www.PhonicsGarden.com](http://www.PhonicsGarden.com)


**sweet**

[www.PhonicsGarden.com](http://www.PhonicsGarden.com)

[www.PhonicsGarden.com](http://www.PhonicsGarden.com)


[www.PhonicsGarden.com](http://www.PhonicsGarden.com)

# FLASH CARDS



**seed**

[www.PhonicsGarden.com](http://www.PhonicsGarden.com)



**seed**

[www.PhonicsGarden.com](http://www.PhonicsGarden.com)



**deer**

[www.PhonicsGarden.com](http://www.PhonicsGarden.com)



**deer**

[www.PhonicsGarden.com](http://www.PhonicsGarden.com)




**jeep**

[www.PhonicsGarden.com](http://www.PhonicsGarden.com)




**jeep**

[www.PhonicsGarden.com](http://www.PhonicsGarden.com)




**cheese**

[www.PhonicsGarden.com](http://www.PhonicsGarden.com)



**cheese**


[www.PhonicsGarden.com](http://www.PhonicsGarden.com)



**sheep**

[www.PhonicsGarden.com](http://www.PhonicsGarden.com)

# FLASH CARDS




**sheep**

[www.PhonicsGarden.com](http://www.PhonicsGarden.com)



**cheek**

[www.PhonicsGarden.com](http://www.PhonicsGarden.com)



**cheek**

[www.PhonicsGarden.com](http://www.PhonicsGarden.com)



**meet**

[www.PhonicsGarden.com](http://www.PhonicsGarden.com)



**meet**

[www.PhonicsGarden.com](http://www.PhonicsGarden.com)



**sweet**

[www.PhonicsGarden.com](http://www.PhonicsGarden.com)



**sweet**

[www.PhonicsGarden.com](http://www.PhonicsGarden.com)

[www.PhonicsGarden.com](http://www.PhonicsGarden.com)

[www.PhonicsGarden.com](http://www.PhonicsGarden.com)