

Cut slits on the dotted lines.

PhonicsGarden

1




2



3



www.PhonicsGarden.com





sw sc an ar mp ck

sp sk i u t nk

st sm or o y ke

sn st a ir ck

1

1

2

2

3

3

Cut out the pieces on the dotted lines.



s	w	u	m
p	s	p	i
t	s	t	o
r	y	s	n
a	c	k	f
e	a	r	t

# I Can Read & Make a Sentence #1

Read, trace, and write the word. Glue the words and pictures where they belong.

swamp spit story snack

The \_\_\_\_\_ is murky.

The boy \_\_\_\_\_ the seeds.

The kids read a \_\_\_\_\_.

The kids eat a \_\_\_\_\_.



swamp

spit

story

snack



# I Can Read & Make a Sentence #2

Read, trace, and write the word. Glue the words and pictures where they belong.

scarf skunk smoke stir

The \_\_\_\_\_ is very warm.

The \_\_\_\_\_ is black and white.

The fire has \_\_\_\_\_.

She can \_\_\_\_\_ the pot.



scarf skunk  
smoke stir



Trace each word, then match them to the correct picture.



1. swamp

2. spit

3. story

4. snack

5. scarf

6. skunk

7. smoke

8. stir


Choose a word from above and make a great sentence below!

Handwriting practice lines consisting of solid top and bottom lines with a dashed middle line.



Draw a line to match the word to its correct picture.

Circle the consonant blends you find at the start of each word.



swamp



spit



story



snack



scarf



skunk



smoke



stir

Choose one or two words from above and make a great sentence below.

\_\_\_\_\_

\_\_\_\_\_

\_\_\_\_\_


\_\_\_\_\_

\_\_\_\_\_

Add the missing letters.

Write the words on the lines below.

**blends**  
Word Spelling



\_\_\_ amp



\_\_\_ it



\_\_\_ arf



\_\_\_ unk



\_\_\_ ory



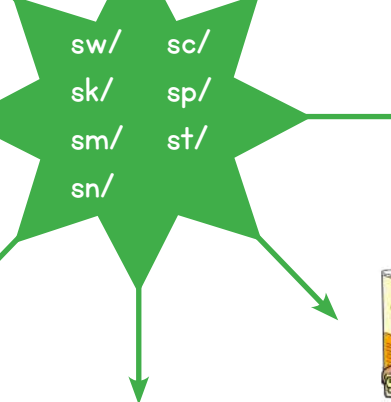
\_\_\_ oke



\_\_\_ ack



\_\_\_ ir



1. swamp

2. \_\_\_\_\_

3. \_\_\_\_\_

4. \_\_\_\_\_

5. \_\_\_\_\_

6. \_\_\_\_\_

7. \_\_\_\_\_

8. \_\_\_\_\_

Choose one or two words from above and make a great sentence below.

\_\_\_\_\_

\_\_\_\_\_










\_\_\_\_\_

\_\_\_\_\_

\_\_\_\_\_



Fill in the missing letters to write each word correctly.

<p>1</p>  <p>_____</p> <p>s v m p</p>	<p>2</p>  <p>_____</p> <p>s p t</p>	<p>3</p>  <p>_____</p> <p>s t r y</p>
<p>4</p>  <p>_____</p> <p>s n c k</p>	<p>5</p>  <p>_____</p> <p>s c r f</p>	<p>6</p>  <p>_____</p> <p>s k n k</p>
<p>7</p>  <p>_____</p> <p>s m k e</p>	<p>8</p>  <p>_____</p> <p>s t r</p>	<p>9</p> 
<p>reads a story book.</p>		<p>The boy</p>

Sort the words above to make a complete sentence below.










\_\_\_\_\_

\_\_\_\_\_

\_\_\_\_\_

\_\_\_\_\_

Fill in the missing letters to write each word correctly.

<p>1</p>  <p>_____</p> <p>s w a m</p>	<p>2</p>  <p>_____</p> <p>p i t</p>	<p>3</p>  <p>_____</p> <p>t o r y</p>
<p>4</p>  <p>_____</p> <p>n a c k</p>	<p>5</p>  <p>_____</p> <p>s c a r</p>	<p>6</p>  <p>_____</p> <p>k u n k</p>
<p>7</p>  <p>_____</p> <p>m o k e</p>	<p>8</p>  <p>_____</p> <p>t i r</p>	<p>9</p> 
<p>The            dirty.            swamp            is            very</p>		

Sort the words above to make a complete sentence below.

\_\_\_\_\_














\_\_\_\_\_

\_\_\_\_\_

\_\_\_\_\_

# I Can Read and Match

Read, trace, and write the word. Circle the picture that matches.

swamp	<div style="border: 1px solid black; width: 100%; height: 100%; display: flex; justify-content: space-between;"> <div style="border: 1px solid black; width: 20%; height: 20px;"></div> <div style="border: 1px solid black; width: 20%; height: 20px;"></div> <div style="border: 1px solid black; width: 20%; height: 20px;"></div> <div style="border: 1px solid black; width: 20%; height: 20px;"></div> <div style="border: 1px solid black; width: 20%; height: 20px;"></div> </div>	 
spit	<div style="border: 1px solid black; width: 100%; height: 100%; display: flex; justify-content: space-between;"> <div style="border: 1px solid black; width: 15%; height: 20px;"></div> <div style="border: 1px solid black; width: 15%; height: 20px;"></div> <div style="border: 1px solid black; width: 20%; height: 20px;"></div> <div style="border: 1px solid black; width: 20%; height: 20px;"></div> </div>	 
story	<div style="border: 1px solid black; width: 100%; height: 100%; display: flex; justify-content: space-between;"> <div style="border: 1px solid black; width: 15%; height: 20px;"></div> <div style="border: 1px solid black; width: 15%; height: 20px;"></div> <div style="border: 1px solid black; width: 20%; height: 20px;"></div> <div style="border: 1px solid black; width: 20%; height: 20px;"></div> <div style="border: 1px solid black; width: 20%; height: 20px;"></div> </div>	 <div style="border: 1px solid black; padding: 5px; width: fit-content;"> <math>5+7=12</math>  <math>9+6=?</math> </div>
snack	<div style="border: 1px solid black; width: 100%; height: 100%; display: flex; justify-content: space-between;"> <div style="border: 1px solid black; width: 15%; height: 20px;"></div> <div style="border: 1px solid black; width: 15%; height: 20px;"></div> <div style="border: 1px solid black; width: 15%; height: 20px;"></div> <div style="border: 1px solid black; width: 15%; height: 20px;"></div> <div style="border: 1px solid black; width: 20%; height: 20px;"></div> </div>	 
scarf	<div style="border: 1px solid black; width: 100%; height: 100%; display: flex; justify-content: space-between;"> <div style="border: 1px solid black; width: 15%; height: 20px;"></div> <div style="border: 1px solid black; width: 15%; height: 20px;"></div> <div style="border: 1px solid black; width: 15%; height: 20px;"></div> <div style="border: 1px solid black; width: 15%; height: 20px;"></div> <div style="border: 1px solid black; width: 20%; height: 20px;"></div> </div>	 
skunk	<div style="border: 1px solid black; width: 100%; height: 100%; display: flex; justify-content: space-between;"> <div style="border: 1px solid black; width: 15%; height: 20px;"></div> <div style="border: 1px solid black; width: 15%; height: 20px;"></div> <div style="border: 1px solid black; width: 20%; height: 20px;"></div> <div style="border: 1px solid black; width: 20%; height: 20px;"></div> <div style="border: 1px solid black; width: 20%; height: 20px;"></div> </div>	 
smoke	<div style="border: 1px solid black; width: 100%; height: 100%; display: flex; justify-content: space-between;"> <div style="border: 1px solid black; width: 15%; height: 20px;"></div> <div style="border: 1px solid black; width: 15%; height: 20px;"></div> <div style="border: 1px solid black; width: 15%; height: 20px;"></div> <div style="border: 1px solid black; width: 20%; height: 20px;"></div> <div style="border: 1px solid black; width: 20%; height: 20px;"></div> </div>	 

# I Can Read and Match

Trace each word, then match them to the correct picture.

swamp

1

a



spit

2

b



story

3

c



snack

4

d



scarf

5

e



skunk

6

f



smoke

7

g




stir

8

h







Draw and write three sentences using some of the words to the right.

---

---

---

---

---

---

---

---

---

swamp



spit



story



snack



scarf



skunk



smoke



stir



Circle the correct word and write it on the line. Add a full-stop period to each sentence.



swamp

It is a \_\_\_\_\_

swim



spit

The man \_\_\_\_\_

spot



story

The \_\_\_\_\_ is long

store



snack

It is a yummy \_\_\_\_\_

snap



scarf

He has a blue \_\_\_\_\_

scare



skunk

The \_\_\_\_\_ is stinky

skirt




smoke

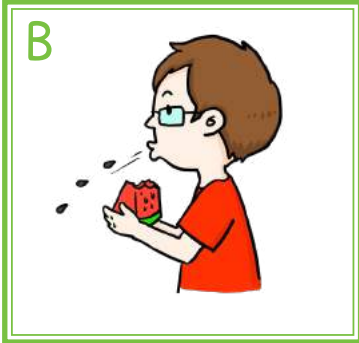

The \_\_\_\_\_ is gray

smack


Match the pictures to their sentences by writing the correct letters in the box.



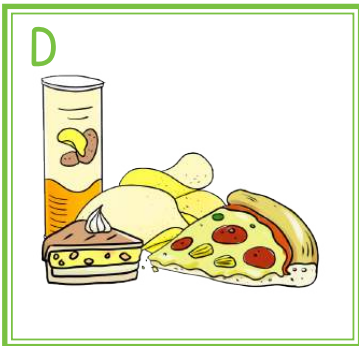
- The swamp is murky.
- The desert is dry.



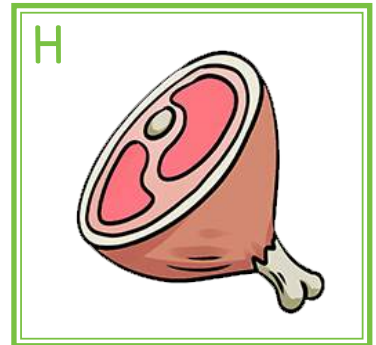
- The hippo does not spit.
- The man is spitting.



- The small story is nice.
- The story is on the mat.



- Ham is a big snack.
- Those are a lot of snacks.



Write a great sentence of your own on the lines below.

---



---



---


---



































---



---

Use the word box to help you answer each question below.

<p>1. This place is very wet.</p>  <p>_____</p>	<p>2. What does the boy do?</p>  <p>_____</p>	<p>3. The book is a _____.</p>  <p>_____</p>	<p>4. We eat this at school.</p>  <p>_____</p>								
<p>5. This keeps our neck warm.</p>  <p>_____</p>	<p>6. It's a very stinky animal.</p>  <p>_____</p>	<p>7. A fire makes this.</p>  <p>_____</p>	<p>8. We do this to mix.</p>  <p>_____</p>								
<p>Word Box</p> <table style="width: 100%; text-align: center;"> <tr> <td> swamp</td> <td> spit</td> <td> story</td> <td> snack</td> </tr> <tr> <td> scarf</td> <td> skunk</td> <td> smoke</td> <td> stir</td> </tr> </table>				 swamp	 spit	 story	 snack	 scarf	 skunk	 smoke	 stir
 swamp	 spit	 story	 snack								
 scarf	 skunk	 smoke	 stir								

Write a great sentence of your own on the lines below.

\_\_\_\_\_

\_\_\_\_\_

\_\_\_\_\_

\_\_\_\_\_

\_\_\_\_\_

Name \_\_\_\_\_ Date \_\_\_\_\_

Sort the words to make a great sentence on the lines below.

is

swamp



The

murky.

www.PhonicsGarden.com

\_\_\_\_\_

\_\_\_\_\_

\_\_\_\_\_

\_\_\_\_\_

\_\_\_\_\_

Write a sentence of your own about the picture.

\_\_\_\_\_

\_\_\_\_\_

\_\_\_\_\_


\_\_\_\_\_

\_\_\_\_\_

Sort the words to make a great sentence on the lines below.

The

boy



spits

the

seeds.

www.PhonicsGarden.com

---

---

---

---

---

---

---

---

Write a sentence of your own about the picture.

---

---

---

---

---

---

---

---

Sort the words to make a great sentence on the lines below.

read

story.

a



The

kids

www.PhonicsGarden.com

\_\_\_\_\_

-----

\_\_\_\_\_

-----

\_\_\_\_\_

Write a sentence of your own about the picture.

\_\_\_\_\_

-----

\_\_\_\_\_

-----


\_\_\_\_\_



Sort the words to make a great sentence on the lines below.

kids

eat



a

snack.

The

www.PhonicsGarden.com

\_\_\_\_\_

-----

\_\_\_\_\_

-----

\_\_\_\_\_

Write a sentence of your own about the picture.

\_\_\_\_\_

-----

\_\_\_\_\_

-----

\_\_\_\_\_

Sort the words to make a great sentence on the lines below.

warm.

very

is



The

scarf

\_\_\_\_\_

-----

\_\_\_\_\_

-----

\_\_\_\_\_

Write a sentence of your own about the picture.

\_\_\_\_\_

-----

\_\_\_\_\_

-----

\_\_\_\_\_

Sort the words to make a great sentence on the lines below.

black

white.

is



skunk

and

The

www.PhonicsGarden.com

\_\_\_\_\_

-----

\_\_\_\_\_

-----

\_\_\_\_\_

Write a sentence of your own about the picture.

\_\_\_\_\_

-----

\_\_\_\_\_

-----

\_\_\_\_\_

Sort the words to make a great sentence on the lines below.

smoke.

fire



has

The

www.PhonicsGarden.com

\_\_\_\_\_

-----

\_\_\_\_\_

-----

\_\_\_\_\_

Write a sentence of your own about the picture.

\_\_\_\_\_

-----

\_\_\_\_\_

-----

\_\_\_\_\_

Sort the words to make a great sentence on the lines below.

the

stir



can

She

pot.

www.PhonicsGarden.com

\_\_\_\_\_

-----

\_\_\_\_\_

-----

\_\_\_\_\_

Write a sentence of your own about the picture.

\_\_\_\_\_

-----

\_\_\_\_\_

-----

\_\_\_\_\_

# I Say, Spell, Cut and Paste

**blends**  
Word Spelling

Say, Trace, Cut & Paste, and Spell each picture word correctly.



--	--

www.PhonicsGarden.com



--	--



--	--



--	--

Trace on the inside of the letters. Then cut them out and glue them down to spell the pictures above.

sw sp amp

it

st sn ory

ack





# I Say, Spell, Cut and Paste

**blends**  
Word Spelling

Say, Trace, Cut & Paste, and Spell each picture word correctly.



--	--

www.PhonicsGarden.com



--	--



--	--



--	--

Trace on the inside of the letters. Then cut them out and glue them down to spell the pictures above.

sc sk arf










unk

sm st oke

ir



Look at each picture. Circle the correct word..

<p>1</p>  <p>swamp swim swore</p>	<p>2</p>  <p>spill spot spit</p>	<p>3</p>  <p>stand store story</p>
<p>4</p>  <p>snack snip snore</p>	<p>5</p>  <p>scarf scare scan</p>	<p>6</p>  <p>stock stand skunk</p>
<p>7</p>  <p>smoke spill smell</p>	<p>8</p>  <p>step Stan stir</p>	<p>9</p>  <p>snack sniff snail</p>
<p>my    I    a    dog    snack.    give</p>		

Sort the words above to make a great sentence below.

\_\_\_\_\_

-----

\_\_\_\_\_

-----

\_\_\_\_\_

# See, Say, and Spell - Blends

Write the correct letter blend to complete the words below.



\_\_\_\_\_ amp



\_\_\_\_\_ it



\_\_\_\_\_ ory



\_\_\_\_\_ ack



\_\_\_\_\_ arf



\_\_\_\_\_ unk



\_\_\_\_\_ oke



\_\_\_\_\_ ir



\_\_\_\_\_ op



\_\_\_\_\_ in



\_\_\_\_\_ ell



\_\_\_\_\_ eet



\_\_\_\_\_ ip



\_\_\_\_\_ oon



\_\_\_\_\_ irt