


ink



igloo



insect



fit

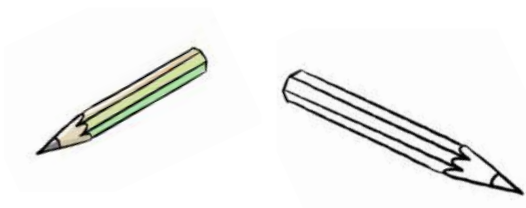


bin




Uppercase Letters

Writing the letter I

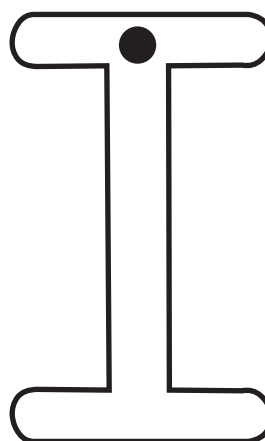
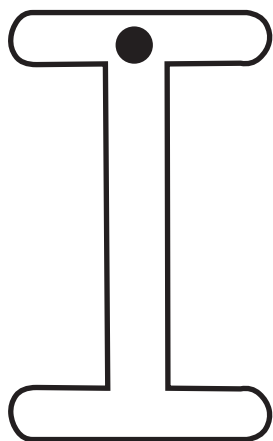


① I INK

The tip of the pencil has no ink.
Color the pencils.

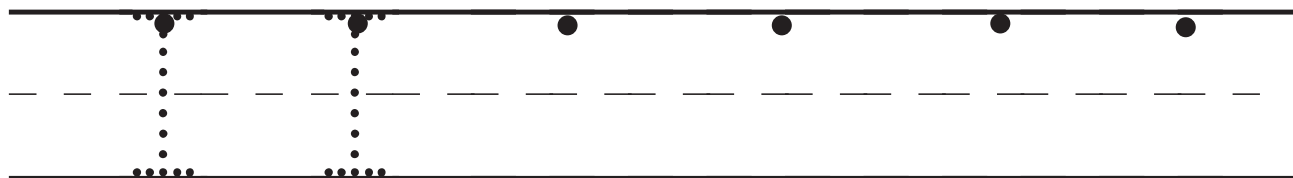


② Draw a line from the black dot (●)




③ Now trace the letter I on the lines below.

Then print the letter I yourself!



Lowercase Letters

Writing the letter i



- ① Circle the lowercase letter i in the sentence below.
Then draw a picture of the sentence.

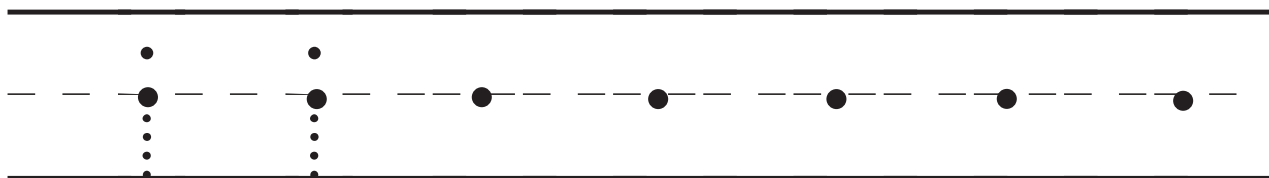
The bib is on the pig.

- ② Draw a line from the black dot (●)



- ③ Now trace the letter i on the lines below.

Then print the letter i yourself!



I i I i I i I i I i I i

I i i i i i i i

I i I i I i I i I i

i i i i i i i i i i

I i

In

Insect



I i I i I i I i I i I i

I I I I I I I I

i i i i i i i i i i i i

i i i i i i i i i i i i

ink

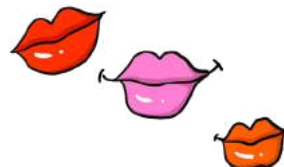
igloo

pig



Ii

Here are some picture-words containing the sound /i/.
Say the words and say the first sound of the words.



kid, ink, insect, dim, dig, fill, lip, fig, fix, mix, lick, lid, pig, fit



Trace the words below containing the sound /i/.

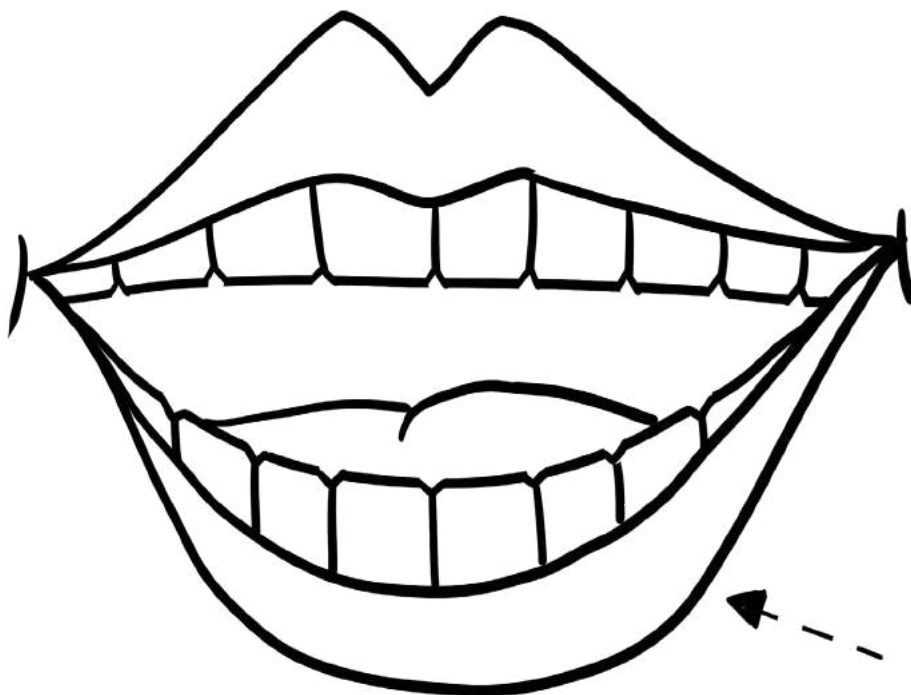
helicopter

insect

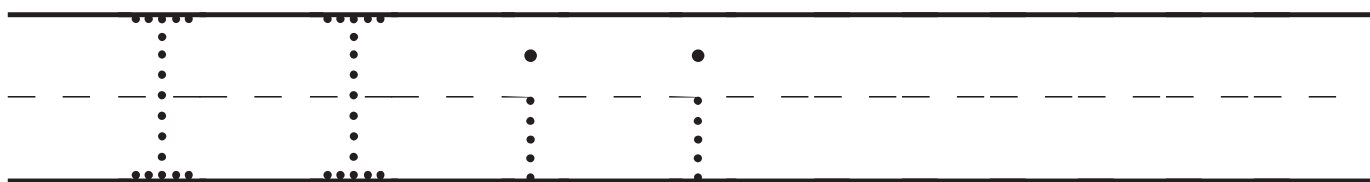
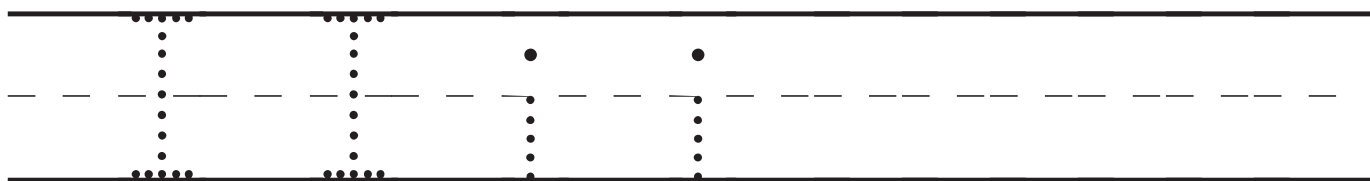
tip

fix

fish



Trace the dotted lines on the letter I. Then write your own I next to it! Repeat.



Write the letter I in the space below.



_____ n _____ k

Circle all the letter I in the words below.

is in
pig fish
with kid

Draw other things that have the /i/ sound in their names.



Circle all the letter /i:/ you can find.

It's raining, it's pouring;
The old man is snoring.
He bumped his head
And he went to bed
And he couldn't get up in the
morning .
Rain, rain, go away;
Come again another day;
Little Johnny wants to play.

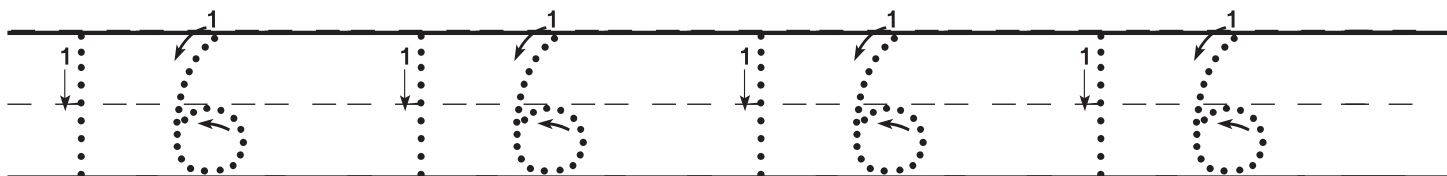
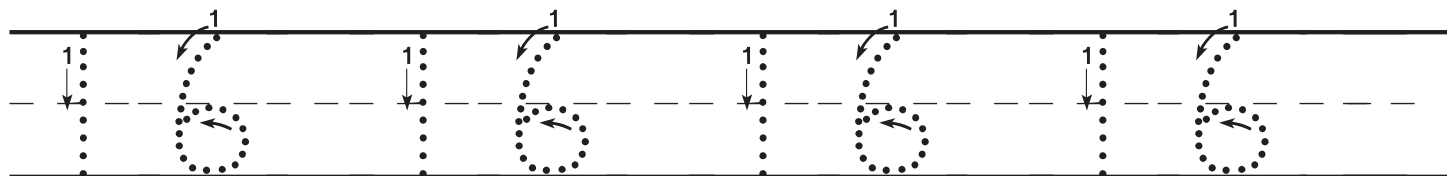
Rain, rain, go away!



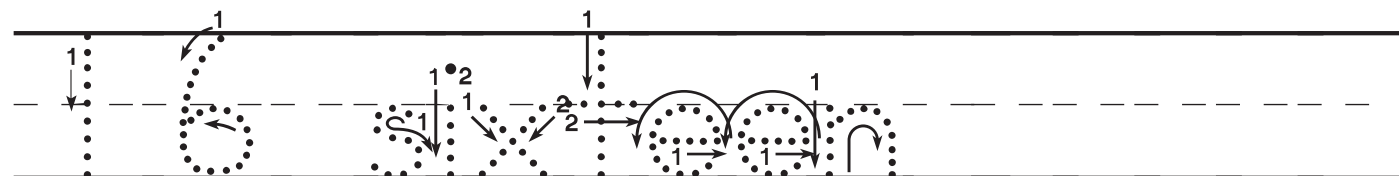
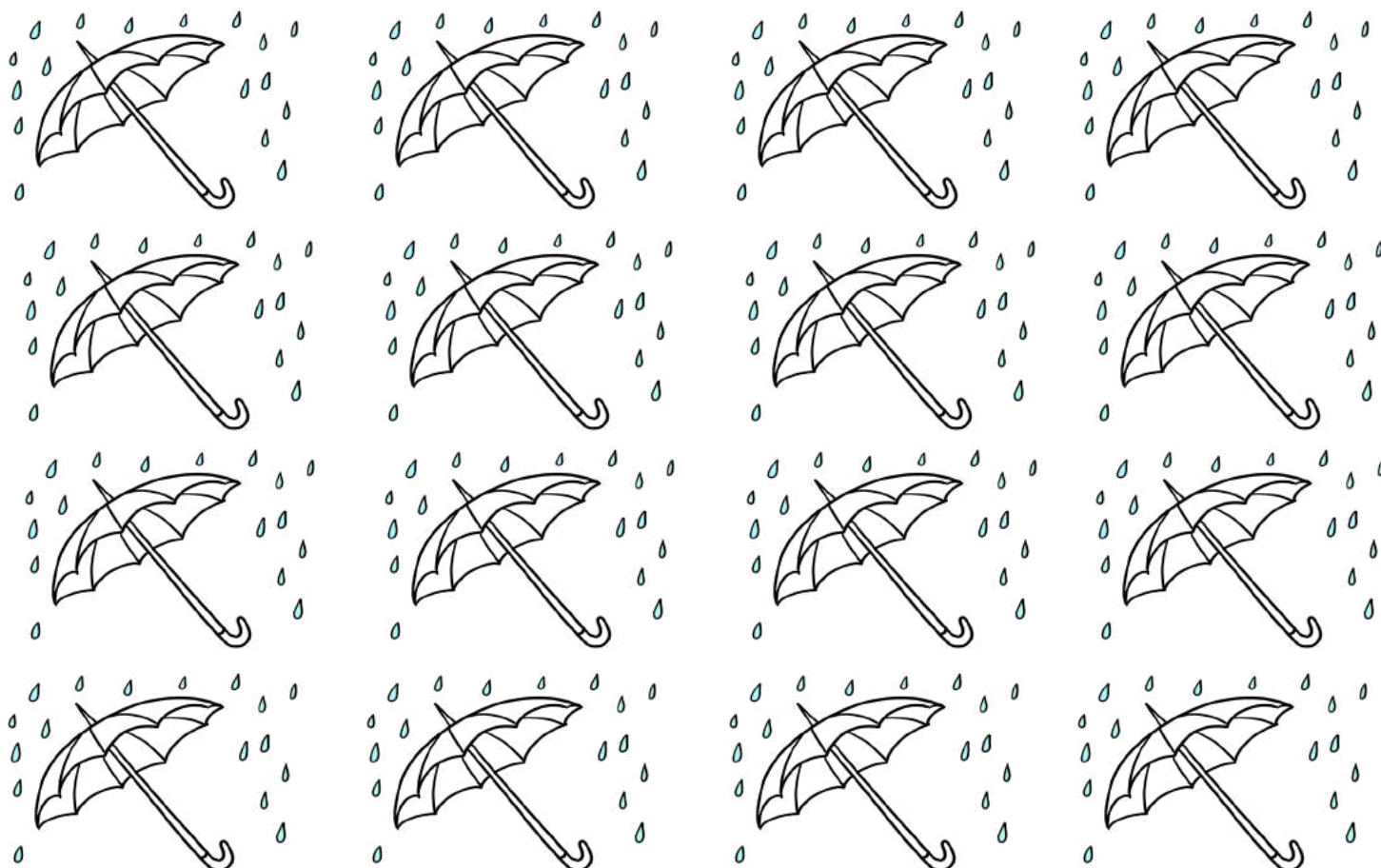
How many I's did you find?



16 sixteen



Count and color 16 umbrellas below.



Help the insect get to the igloo! Draw a path from the insect to the igloo by following the letter I.



g	F	f	g	I	I	I	a	I	I	i	I	D		
f	D	V	C	i	B	Y	T	r	g	i	f	y	i	g
q	F	s	D	I	N	g	F	H	f	i	o	D	i	D
g	a	C	I	i	H	p	d	h	J	I	x	d	I	C
c	I	I	i	p	F	i	i	I	I	i	w	e	I	D
D	i	x	c	E	g	i	o	r	F	w	h	a	i	a
C	I	I	i	i	I	I	K	N	D	t	D	p	i	s
o	K	E	o	j	g	e	c	l	h	F	f	l	I	d
i	I	i	I	I	p	f	q	V	f	d	d	h	I	z
I	G	c	Q	i	L	l	I	K	y	n	n	o	i	c
I	s	c	B	i	I	I	I	i	i	i	I	I	i	t
i	g	d	Y	E	L	m	m	D	p	n	x	k	J	g
I	a	f	o	p	j	g	g	G	D	b	b	H	d	f
i	B	t	z	y	p					F	H	d	A	z
i	I	I	i	i	i					h	b	D	u	E

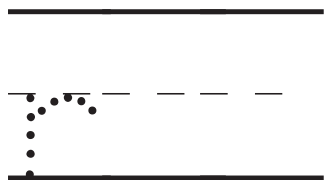


Tracing practice for the letter 'I' on a three-line grid (top, middle dashed, bottom). The first three 'I's are dotted for tracing, and the fourth is a solid black line.

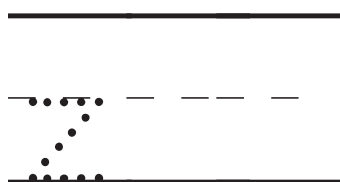


In each row, circle the picture that starts with the same letter you hear on the left.

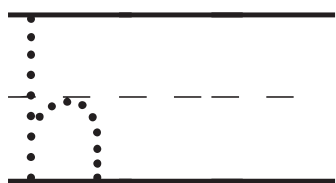
r



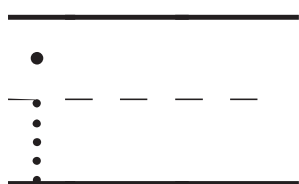
z



h




i



Write and Draw Sight Words

1. Look at the sight word, trace the dotted lines, then write it yourself!












fish

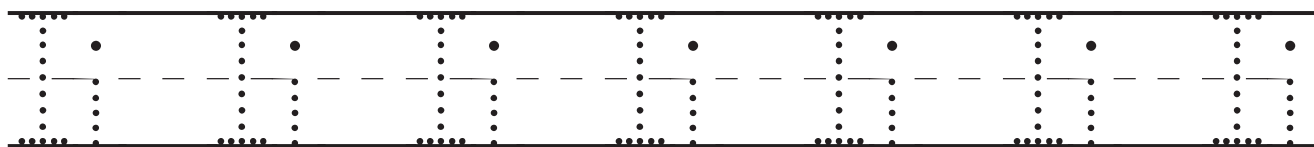
The _____ is big.

2. Draw a fish you can see in the sea.







A large, empty rectangular box with a black border, intended for the student to draw a fish.

Say the name of each picture. Listen for the sound that "I" makes. Where do you hear the sound? Is it in the beginning, middle or end? Color in the box you hear the /I/ sound in.

 <div style="display: flex; justify-content: space-around; border: 1px solid black; height: 50px; width: 100%;"></div>	 <div style="display: flex; justify-content: space-around; border: 1px solid black; height: 50px; width: 100%;"></div>	 <div style="display: flex; justify-content: space-around; border: 1px solid black; height: 50px; width: 100%;"></div>
 <div style="display: flex; justify-content: space-around; border: 1px solid black; height: 50px; width: 100%;"></div>	 <div style="display: flex; justify-content: space-around; border: 1px solid black; height: 50px; width: 100%;"></div>	 <div style="display: flex; justify-content: space-around; border: 1px solid black; height: 50px; width: 100%;"></div>
 <div style="display: flex; justify-content: space-around; border: 1px solid black; height: 50px; width: 100%;"></div>	 <div style="display: flex; justify-content: space-around; border: 1px solid black; height: 50px; width: 100%;"></div>	 <div style="display: flex; justify-content: space-around; border: 1px solid black; height: 50px; width: 100%;"></div>



Write an /i/ in the blank under the pictures that contain the letter "i".

<p>1.</p>  <p>pillow</p>	<p>2.</p>  <p>mi lk</p>
<p>3.</p>  <p>pencil</p>	<p>4.</p>  <p>ki ck</p>
<p>5.</p>  <p>ch ips</p>	<p>6.</p>  <p>igloo</p>

Make a sentence below with an /i/ word from above.



Color the spaces with the word "is" YELLOW.

Optional: Color the spaces with other words any other color.

