


Spin and Spell

Spin the spinner. Spell and write the **ai** word.




snail	train	braid	maid	brain	chair
_____	_____	_____	_____	_____	_____
_____	_____	_____	_____	_____	_____
_____	_____	_____	_____	_____	_____
_____	_____	_____	_____	_____	_____
_____	_____	_____	_____	_____	_____
_____	_____	_____	_____	_____	_____
_____	_____	_____	_____	_____	_____
_____	_____	_____	_____	_____	_____
_____	_____	_____	_____	_____	_____

Hint: Use a paperclip as your spinner.

Which **ai** word did you spin on and write the most? Write it again here!

Spin and Build

ai



Spin a picture.
Cut and paste the letters to build
the matching words.



--	--	--



--	--	--



--	--	--



--	--	--



--	--	--



--	--	--

Write your words on the lines.

snail

train

braid

maid

brain

chair

ai

ai

ai

sn

tr

br

m

br

ch

ai

ai

ai

r

l

n

d

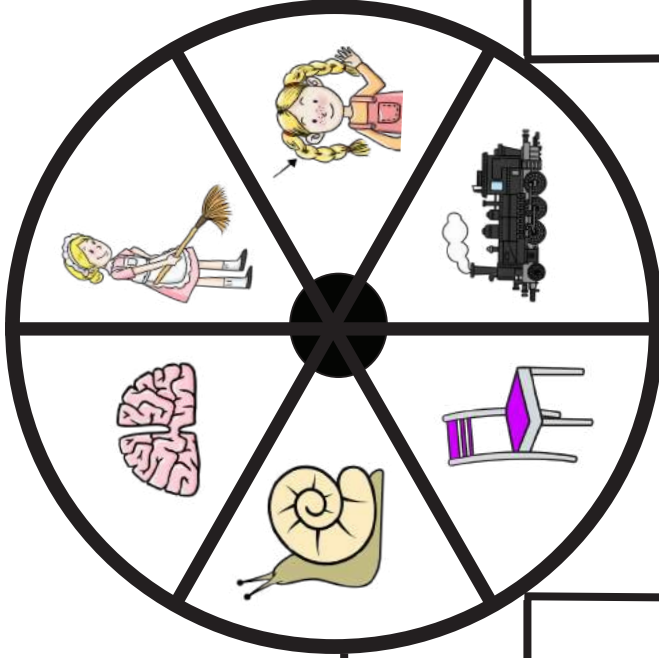
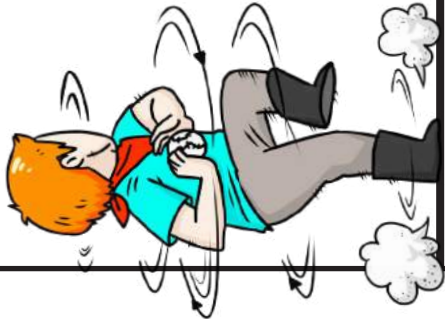
d

n

Set One

Spin, Color, and Win!

Each player takes a turn to spin a picture and color the matching word.
 First player to color all words wins the game.



ai



player 1

player 2

snail	brain	maid
train	snail	snail
train	brain	train
snail	snail	brain
snail	braid	train

train
snail
brain
snail

brain
maid
chair
chair

chair
braid
braid
brain
braid

train
brain
maid
train
maid

chair
braid
train
brain
chair

Set Two


Spin, Color, and Win!

Each player takes a turn to spin a picture and color the matching word.

First player to color all words wins the game.



di



player 1

player 2

braid	chair	chain
quail	chain	chair
maid	snail	quail
quail	quail	chair
chair	chair	chain

braid
chair
chair
snail

maid	maid	maid
maid	maid	maid
braid	braid	braid
maid	maid	maid

braid	braid	chain
chair	maid	quail
quail	chair	chain
chair	quail	maid
chain	chain	chain

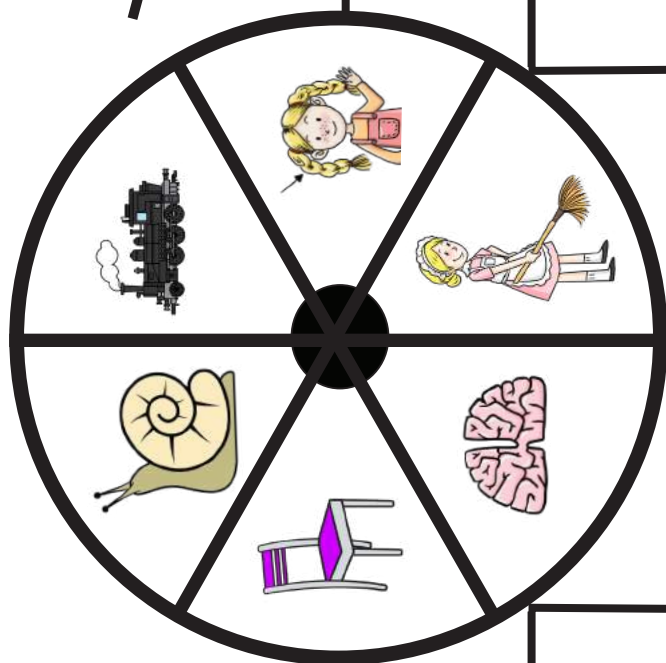
Spin, Color, and Win!

Make Your Own: #1

Each player takes a turn to spin a picture and color the matching word.
First player to color all words wins the game.



player 1




player 2



Make Your Own: #2

Spin, Color, and Win!

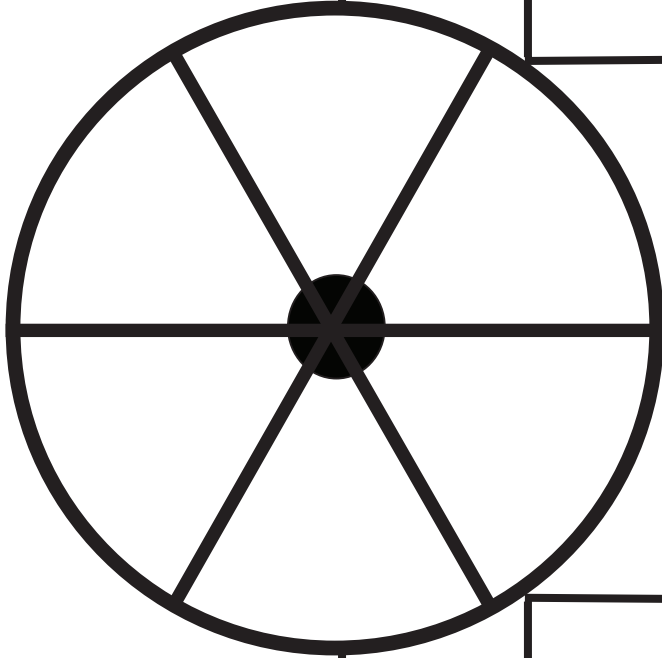
Each player takes a turn to spin a picture and color the matching word.
First player to color all words wins the game.




player 1



player 2





snail



chair

train



brain

maid



braid


quail



chain



tr ain



www.PhonicsGarden.com

✂ br aid



www.PhonicsGarden.com

m aid



www.PhonicsGarden.com

br ain



www.PhonicsGarden.com

ch **ain**




www.PhonicsGarden.com

qu **ail**



www.PhonicsGarden.com

sn **ail**



www.PhonicsGarden.com

ch **air**



www.PhonicsGarden.com

Draw and write your own word puzzles on this page.



--	--

www.PhonicsGarden.com

--	--

www.PhonicsGarden.com

--	--




www.PhonicsGarden.com

--	--

www.PhonicsGarden.com

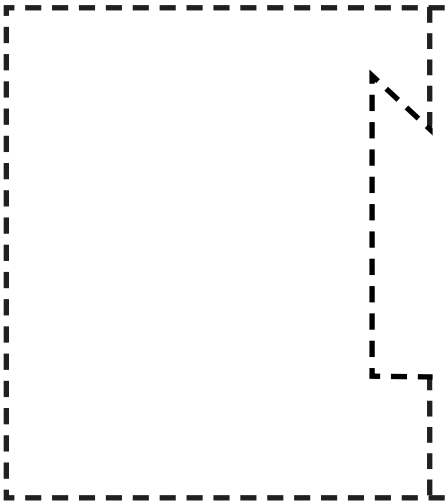


Draw and write your own word puzzles on this page.





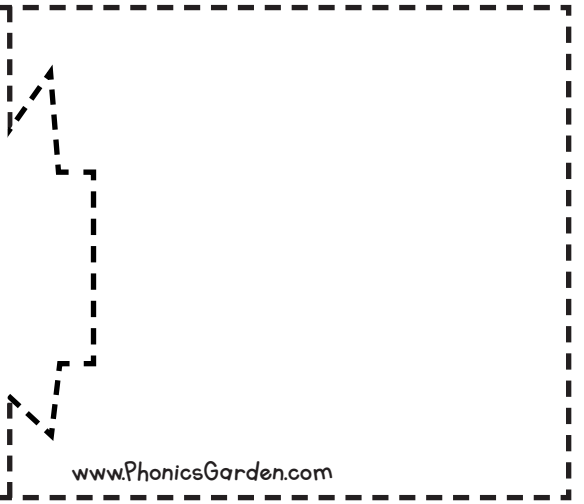
		
---	--	---

www.PhonicsGarden.com



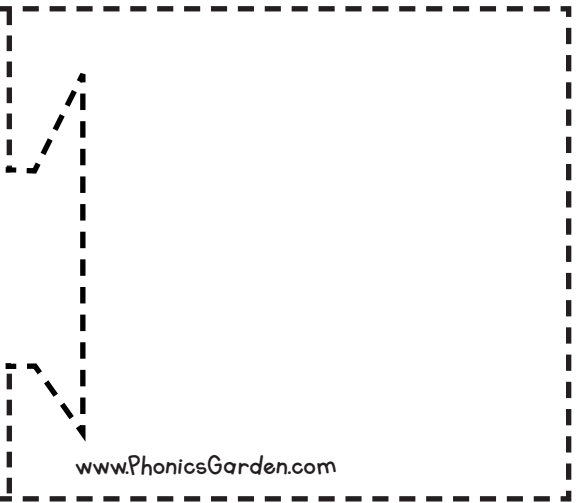


		
---	--	---

www.PhonicsGarden.com

		
--	---	--

www.PhonicsGarden.com

		
--	---	--

www.PhonicsGarden.com

Add the missing letters.

Write the words on the lines below.

Letter Blend
Word Spelling

_____ ai _____

_____ ai _____

_____ ai _____

_____ ai _____

_____ ai _____

_____ ai _____

_____ ai _____

_____ ai _____

1. snail _____

5. _____

2. _____

6. _____

3. _____

7. _____

4. _____

8. _____

Choose one or two words from above and make a great sentence below.

Add the missing letters.

Write the words on
the lines below.

Letter Blend
Word Spelling



sn _ _ l



br _ _ n

tr _ _ n



ch _ _ r



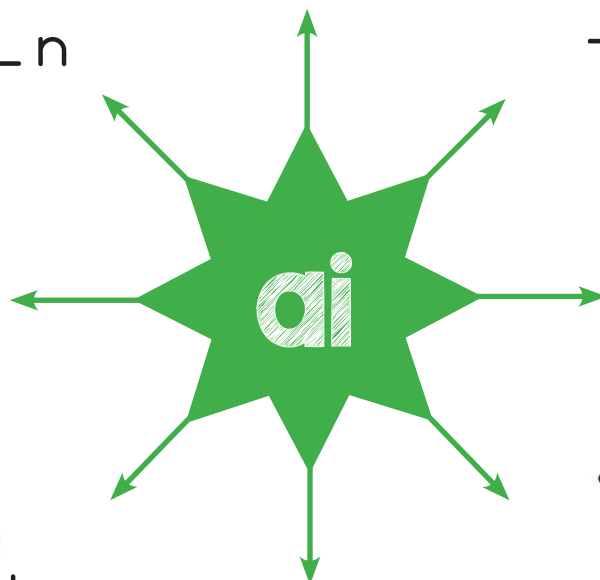
ch _ _ n



m _ _ d



qu _ _ l



br _ _ d

1. snail _____

5. _____

2. _____

6. _____

3. _____

7. _____

4. _____

8. _____

Choose one or two words from above and make a great sentence below.

After you have finished assembling your word wheel, practice writing each word as you spin the wheel. Spin, read, and write your new words!

Write each word on your word-wheel 2 times each.

Blank handwriting practice box with four lines (top, dashed, middle, bottom).

Blank handwriting practice box with four lines (top, dashed, middle, bottom).

Blank handwriting practice box with four lines (top, dashed, middle, bottom).

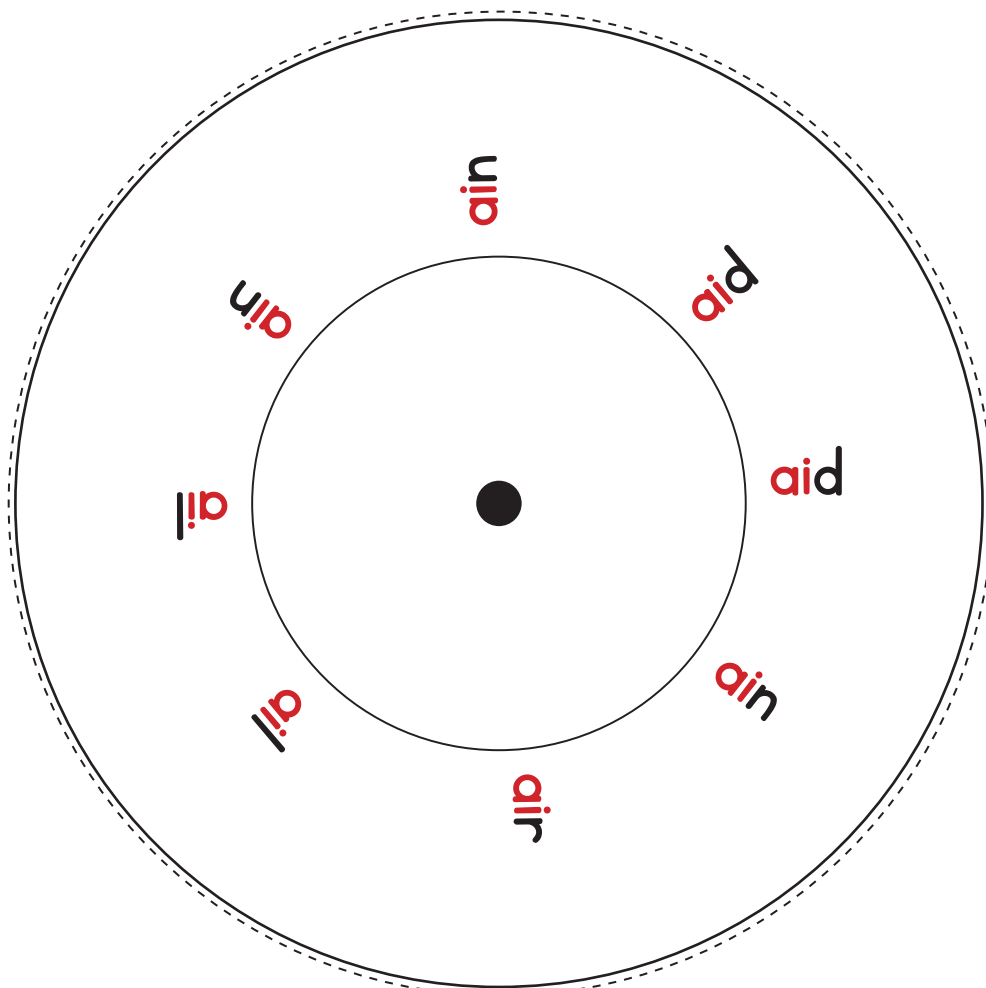
Blank handwriting practice box with four lines (top, dashed, middle, bottom).

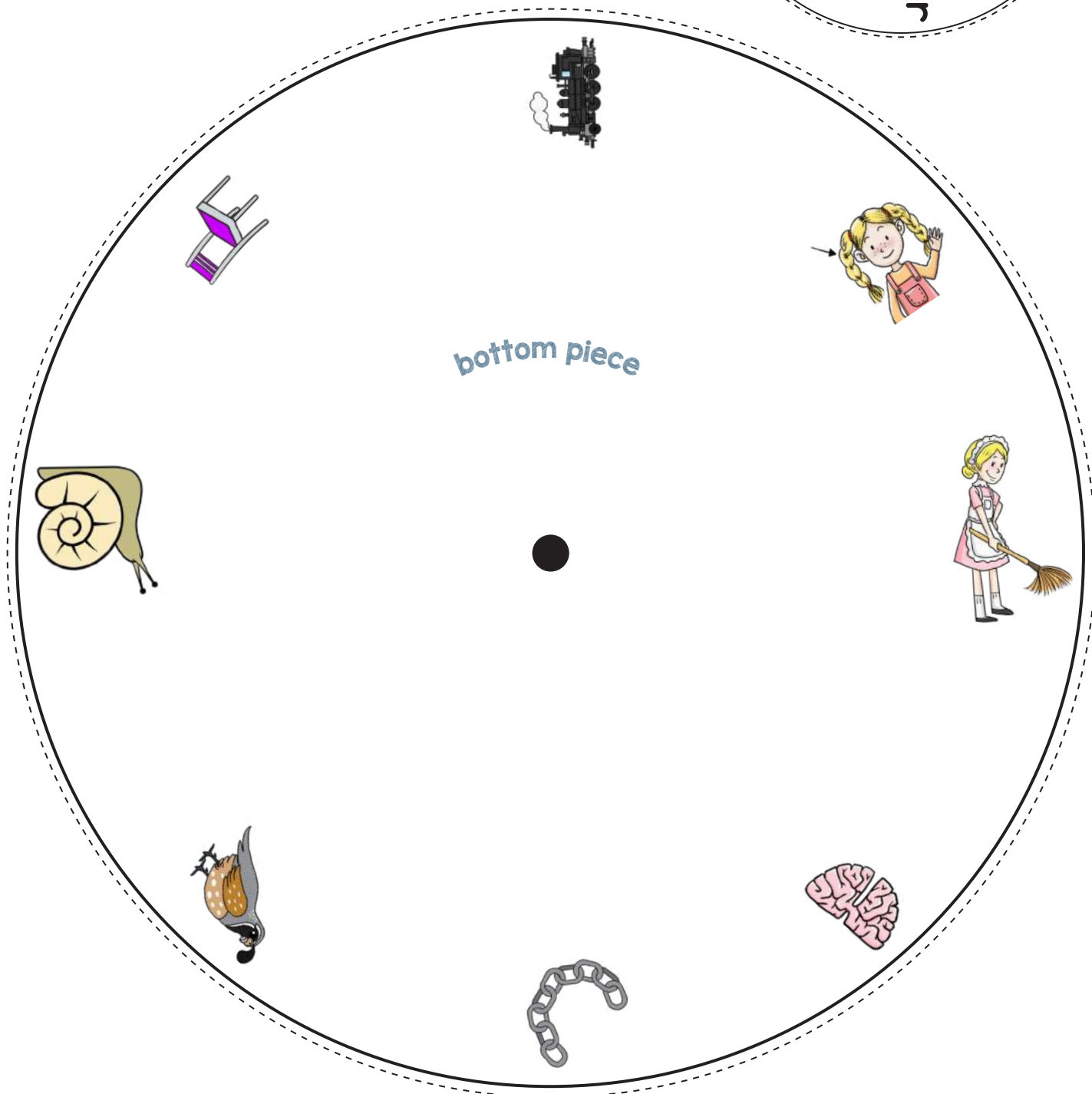
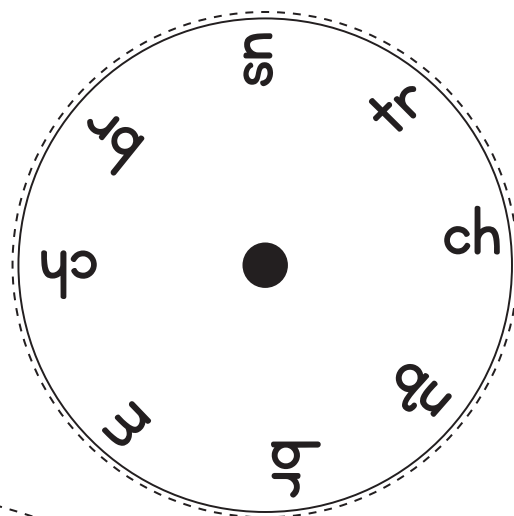
Blank handwriting practice box with four lines (top, dashed, middle, bottom).

Blank handwriting practice box with four lines (top, dashed, middle, bottom).

Blank handwriting practice box with four lines (top, dashed, middle, bottom).

Blank handwriting practice box with four lines (top, dashed, middle, bottom).








SPINNER ai Reading Wheel

www.PhonicsGarden.com

Phonics Garden



maid

maid

brain

brain

chair


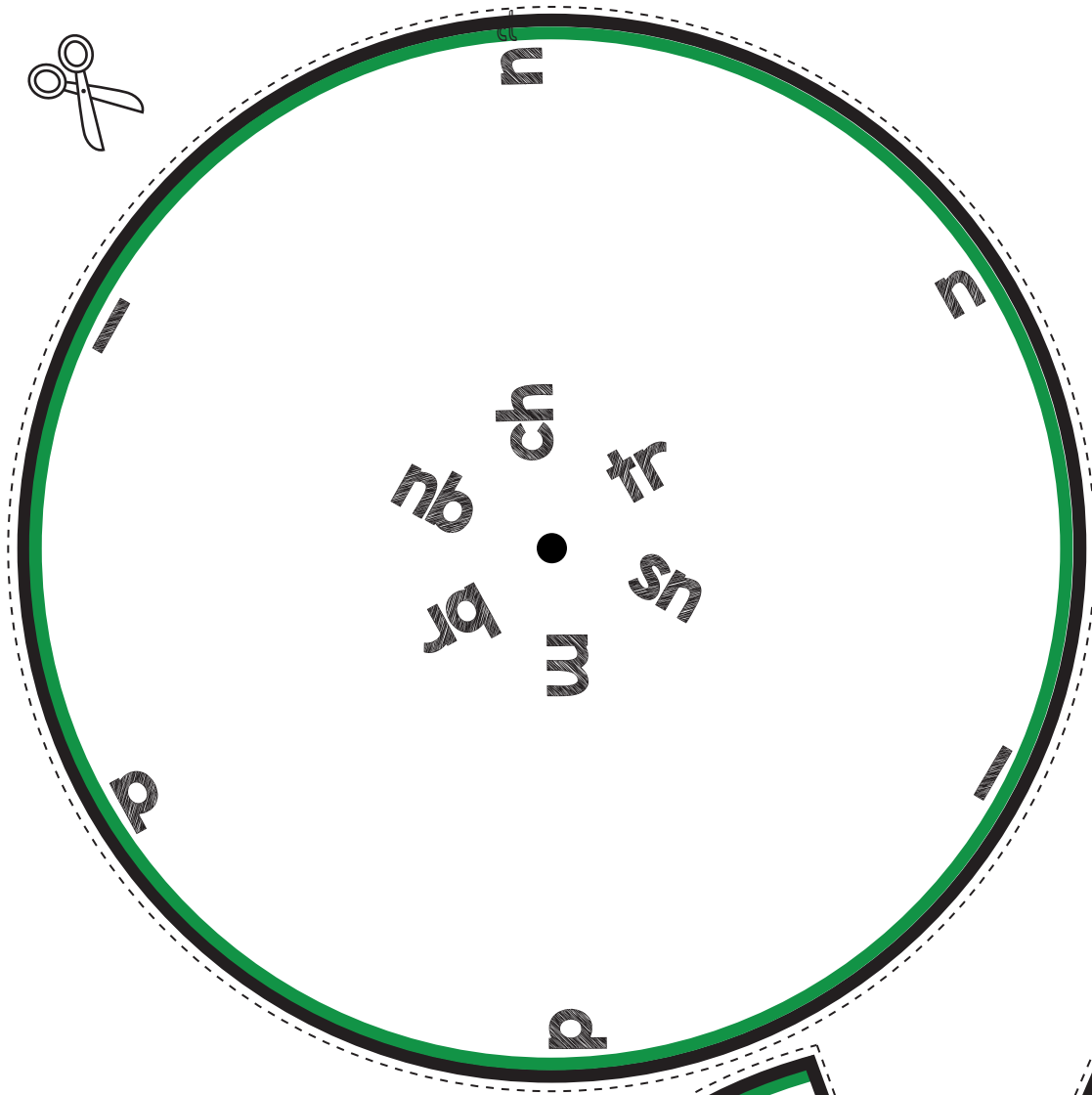
chair

snail

snail

train

train




Directions

Step 1:
Print the word
wheel on card stock
paper for best results.

Step 2: Attach the
front to the back with
a brass paper
fastener, paperclip,
or another fastening
object.

Step 3: Have your
students spin the
wheel to make and
read the words.



Cut out the words and pictures. Paste them down where they belong matching each word and picture.

ai


ie

snail

train

shield

chief




maid

chair

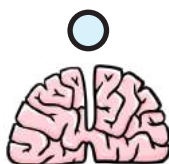
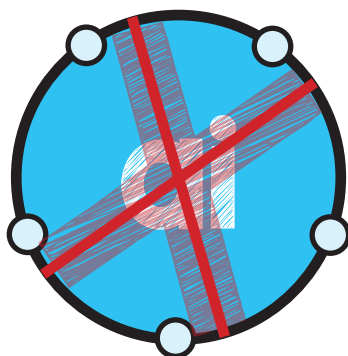

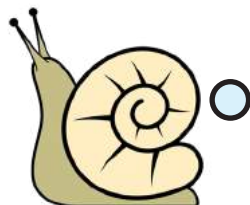
thief

priest



Connect the /ai/ Letter Blend words with the **ai**.

Connect the words that are NOT part of the /ai/ Letter Blend with the **X**.




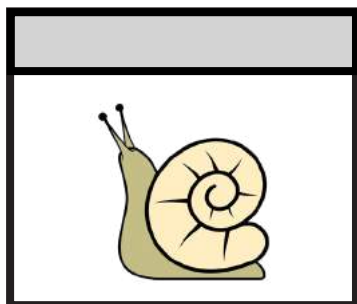

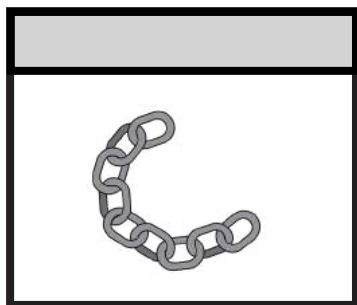
Practice writing your /ai/ words.

_____	_____	_____
_____	_____	_____
_____	_____	_____
_____	_____	_____



What
is in the
ai house?

ai



When you are done cutting and pasting your words, finish the sentence below. Add a full-stop period.

A _____, _____ and
_____ are in the house

Write the missing letters below. Cut out the boxes and glue the top flap onto the matching picture. ✂

sn _ _ l

ch _ _ n

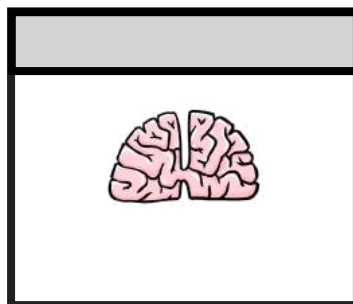

ch _ _ r

qu _ _ l



What
is in the
ai house?

ai



When you are done cutting and pasting your words, finish the sentence below. Add a full-stop period.

A _____, and
_____ are in the house

Write the missing letters below. Cut out the boxes and glue the top flap onto the matching picture. 

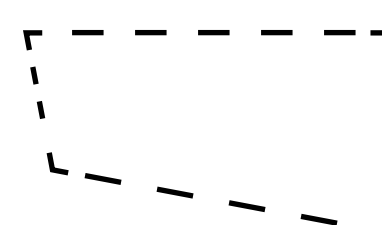

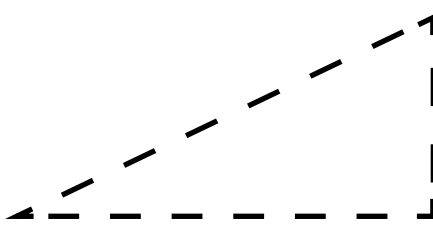


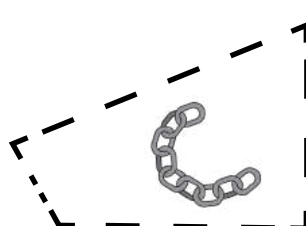
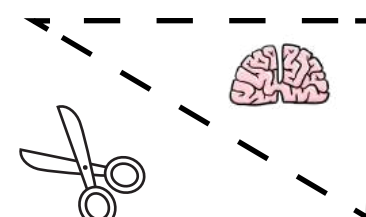


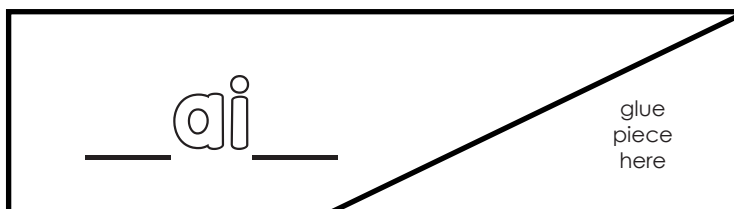
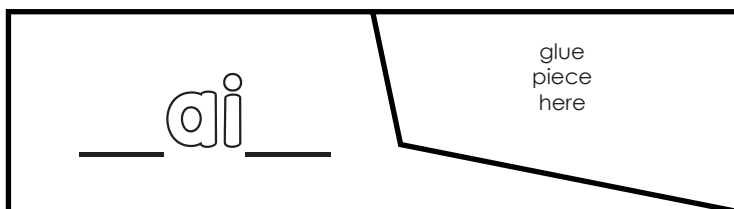
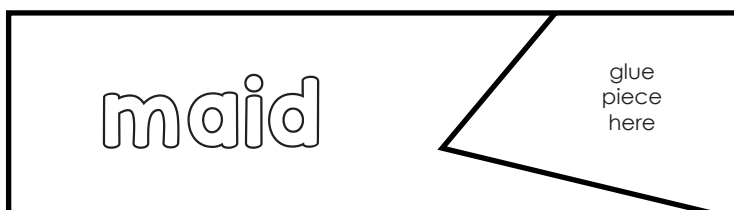
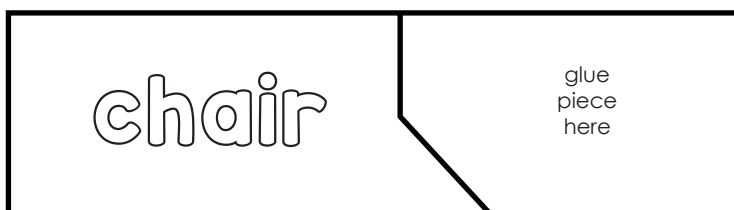
tr__nt

br__n

m__d


br__d


Cut out each of the puzzle pieces and glue them where they belong.





Color the word box that goes with the picture.


Write the words below.


<p>1</p> 	
maid	braid


<p>2</p> 	
chair	braid


<p>3</p> 	
chair	chain

<p>4</p> 	
chain	brain

<p>5</p> 	
brain	quail

<p>6</p> 	
snail	maid

<p>7</p> 	
snail	quail

<p>8</p> 	
chain	train

1

2

3

4

5

6

7

8

Write the letters in the correct order to make the word that matches the picture.

1



tr

n

ai

2



br

ai

d

3



d

ai

m

4



ai

l

ai

5



n

ch

ai

6



ai

sn

l

7



ch

r

ai

8











n

br





ai

Write the letters in the correct order to make the word that matches the picture.





1		<div style="display: flex; justify-content: space-around; align-items: center;"> <div style="border: 1px solid black; border-radius: 50%; width: 40px; height: 40px; display: flex; align-items: center; justify-content: center;">d</div> <div style="border: 1px solid black; border-radius: 50%; width: 40px; height: 40px; display: flex; align-items: center; justify-content: center;">br</div> <div style="border: 1px solid black; border-radius: 50%; width: 40px; height: 40px; display: flex; align-items: center; justify-content: center;">ai</div> </div> <hr style="border: 0.5px solid black;"/> <hr style="border: 0.5px dashed black;"/> <hr style="border: 0.5px solid black;"/>
2		<div style="display: flex; justify-content: space-around; align-items: center;"> <div style="border: 1px solid black; border-radius: 50%; width: 40px; height: 40px; display: flex; align-items: center; justify-content: center;">tr</div> <div style="border: 1px solid black; border-radius: 50%; width: 40px; height: 40px; display: flex; align-items: center; justify-content: center;">n</div> <div style="border: 1px solid black; border-radius: 50%; width: 40px; height: 40px; display: flex; align-items: center; justify-content: center;">ai</div> </div> <hr style="border: 0.5px solid black;"/> <hr style="border: 0.5px dashed black;"/> <hr style="border: 0.5px solid black;"/>
3		<div style="display: flex; justify-content: space-around; align-items: center;"> <div style="border: 1px solid black; border-radius: 50%; width: 40px; height: 40px; display: flex; align-items: center; justify-content: center;">l</div> <div style="border: 1px solid black; border-radius: 50%; width: 40px; height: 40px; display: flex; align-items: center; justify-content: center;">ai</div> <div style="border: 1px solid black; border-radius: 50%; width: 40px; height: 40px; display: flex; align-items: center; justify-content: center;">qu</div> </div> <hr style="border: 0.5px solid black;"/> <hr style="border: 0.5px dashed black;"/> <hr style="border: 0.5px solid black;"/>
4		<div style="display: flex; justify-content: space-around; align-items: center;"> <div style="border: 1px solid black; border-radius: 50%; width: 40px; height: 40px; display: flex; align-items: center; justify-content: center;">ai</div> <div style="border: 1px solid black; border-radius: 50%; width: 40px; height: 40px; display: flex; align-items: center; justify-content: center;">ch</div> <div style="border: 1px solid black; border-radius: 50%; width: 40px; height: 40px; display: flex; align-items: center; justify-content: center;">r</div> </div> <hr style="border: 0.5px solid black;"/> <hr style="border: 0.5px dashed black;"/> <hr style="border: 0.5px solid black;"/>
5		<div style="display: flex; justify-content: space-around; align-items: center;"> <div style="border: 1px solid black; border-radius: 50%; width: 40px; height: 40px; display: flex; align-items: center; justify-content: center;">l</div> <div style="border: 1px solid black; border-radius: 50%; width: 40px; height: 40px; display: flex; align-items: center; justify-content: center;">ai</div> <div style="border: 1px solid black; border-radius: 50%; width: 40px; height: 40px; display: flex; align-items: center; justify-content: center;">sn</div> </div> <hr style="border: 0.5px solid black;"/> <hr style="border: 0.5px dashed black;"/> <hr style="border: 0.5px solid black;"/>
6		<div style="display: flex; justify-content: space-around; align-items: center;"> <div style="border: 1px solid black; border-radius: 50%; width: 40px; height: 40px; display: flex; align-items: center; justify-content: center;">ch</div> <div style="border: 1px solid black; border-radius: 50%; width: 40px; height: 40px; display: flex; align-items: center; justify-content: center;">ai</div> <div style="border: 1px solid black; border-radius: 50%; width: 40px; height: 40px; display: flex; align-items: center; justify-content: center;">n</div> </div> <hr style="border: 0.5px solid black;"/> <hr style="border: 0.5px dashed black;"/> <hr style="border: 0.5px solid black;"/>
7		<div style="display: flex; justify-content: space-around; align-items: center;"> <div style="border: 1px solid black; border-radius: 50%; width: 40px; height: 40px; display: flex; align-items: center; justify-content: center;">n</div> <div style="border: 1px solid black; border-radius: 50%; width: 40px; height: 40px; display: flex; align-items: center; justify-content: center;">br</div> <div style="border: 1px solid black; border-radius: 50%; width: 40px; height: 40px; display: flex; align-items: center; justify-content: center;">ai</div> </div> <hr style="border: 0.5px solid black;"/> <hr style="border: 0.5px dashed black;"/> <hr style="border: 0.5px solid black;"/>
8		<div style="display: flex; justify-content: space-around; align-items: center;"> <div style="border: 1px solid black; border-radius: 50%; width: 40px; height: 40px; display: flex; align-items: center; justify-content: center;">d</div> <div style="border: 1px solid black; border-radius: 50%; width: 40px; height: 40px; display: flex; align-items: center; justify-content: center;">ai</div> <div style="border: 1px solid black; border-radius: 50%; width: 40px; height: 40px; display: flex; align-items: center; justify-content: center;">m</div> </div> <hr style="border: 0.5px solid black;"/> <hr style="border: 0.5px dashed black;"/> <hr style="border: 0.5px solid black;"/>

UNSCRAMBLE the LETTERS Write the missing letter in the circle.
Write the letters in the correct order to make the word that matches the picture.





1     _____

2     _____

3     _____

4     _____

5     _____


6     _____

7     _____


8     _____

Read and Write! Write the missing letter in the circle.
Write the letters in the correct order to make the word that matches the picture.


1




2




3




4




5




6



7



8



Say it! Build it! Write! Color the letters that spell the picture's name. Write the word on the line.

snail

train

chair

braid

brain

maid

quail

chain

1



tr	oo	b	ai	ou	ld	n	nd
----	----	---	----	----	----	---	----

2



gl	br	ai	ai	i	oi	d	ck
----	----	----	----	---	----	---	----

3



m	ai	b	nk	i	d	mp	nk
---	----	---	----	---	---	----	----

4



br	ea	b	ai	ch	d	n	ne
----	----	---	----	----	---	---	----

5



tr	sl	oa	ch	ai	d	nt	n
----	----	----	----	----	---	----	---

6



qu	ai	b	oo	m	p	ai	l
----	----	---	----	---	---	----	---

7



fl	oi	sn	ai	i	l	n	mp
----	----	----	----	---	---	---	----

8



ch	c	ai	ou	i	oo	r	m
----	---	----	----	---	----	---	---

Say it! Build it! Write! Color the letters that spell the picture's name. Write the word on the line.

snail

train

chair

braid

brain

maid

quail

chain

1



qu	oo	ai	ai	ou	ld	l	nd
----	----	----	----	----	----	---	----

2



gl	br	ch	ai	ai	oi	n	ck
----	----	----	----	----	----	---	----

3



br	ai	oa	nk	n	ee	mp	n
----	----	----	----	---	----	----	---

4



br	ea	b	ai	d	d	ck	ne
----	----	---	----	---	---	----	----

5



tr	m	oa	dr	ai	d	nt	d
----	---	----	----	----	---	----	---

6



sm	sn	t	ai	a	l	nd	ch
----	----	---	----	---	---	----	----

7



fl	oi	ch	ai	i	oo	ch	r
----	----	----	----	---	----	----	---

8



tr	sn	ai	ou	i	oo	n	m
----	----	----	----	---	----	---	---

Draw a line to match the letters.

Write the words two times each.



1. tr ee n
pr ai nd



2. sl ai b
br o d



3. tr ai r
ch oi lf



4. sn oy l
fl ai le



5. qu ai nd
sm u l



6. ch ea k
dr ai n



7. fr a n
br ai sh




8. pl ai ch
m u d

SEE - SAY - CUT - PASTE - READ

ai set 1


Cut out the letters. Glue them under the pictures to spell the words correctly.

1.




--	--	--

2.




--	--	--

3.



--	--	--

4.



--	--	--

tr	n	m	d	ai	ai
ai	ai	br	n	d	br




SEE - SAY - CUT - PASTE - READ

ai set 2


Cut out the letters. Glue them under the pictures to spell the words correctly.

1.




--	--	--

2.




--	--	--

3.



--	--	--

4.



--	--	--

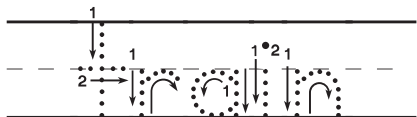
ai	ai	ch	l	l	ch
ai	ai	sn	n	r	qu



Trace

write

color

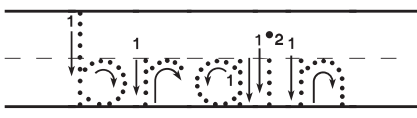




Trace

write

color

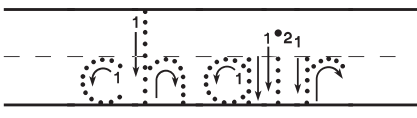




Trace

write

color

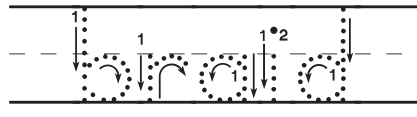


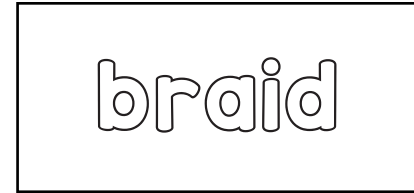


Trace

write

color





Write a sentence of your own using some words from above.

Trace

write

color

snail

snail

Trace

write

color

maid

maid

Trace

write

color

quail

quail

Trace

write

color

chain

chain

Write a sentence of your own using some words from above.

SENTENCE BUILDING



The chain was too long.




The quail is pretty.

Cut out the words and paste them in the boxes above to make a sentence. Then, write your sentence on the line.




long	was	too	The	chain	.
The	quail	is		pretty	.

SENTENCE BUILDING



It was a small snail.



It is a small chair.


Cut out the words and paste them in the boxes above to make a sentence. Then, write your sentence on the line.



snail	was	a	It	small	.
chair	It	a	is	small	.

SENTENCE BUILDING

He got off the train.





You can't braid my hair.

Cut out the words and paste them in the boxes above to make a sentence. Then, write your sentence on the line.



off	got	He	the	train	.
hair	can't	my	You	braid	.

SENTENCE BUILDING



This is my new maid.



The crack in his brain.

Cut out the words and paste them in the boxes above to make a sentence. Then, write your sentence on the line.



new	This	is	my	maid	.
The	crack	his	in	brain	.

Let's Read the ai words

Directions: To assemble your flip-book reader, cut out all the boxes along the dashed-black lines. Attach the smaller boxes on top of each other by stapling them to the shaded gray area indicated. The top box has the word "Name" on it.



Front Cover

Flip-Book Page 1 of 4

Back Page

Flip-Book

Name _____

My book of ai words

Flip-Book

c

ai



A — —

qu

www.PhonicsGarden.com

A — —

br

www.PhonicsGarden.com

A — —

eh

www.PhonicsGarden.com

A — —

eh

www.PhonicsGarden.com

A — —

tr

www.PhonicsGarden.com

A — —

m

www.PhonicsGarden.com

A — —

sn

www.PhonicsGarden.com

A — —

br

www.PhonicsGarden.com





C _____

n



www.PhonicsGarden.com

C _____

l



www.PhonicsGarden.com

C _____

n



www.PhonicsGarden.com

C _____

d



www.PhonicsGarden.com

C _____

r



www.PhonicsGarden.com

C _____

n



www.PhonicsGarden.com

After you have finished assembling your word wheel, practice writing each word as you spin the wheel. Spin, read, and write your new words!

Write each /ai/ word from your flip-book 2 times each.

snail

braid

brain

quail

maid

train

chair

chain




C _____

d






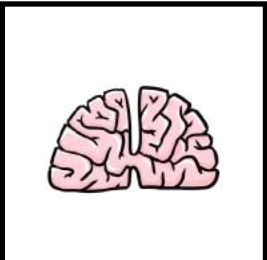
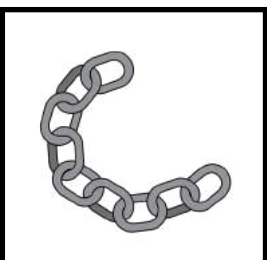



C _____

i



Directions: Cut out the letters and build the words to match the pictures.

See It! Build It!

		ai				ai	
			d				
		ai					l
	sn	ai			ch		r

Directions: Draw and write two of your own /ai/ words in the boxes below.

--	--	--	--	--	--	--	--

br d m ai n ch l tr br n ai n qu

ai

ai


Directions: Read the sentence
and match the picture to it.

Match It!


Set 1




The chain was too long.



The quail is pretty.



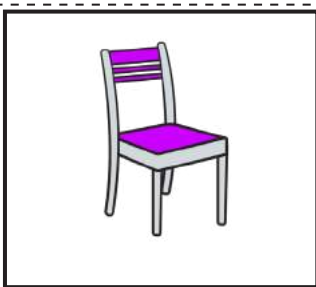
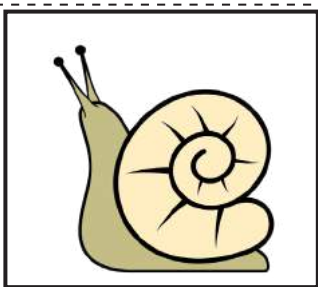

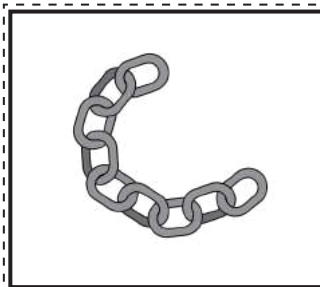
It was a small snail.



It is a small chair.



Directions: Draw and write your own /ai/ word sentence.



Directions: Read the sentence and match the picture to it.

Match It!

Set 2

1



He got off the train.

2



You can't braid my hair.

3



This is my new maid.

4

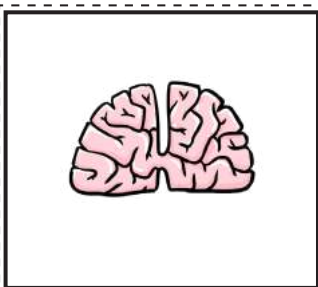




The crack in his brain.

5



Directions: Draw and write your own /ai/ word sentence.



Directions: Read the sentence and write the missing word in the blank. Use the pictures to help you.

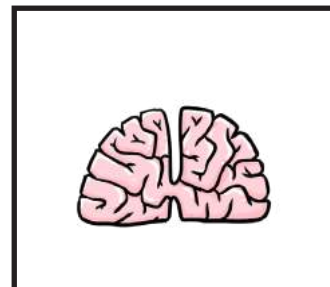
Set 1

FILL IT!

1 She was an old _____.




2 The _____ is pink.



3 I like my hair in a _____.



4 The _____ began to slow.



5 Directions: Draw and write your own /ai/ word sentence.



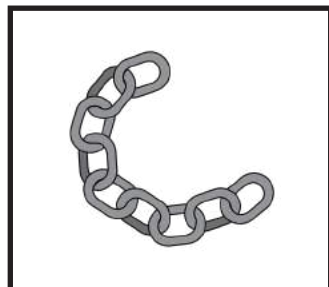
maid train brain braid

Directions: Read the sentence and write the missing word in the blank. Use the pictures to help you.


Set 2

FILL IT!

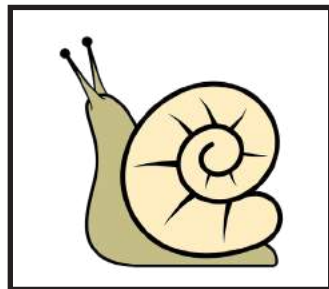
1 It was a silver _____.



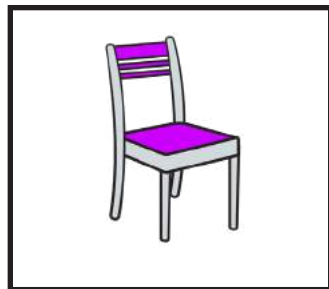
2 The _____ flew away.




3 A _____ hides in his shell.



4 It's a purple _____.




5 Directions: Draw and write your own /ai/ word sentence.




quail chain snail chair

Directions: Trace the words
and draw a matching picture.


ai DRAW IT!




snail




train




braid




brain




chain




chair




brain




maid




quail



braid



maid

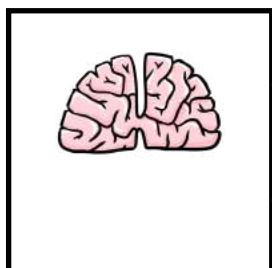


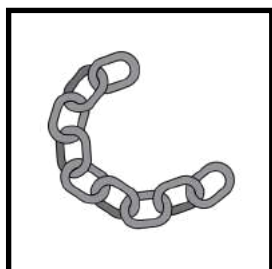
train


Directions: Look at the pictures and write the word that matches.


ai WRITE IT!

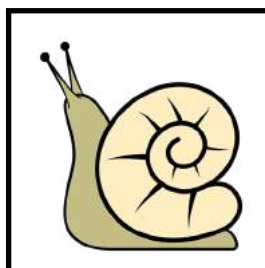





















Directions: Draw and write your own /ai/ words.









Directions: Circle the words that belong with the /ai/ Letter Blend.

CIRCLE IT!

snail



shield

train

chief

maid

thief

train

field

quail

priest

brain

chain

chair

grief

piece

snail

braid

Directions: Draw a line to connect the picture with the word it matches.

CONNECT IT

a



b



c



d



e



f



g



h



1. quail

2. train

3. snail

4. chain

5. chair

6. braid

7. maid

8. brain

Choose words from today's lesson. Write and draw them below.

1.

Word: _____

2.

Word: _____

3.

Word: _____

4.

Word: _____

Choose words from today's lesson. Write and draw them below.

1.

Word:

2.

Word:

3.

Word:

4.

Word:

I Can Read and Match

Trace each word, then match them to the correct picture.

chair

1

a



braid

2

b



maid

3

c



chain

4

d



quail

5

e



snail

6

f



brain

7

g



train

8

h



Draw and write a story using as many words from the right as you can!

A large rectangular box for drawing and writing, divided into sections by horizontal lines. Each section consists of a solid top line, a dashed middle line, and a solid bottom line.



snail



train



chain



quail



brain



braid



chair



maid

Draw and write two sentences using some of the words to the right.

Large empty box for drawing.

Two sets of handwriting lines (top solid, middle dashed, bottom solid).

Large empty box for drawing.

Two sets of handwriting lines (top solid, middle dashed, bottom solid).



snail



train



chain



quail



brain



braid



chair



maid

Circle the correct word and write it on the line. Add a full-stop period to each sentence.

1.



snail

train

It's a black _____

2.



train

chair

It's a purple _____

3.



quail

braid

She has a _____

4.



braid

chain

It's a _____

5.



chain

maid

I was her _____

6.



snail

brain

It's a small _____

7.




brain

snail

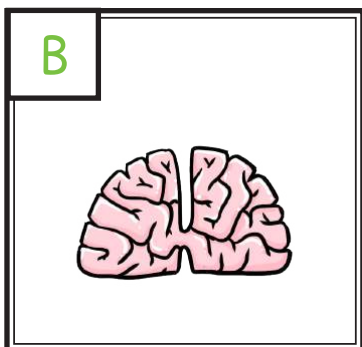
He has a big _____

Match the pictures to their sentences by writing the correct letters in the box.





This is my new maid.

He got off the train.



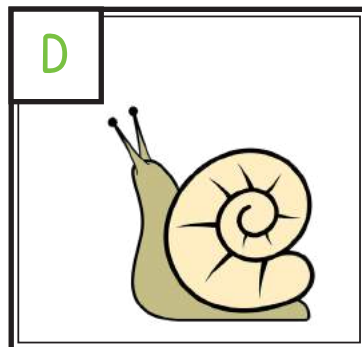

It was a small snail.

The crack in his brain.



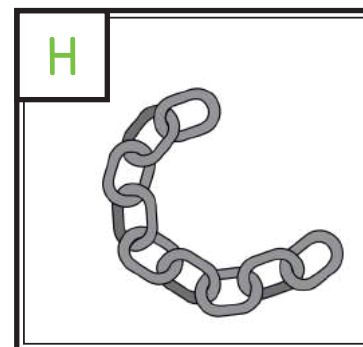
It is a small chair.

You can't braid my hair.



The chain was too long.

The quail is pretty.




Write a great sentence of your own on the lines below.



Cut and paste the words on the right in alphabet order.

Cut & Paste



train



braid



maid



brain



snail



quail



chair



Blank box for pasting the word 'train'

Handwriting lines for 'train'

Handwriting lines for 'train'

Blank box for pasting the word 'braid'

Handwriting lines for 'braid'

Handwriting lines for 'braid'

Blank box for pasting the word 'maid'

Handwriting lines for 'maid'

Handwriting lines for 'maid'

Blank box for pasting the word 'brain'

Handwriting lines for 'brain'

Handwriting lines for 'brain'

Blank box for pasting the word 'snail'

Handwriting lines for 'snail'

Handwriting lines for 'snail'

Blank box for pasting the word 'quail'

Handwriting lines for 'quail'

Handwriting lines for 'quail'

Blank box for pasting the word 'chair'

Handwriting lines for 'chair'

Handwriting lines for 'chair'



Cut and paste the pictures. Then write each word 2 times each.

train

train

Handwriting practice lines for the word 'train', consisting of a solid top line, a dashed middle line, and a solid bottom line.



braid

braid

Handwriting practice lines for the word 'braid', consisting of a solid top line, a dashed middle line, and a solid bottom line.



snail

snail

Handwriting practice lines for the word 'snail', consisting of a solid top line, a dashed middle line, and a solid bottom line.



chair

chair

Handwriting practice lines for the word 'chair', consisting of a solid top line, a dashed middle line, and a solid bottom line.



maid

maid

Handwriting practice lines for the word 'maid', consisting of a solid top line, a dashed middle line, and a solid bottom line.



brain

brain

Handwriting practice lines for the word 'brain', consisting of a solid top line, a dashed middle line, and a solid bottom line.



quail

quail

Handwriting practice lines for the word 'quail', consisting of a solid top line, a dashed middle line, and a solid bottom line.





Cut and paste the pictures. Then write each word 2 times each.

train

train

Handwriting practice lines for the word 'train' (solid top and bottom lines, dashed middle line).

brain

brain

Handwriting practice lines for the word 'brain' (solid top and bottom lines, dashed middle line).

chair

chair

Handwriting practice lines for the word 'chair' (solid top and bottom lines, dashed middle line).

snail

snail

Handwriting practice lines for the word 'snail' (solid top and bottom lines, dashed middle line).

maid

maid

Handwriting practice lines for the word 'maid' (solid top and bottom lines, dashed middle line).

braid

braid

Handwriting practice lines for the word 'braid' (solid top and bottom lines, dashed middle line).

quail

quail

Handwriting practice lines for the word 'quail' (solid top and bottom lines, dashed middle line).

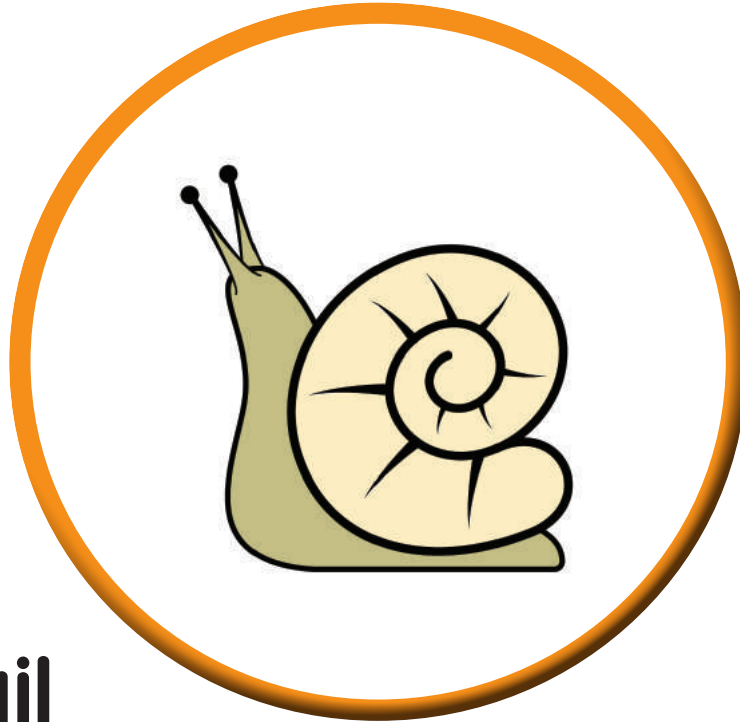


Sort the words to make a great sentence on the lines below.

The

a

has



shell.

snail

www.PhonicsGarden.com

Write a sentence of your own about the picture.

Sort the words to make a great sentence on the lines below.

is

quail



very

The

pretty.


www.PhonicsGarden.com

Write a sentence of your own about the picture.

Sort the words to make a great sentence on the lines below.

I

hear



horn.

the

train

www.PhonicsGarden.com

Write a sentence of your own about the picture.

Sort the words to make a great sentence on the lines below.

It

silver



a

chain.

was

www.PhonicsGarden.com

Write a sentence of your own about the picture.


Sort the words to make a great sentence on the lines below.

girl

The

has

a



long

braid.

www.PhonicsGarden.com

Write a sentence of your own about the picture.

Sort the words to make a great sentence on the lines below.

maid.

She



an

old

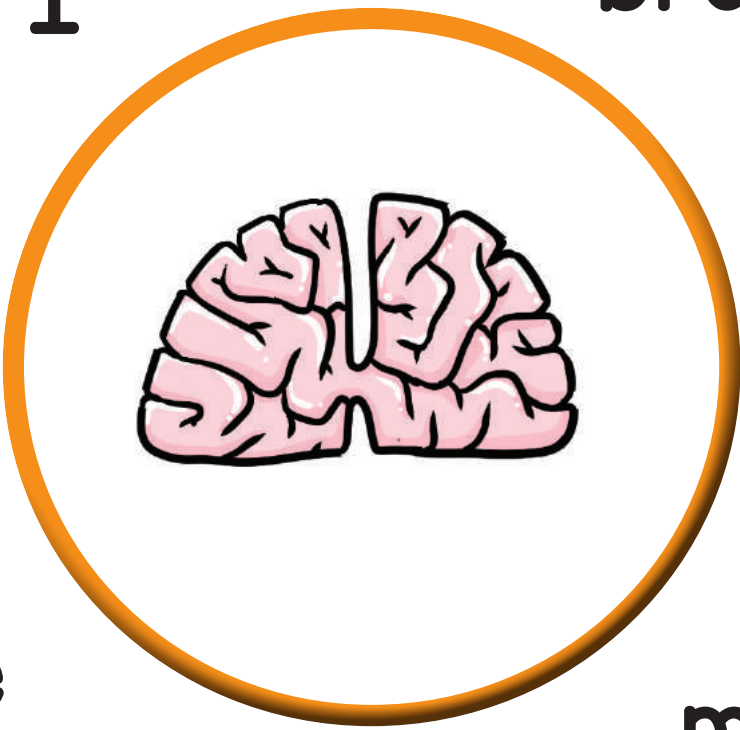
was

www.PhonicsGarden.com

Write a sentence of your own about the picture.

Sort the words to make a great sentence on the lines below.

I brain



to do

my

use math.

www.PhonicsGarden.com

Write a sentence of your own about the picture.

Sort the words to make a great sentence on the lines below.

He

sat



on

a

chair.

www.PhonicsGarden.com

Write a sentence of your own about the picture.

Say, Spell, Cut and Paste

ai
Word Spelling

Say, Trace, Cut & Paste, and Spell each picture word correctly.



--	--

www.PhonicsGarden.com



--	--



--	--



--	--

Trace on the inside of the letters. Then cut them out and glue them down to spell the pictures above.

tr

br

aid

ain

ch

m

aid

ain

Say, Spell, Cut and Paste

ai
Word Spelling

Say, Trace, Cut & Paste, and Spell each picture word correctly.




--	--

www.PhonicsGarden.com



--	--



--	--



--	--

Trace on the inside of the letters. Then cut them out and glue them down to spell the pictures above.

sn

qu

ain

ail

br










br

air

ail



Look at each picture. Circle the correct word.

<p>1</p>  <p>braid train quail</p>	<p>2</p>  <p>quail train snail</p>	<p>3</p>  <p>brain snail train</p>
<p>4</p>  <p>maid chair chain</p>	<p>5</p>  <p>chain brain braid</p>	<p>6</p>  <p>train quail brain</p>
<p>7</p>  <p>train chain maid</p>	<p>8</p>  <p>train quail snail</p>	<p>9</p>  <p>snail train quail</p>
<p>years. sleep snail A can for three</p>		

Sort the words above to make a great sentence below.

See, Say, and Spell - ai

Write the correct letter blend to complete the words below.

snail train braid maid brain chair chain quail



br _ _ d



sh _ _ ld



qu _ _ l



m _ _ d



th _ _ f



ch _ _ r



pr _ _ st



ch _ _ n



f _ _ ld



tr _ _ n



gr _ _ f



p _ _ ce



sn _ _ l



ch _ _ f



br _ _ n

See, Say, and Spell - ai

Write the missing letters to complete the words below.

snail train braid maid brain chair chain quail



___ ai ___



___ ie ___



___ ai ___



___ ai ___



___ ie ___



___ ai ___



___ ie ___



___ ai ___



___ ie ___



___ ai ___



___ ie ___



___ ie ___



___ ai ___








___ ie ___










___ ai ___

MEMORY GAME



MEMORY GAME



MEMORY GAME



train

www.PhonicsGarden.com

train

www.PhonicsGarden.com

braid

www.PhonicsGarden.com

braid

www.PhonicsGarden.com

maid

www.PhonicsGarden.com

maid

www.PhonicsGarden.com

brain

www.PhonicsGarden.com

brain

www.PhonicsGarden.com

chain

www.PhonicsGarden.com

MEMORY GAME



chain

www.PhonicsGarden.com

quail

www.PhonicsGarden.com

quail

www.PhonicsGarden.com

snail

www.PhonicsGarden.com

snail

www.PhonicsGarden.com

chair

www.PhonicsGarden.com


chair

www.PhonicsGarden.com

www.PhonicsGarden.com

www.PhonicsGarden.com

FLASH CARDS



train

www.PhonicsGarden.com



train

www.PhonicsGarden.com



braid

www.PhonicsGarden.com



braid

www.PhonicsGarden.com



maid

www.PhonicsGarden.com



maid

www.PhonicsGarden.com



brain

www.PhonicsGarden.com



brain


www.PhonicsGarden.com



chain

www.PhonicsGarden.com

FLASH CARDS



chain

www.PhonicsGarden.com




quail

www.PhonicsGarden.com




quail

www.PhonicsGarden.com



snail

www.PhonicsGarden.com




snail

www.PhonicsGarden.com



chair

www.PhonicsGarden.com



chair

www.PhonicsGarden.com

www.PhonicsGarden.com

www.PhonicsGarden.com