

egg



elephant



elf



elk



eskimo




Uppercase Letters

Writing the letter E

① E EGG

The hen has a lot of eggs.
Color all of them!

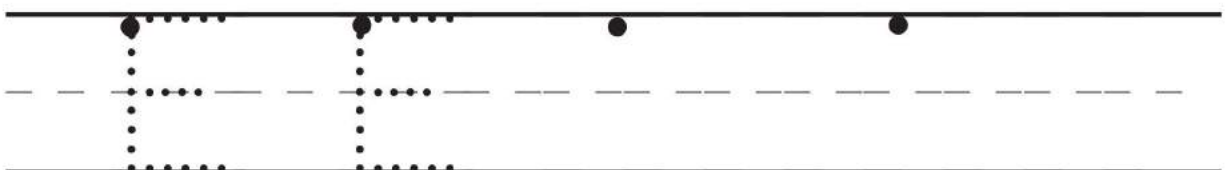


② Draw a line from the black dot (●)



③ Now trace the letter E on the lines below.

Then print the letter E yourself!



Lowercase Letters

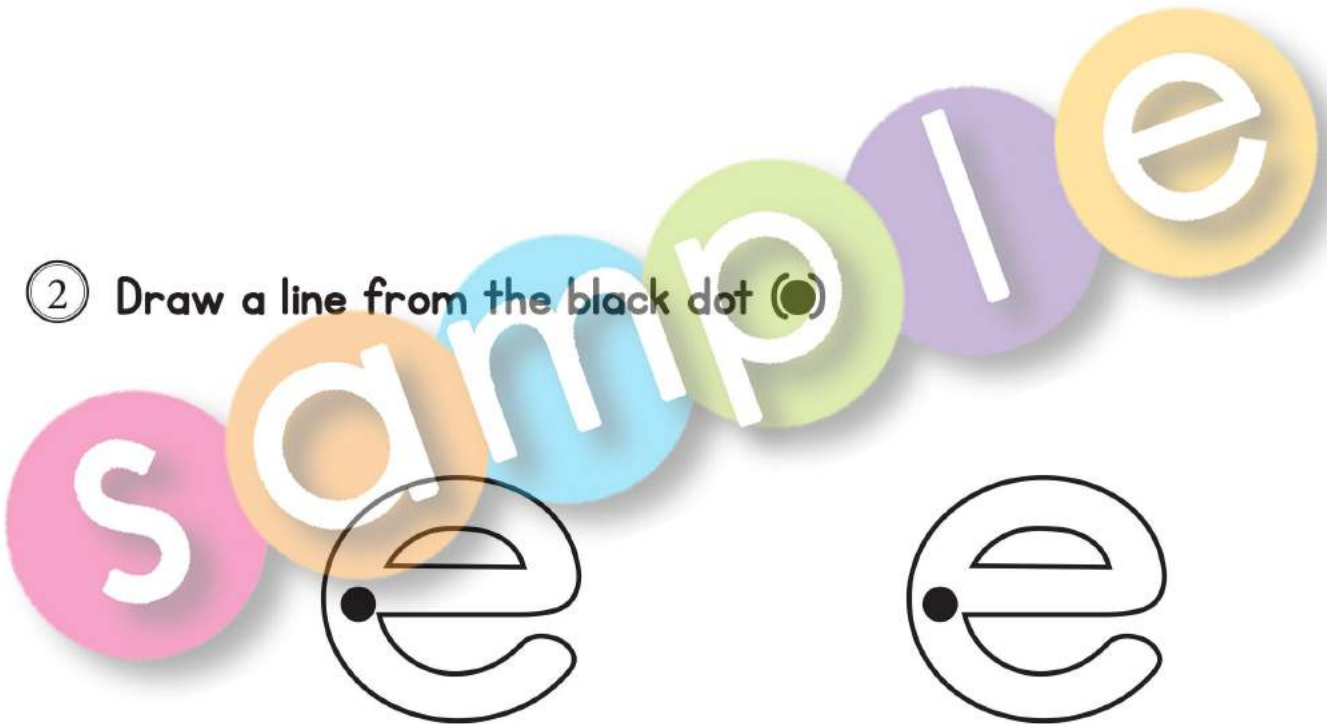
Writing the letter e



- ① Circle the lowercase letter e in the sentence below.
Then draw a picture of the sentence.

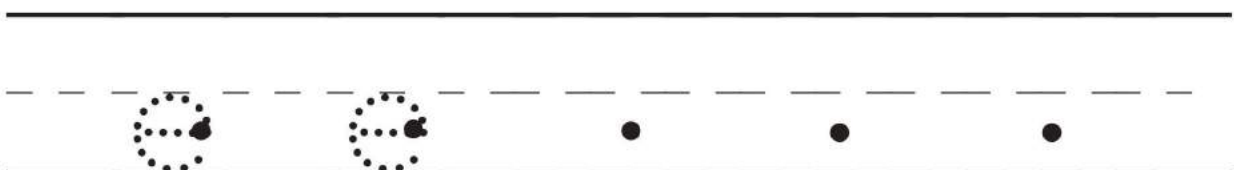
The hen is on an egg.

- ② Draw a line from the black dot (•) to the letter e.



- ③ Now trace the letter e on the lines below.

Then print the letter e yourself!



E e E e E e

E E E E E E

E e E e E e E e

s d m p l e e

E e

Egg

elephant



E e E e E e

E E E E

E e E e E e

s a m p l e e e

red

elf


hen

E e

Here are some picture-words containing the sound /e/.
Say the words and say the first sound of the words.



10



dress, ten men, chest, bread, elephant, desk, bed, deck, belt, den, bell, shell,
elk, egg



Trace words below containing the sound /e/.


elephant

desk

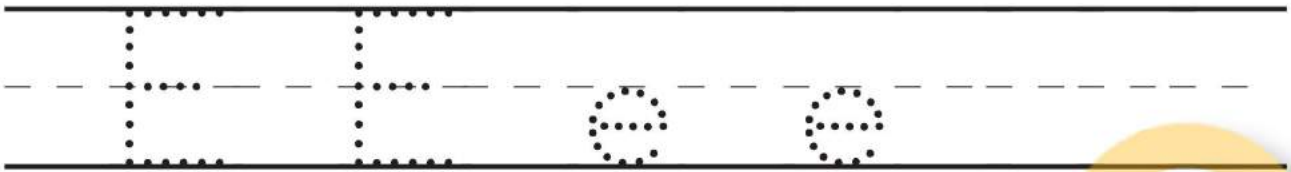
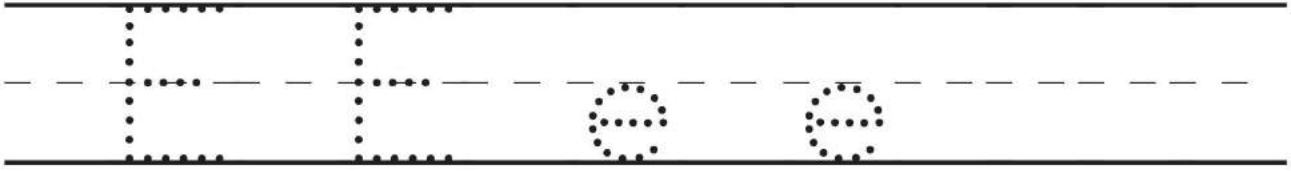
sample

bed

men




Trace the dotted lines on the letter E. Then write your own E next to it! Repeat.



Write the letter E in the space below.

Circle all the letter E in the words below.

Sample words: s, e, n



red ten
men egg
bell help

Draw other things that have the /e/ sound in their names.

Circle all the letter /Ee/ you can find.


Higglety, pigglety, my black hen,
She lays eggs for gentlemen.

Gentlemen come every day

To see what my black hen doth lay.

Sometimes nine, and sometimes ten.

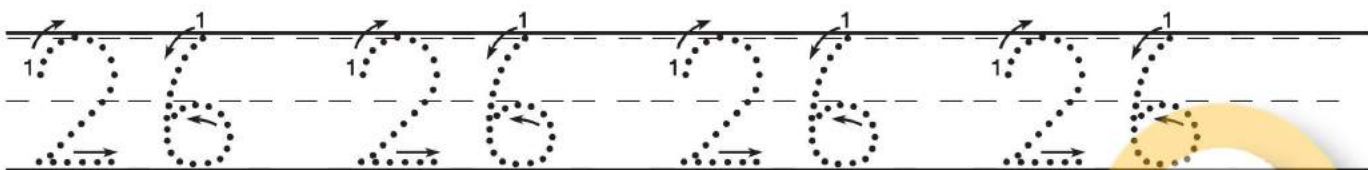
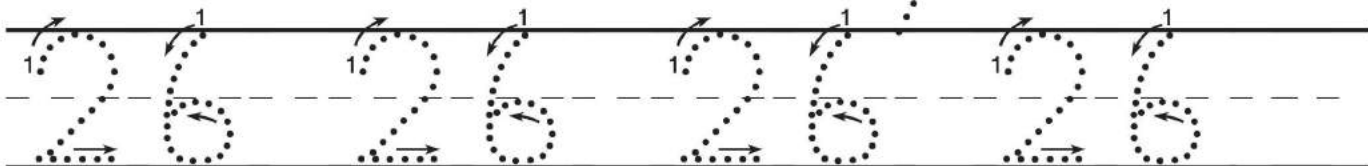
Higglety, pigglety, my black hen.



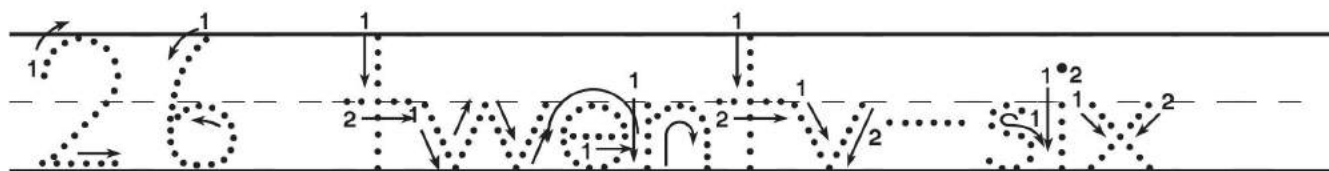
How many Ee's did you find?



26 twenty six



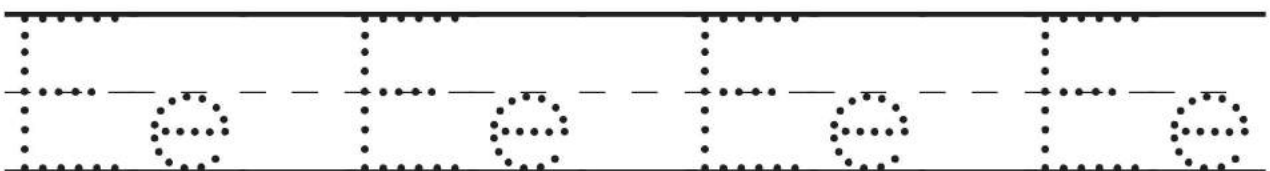

Count and color 26 hens below.



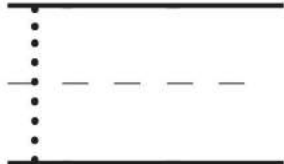







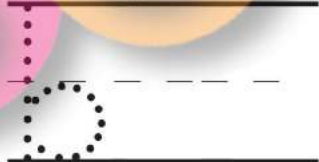



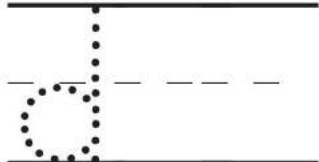



Help the hen get to its egg. Draw a path from the hen to the egg by following the letter Ee.



e	E	e	C	e	B	R	i	O	a	A	P	p	a	D
E	D	E	C	E	B	Y	T	r	g	R	f	y	u	g
e	F	e	D	E	e	B	s	A	F	U	o	D	f	D
E	D	E	C	D	E	E	e	E	e	e	E	E	e	e
e	D	e	i	p	f	b	c	u	l	q	w	g	t	E
E	i	E	e	E	E	E	e	e	e	E	E	E	e	e
e	c	D	D	V	o	t	D	a	D	g	D	p	F	s
E	e	E	e	e	E	e	c	X	h	g	C	l	o	d
l	p	C	c	C	c	E	C	c	f	d	d	i	P	z
E	e	E	e	e	n	E	e	D	y	n	n	b	a	c
e	s	c	B	t	r	g	e	e	e	E	E	e	E	E
e	g	d	i	n	s	S	G	D	p	m	d	k	J	e
E	a	f	o	e	e	E	E	e	e	E	E	e	E	e
e	B	t	z	E	D	b	a	p	p	I	i	d	o	z
e	E	e	E	E	c	B	t	O	o	Y	b	D	a	H



In each row, circle the picture that starts with the same letter you hear on the left.

l				
k				
b				
d				



Write and Draw Sight Words

1. Look at the sight word, trace the dotted lines, then write it yourself! Finish the sentence below.












help

An elf can _____.

2. Draw things that you can help with.









Say the name of each picture. Listen for the sound that "E" makes. Where do you hear the sound? Is it in the beginning, middle or end? Color in the box you hear the /e/ sound in.

 <input type="checkbox"/> <input type="checkbox"/> <input type="checkbox"/>	 <input type="checkbox"/> <input type="checkbox"/> <input type="checkbox"/>	 <input type="checkbox"/> <input type="checkbox"/> <input type="checkbox"/>
 <input type="checkbox"/> <input type="checkbox"/> <input type="checkbox"/>	 <input type="checkbox"/> <input type="checkbox"/> <input type="checkbox"/>	 <input type="checkbox"/> <input type="checkbox"/> <input type="checkbox"/>
 <input type="checkbox"/> <input type="checkbox"/> <input type="checkbox"/>	 <input type="checkbox"/> <input type="checkbox"/> <input type="checkbox"/>	 <input type="checkbox"/> <input type="checkbox"/> <input type="checkbox"/>

e e e e e e e e

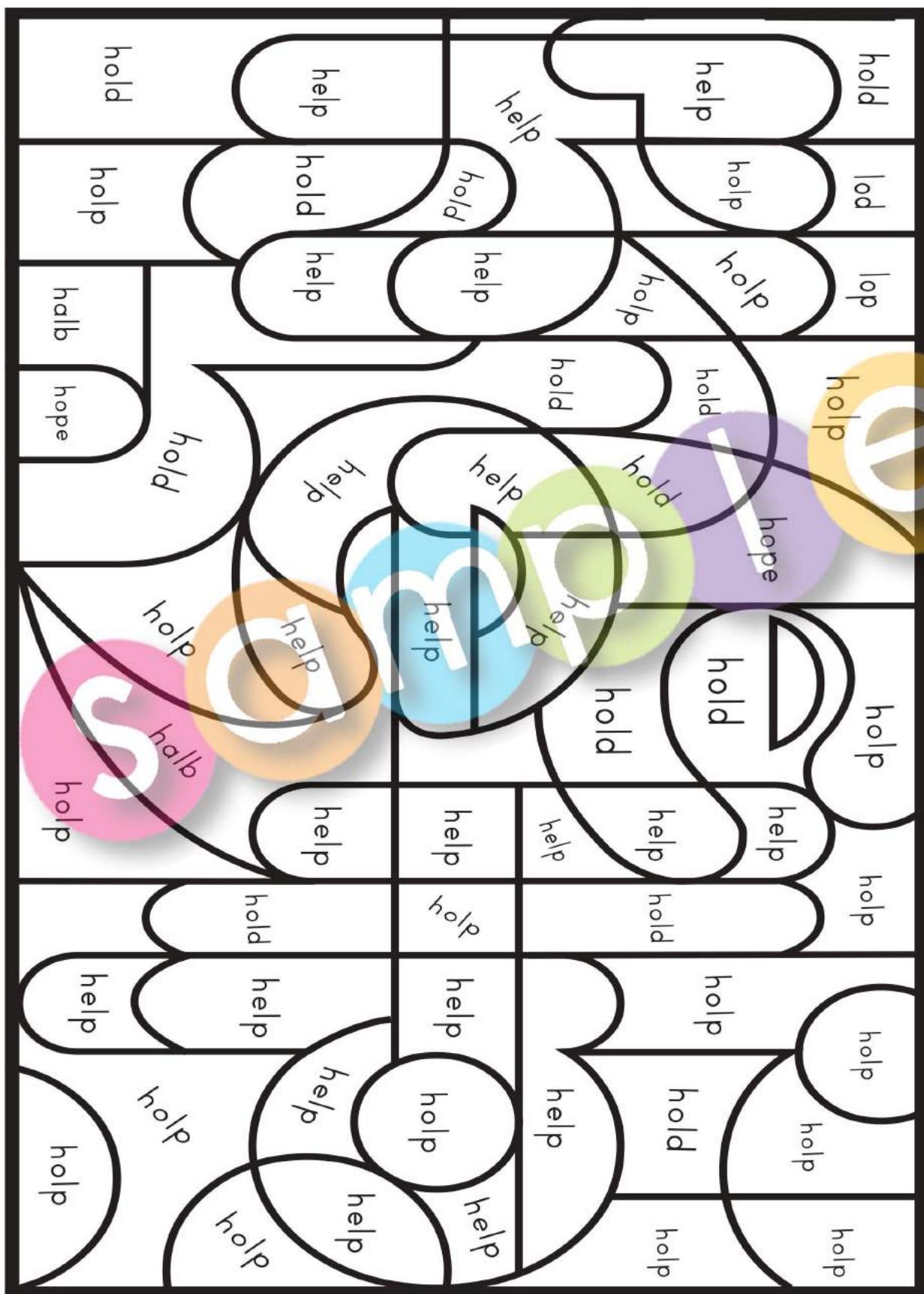


Write an /e/ in the blank under the pictures that contain the letter "e".

<p>1.</p>  <p>dr ss</p>	<p>2.</p>  <p>d n</p>
<p>3.</p>  <p>p n</p>	<p>4.</p>  <p>b d</p>
<p>5.</p>  <p>d sk</p>	<p>6.</p>  <p>f</p>

Make a sentence below with a /e/ word from above.





Color the spaces with the word "help" GREEN.
Optional: Color the spaces with other words any other color.



Color the spaces with the word "ten" RED.

Optional: Color the spaces with other words any other color.

The grid contains the following words in various orientations and positions:

- ten (multiple instances)
- tent (multiple instances)
- tin (multiple instances)
- den (multiple instances)
- then (multiple instances)
- xen (multiple instances)





Find and color the letter /Ee/. Color pictures that have the letter /Ee/ sound.

